



9th MEN'S EUROPEAN HANDBALL CHAMPIONSHIP

EURO 2010



Cumulative Statistics

AUT - Austria After 6 Matches

Coach: SIGURDSSON Dagur

Time outs: 9 Avg. Time outs: 1.5

No	Name	M	Total			All Goals / Shots						Punishments					Offence			Defence			TP			
			P	Goals	Shots	%	7mP	7m%	6mC	Wing	BT	FB	9m	YC	RC	2M	2+2	EX	AS	R7	TO/TF	ST		BS	P7	
1	BAUER Thomas	6																							1:08:08	
3	FÖLSER Patrick	6	16	19	84			12/15	3/3		1/1		5		7			3	7	3 / 1			13		3:20:48	
5	ZIURA Vytautas	6	15	28	54	1/1	100	3/4	4/4	2/4	1/2	4/13	2		5			22		7	8		4		4:22:15	
7	WEBER Robert	6	28	51	55	2/5	40		20/32		4/8	2/6	2					7	3	6 / 2	3				5:12:52	
9	ABADIR Martin	6	4	8	50						1/1	3/7	1	1	6			3	1	/ 2		1	1		1:22:20	
10	MAYER Lucas	6	3	6	50					1/1		2/5								2 / 1					45:18	
11	KNAUTH Michael	6	1	3	33				1/1		0/1	0/1			1										45:13	
12	MARINOVIC Nikola	6																1		1					4:46:45	
13	GÜNTHER Matthias	6	6	6	100			6/6							1			1		/ 1					52:29	
14	SZILAGYI Viktor	6	34	60	57	8/11	73	2/4	3/3	4/6	2/2	15/34	2		2			23	6	6 / 3		1	4		3:22:43	
17	WILCZYNSKI Konrad	6	26	41	63	6/11	55	2/3	8/13	0/1	10/12	0/1						4	3	2 / 3	2				4:04:50	
18	JOCHUM Michael	4																							1:14	
20	FRIEDE Bernd	6	16	27	59	0/1	0	2/3	3/6	3/5	2/2	6/10	2		3			6		3 / 1	1	2	3		3:17:11	
21	SCHLINGER Roland	6	28	45	62			3/3	4/4	2/3	4/4	15/31	2		3			11	6	4 / 2	6	1	2		4:38:45	
22	WAGESREITER Markus	6	4	8	50			2/2			1/3	1/3	2	1	4			4	2	1 / 2	3	4	3		3:14:40	
25	HOJC Mare	6	3	8	38				1/2		0/1	2/5						5		/ 1					44:29	
Team													2	1	1						1					
Totals			184	310	59	17/29	59	32/40	47/68	12/20	26/37	50/116	20	3	33	0	0	89	29	35 / 20	23	9	30		6:00:00	

No	Name	M	Total			All Saves / Shots									
			P	Saves	Shots	%	7mP	7m%	6mC	Wing	BT	FB	9m	9m%	NS
1	BAUER Thomas	6	20	58	34	1/6	17	2/10	5/7	0/6	0/3	12/26	46	7/23	30
12	MARINOVIC Nikola	6	57	203	28	5/22	23	8/31	4/29	3/16	1/11	36/94	38	15/76	20
Totals			78	265	29	6/28	21	11/42	9/37	3/22	1/15	48/121	40	23/101	23

Attacks

Team	All		Player Majority		Player Minority		Position Attacks		FB		Ind. FB		Team FB		TO	TO %
	G/Att.	%	G/Att.	%	G/Att.	%	G/Att.	%	G/Att.	%	G/Att.	%	G/Att.	%		
AUT	184/346	53	27/39	69	21/44	48	158/309	51	26/37	70	3/6	50	23/31	74	55	16

Legend:

G/S Goals/Shots	% Efficiency	6m 6-metre Shots	7m 7-metre Shots	9m 9-metre Shots
S/S Saves/Shots	Wing Wing Shots	FB Fast Breaks	BT Breakthroughs	EX Exclusions
AS Assists	TF Technical Faults	ST Steals	BS Blocked Shots	TP Time Played
YC Yellow Cards	RC Red Cards	n/a not applicable	NS Near Shots	MP Matches Played
2Min 2 Minute Suspensions	DSQ Disqualified			



Cumulative Statistics

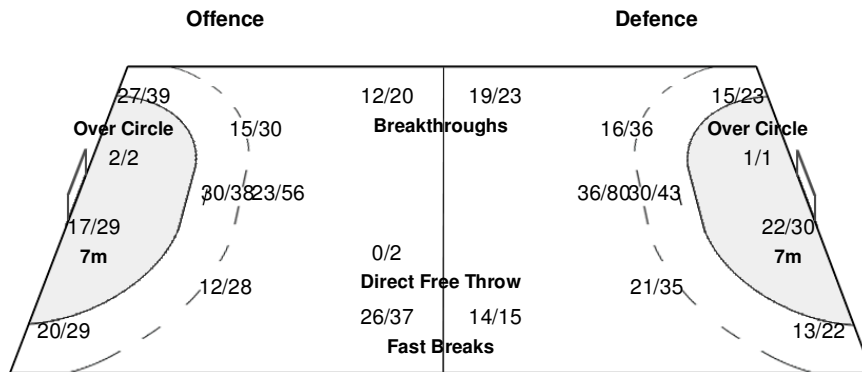
AUT - Austria
After 6 Matches

OverView of Shot Distribution

Players Goals / Shots

Team		
Goals / Shots		
19/27	11/18	23/33
14/20	1/6	13/27
49/64	12/16	42/56

17-Missed 13-Post 12-Blocked



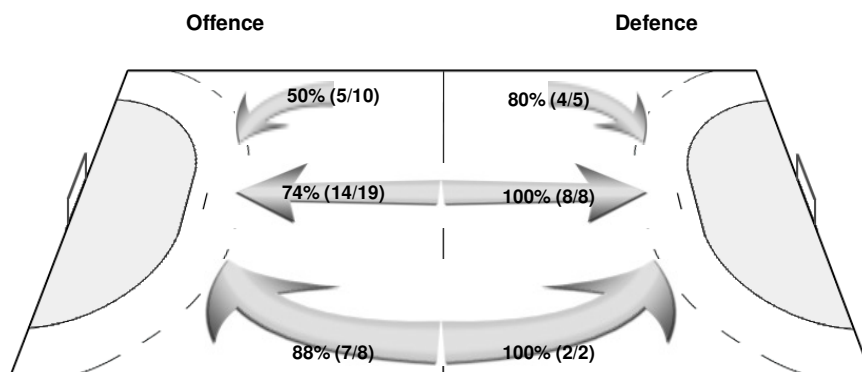
Goalkeepers
Saves / Shots

4/22	5/14	4/30
20/38	12/14	10/30
10/48	6/28	6/40

1 BAUER T

0/4	4/6	0/2
3/7	4/4	1/3
3/15	3/8	2/9

Shot Distribution Fast Breaks



12 MARINOVIC N

4/18	1/7	4/28
17/31	8/10	8/26
7/33	3/18	4/31

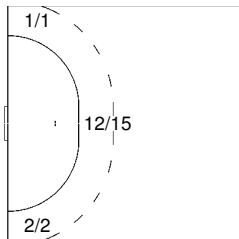


Cumulative Statistics

AUT - Austria
After 6 Matches

Players Shot Distribution
Goals / Shots

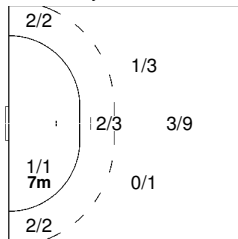
3 FÖLSER Patrick



0/1	2/2	
3/3		1/1
5/5	3/3	2/3

1-Missed
1/1 Fast Breaks

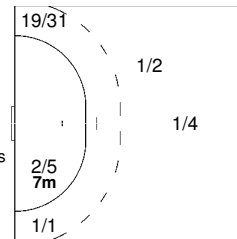
5 ZIURA Vytautas



1/2		1/2
2/2	0/1	1/3
7/8		3/4

1-Missed 1-Post 4-Blocked
1/2 Fast Breaks 2/4 Breakthroughs
1/1 Over Circle

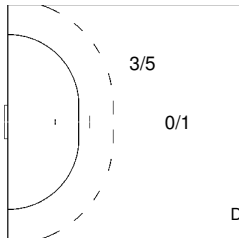
7 WEBER Robert



5/7	1/4	6/8
3/4	0/1	2/5
8/12	1/1	2/4

1-Missed 3-Post 1-Blocked
4/8 Fast Breaks

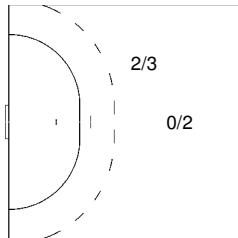
9 ABADIR Martin



		1/2
2/2		1/2

2-Blocked
1/1 Fast Breaks
0/1 Direct Free Throw

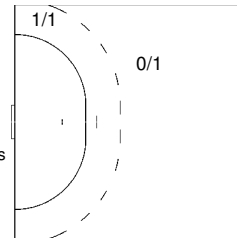
10 MAYER Lucas



	1/1	
1/1		
0/2		1/2

1/1 Breakthroughs

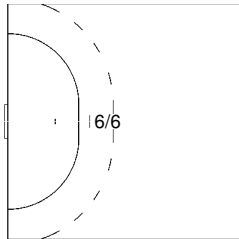
11 KNAUTH Michael



	0/1	
	1/1	

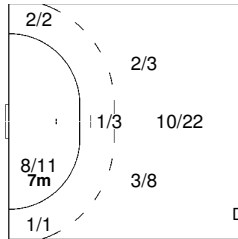
1-Missed
0/1 Fast Breaks

13 GÜNTHER Matthias



	1/1	
3/3		2/2

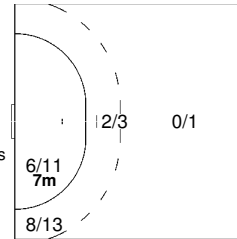
14 SZILAGYI Viktor



6/7	1/2	1/3
2/4		2/6
8/10	2/4	12/16

3-Missed 3-Post 1-Blocked
2/2 Fast Breaks 4/6 Breakthroughs
0/1 Direct Free Throw 1/1 Over Circle

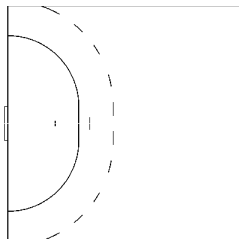
17 WILCZYNSKI Konrad



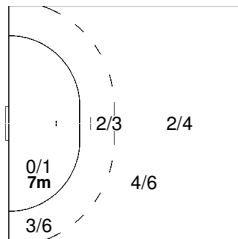
1/1	1/3	6/8
0/1		1/1
7/8	4/4	6/8

5-Missed 2-Post
10/12 Fast Breaks 0/1 Breakthroughs

18 JOCHUM Michael



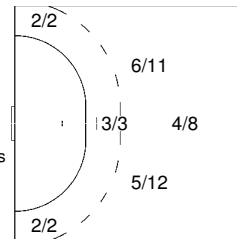
20 FRIEDE Bernd



2/4		3/6
1/2	1/1	3/4
4/4		2/2

1-Missed 3-Post
2/2 Fast Breaks 3/5 Breakthroughs

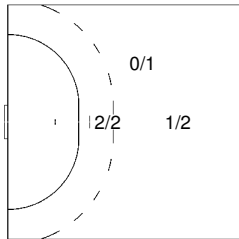
21 SCHLINGER Roland



4/5	2/2	5/5
2/3	0/1	0/2
5/9	1/1	9/10

3-Missed 1-Post 3-Blocked
4/4 Fast Breaks 2/3 Breakthroughs

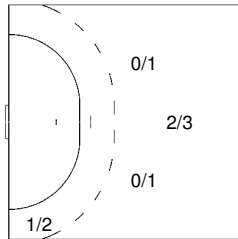
22 WAGESREITER Markus



	1/1	1/1
	0/1	1/2
	0/1	1/1

1-Missed
1/3 Fast Breaks

25 HOJC Mare



	1/1	
	0/1	1/1
0/1	0/1	1/2

0/1 Fast Breaks 1-Blocked



9th MEN'S EUROPEAN HANDBALL CHAMPIONSHIP

EURO 2010



Cumulative Statistics

UKR - Ukraine
After 3 Matches

Coach: ZAKHAROV Leonid

Time outs: 4 Avg. Time outs: 1.3

No	Name	M P	Total			All Goals / Shots							Punishments					Offence			Defence			TP		
			Goals	Shots	%	7mP	7m%	6mC	Wing	BT	FB	9m	YC	RC	2M	2+2	EX	AS	R7	TO/TF	ST	BS	P7			
1	BILYK Sergiy	3																							1:13:25	
2	PEDAN Oleksandr	3	1	1	100					1/1							1								22:33	
4	LYUBCHENKO Sergii	3	2	4	50					1/1		1/3	1		1				1 / 1				1		21:42	
5	PETRENKO Yuriy	3	5	10	50			1/1	1/2	1/1		2/6			2		2	1	6 / 1	1			3		2:28:05	
6	NAT Vitaliy	3	4	9	44	0/1	0		0/1	1/1	1/3	2/3			1		3	2	3 / 1	1					2:53:58	
7	SHEVELEV Olexandr	3	9	13	69			7/10	2/2			0/1			1		2	1	1			1	1		1:15:02	
8	STETSYURA Mykola	2																								
9	GANCHEV Oleksii	3	12	18	67			1/1	2/4		8/8	1/5	2						3 / 3				1		2:59:10	
10	NATALYUK Andrii	3											1		2							7	3		1:14:11	
12	BRAZHNYK Vadym	2																							0:18	
13	KRIVCHIKOV Mykhaylo	3																							6:10	
14	DOROSHCHUK Dmytro	3	4	9	44			2/5	1/2		1/2		3	1	5		4	6	/ 1	1			4		2:01:20	
15	BURKA Sergii	3	21	39	54			1/1				20/38			3		3	1	4 / 2	1			2		1:50:56	
16	KOMOK Gennadiy	3															2								1:46:17	
17	OSTROUSHKO Vladyslav	3	2	7	29	1/1	100			0/1	1/1	0/4					1		/ 1						15:25	
18	ONUFRIYENKO Sergiy	3	27	56	48	9/11	82	1/1		2/2		15/42	1				10	2	5 / 1	3					2:11:28	
Team													2													
Totals			87	166	52	10/13	77	13/19	6/11	6/7	11/14	41/102	10	1	15	0	0	28	13	23 / 11	7	8	15			3:00:00

No	Name	M P	Total			All Saves / Shots									
			Saves	Shots	%	7mP	7m%	6mC	Wing	BT	FB	9m	9m%	NS	NS%
1	BILYK Sergiy	3	14	55	25	2/7	29	1/6	3/11	1/5	1/8	6/18	33	5/22	23
12	BRAZHNYK Vadym	2	1	1	100	1/1	100								
16	KOMOK Gennadiy	3	28	83	34	0/6	0	4/19	5/13	1/1	0/8	18/36	50	10/33	30
Totals			43	139	31	3/14	21	5/25	8/24	2/6	1/16	24/54	44	15/55	27

Attacks

Team	All		Player Majority		Player Minority		Position Attacks		FB		Ind. FB		Team FB		TO	TO %
	G/Att.	%	G/Att.	%	G/Att.	%	G/Att.	%	G/Att.	%	G/Att.	%	G/Att.	%		
UKR	87/181	48	11/23	48	6/21	29	76/162	47	11/19	58	0/2	0	11/17	65	34	19

Legend:

G/S Goals/Shots	% Efficiency	6m 6-metre Shots	7m 7-metre Shots	9m 9-metre Shots
S/S Saves/Shots	Wing Wing Shots	FB Fast Breaks	BT Breakthroughs	EX Exclusions
AS Assists	TF Technical Faults	ST Steals	BS Blocked Shots	TP Time Played
YC Yellow Cards	RC Red Cards	n/a not applicable	NS Near Shots	MP Matches Played
2Min 2 Minute Suspensions	DSQ Disqualified			




Cumulative Statistics

UKR - Ukraine
After 3 Matches

OverView of Shot Distribution

Players Goals / Shots

Team		
Goals / Shots		
9/9	3/6	9/10
13/21	2/3	15/22
17/24	4/8	15/20
8-Missed	16-Post	19-Blocked



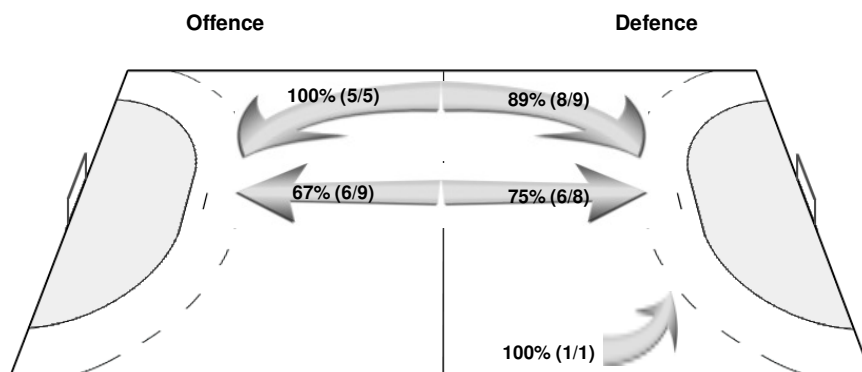
Goalkeepers
Saves / Shots

3/10	1/2	7/12
10/13	2/2	4/12
6/43	1/9	9/36

1 BILYK S

0/5	0/1	3/6
4/6		0/6
1/14	1/4	5/13

Shot Distribution Fast Breaks



12 BRAZHNYK V

1/1		
-----	--	--

16 KOMOK G

3/5	1/1	4/6
6/7	2/2	4/6
4/28	0/5	4/23



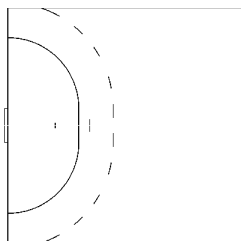
Cumulative Statistics

UKR - Ukraine
After 3 Matches

Players Shot Distribution

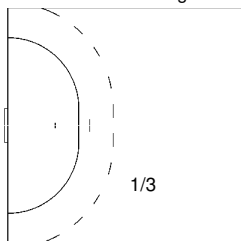
Goals / Shots

2 PEDAN Oleksandr



1/1
Breakthroughs

4 LYUBCHENKO Sergii

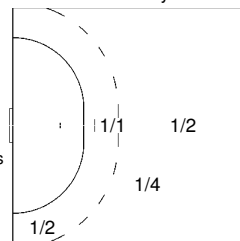


1/3




1/1
Breakthroughs

5 PETRENKO Yuriy

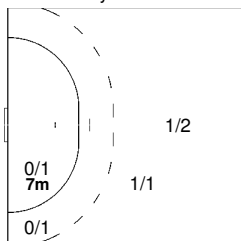


1/2
1/4



0/1
2/2
1/1
1/1
3-Post
1/1
Breakthroughs

6 NAT Vitaliy

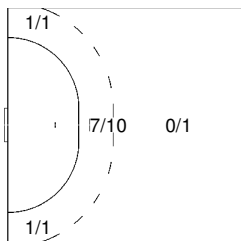


0/1
7m
0/1
1/2
1/1



1/3
Fast Breaks
1/2
Breakthroughs
1-Post

7 SHEVELEV Olexandr

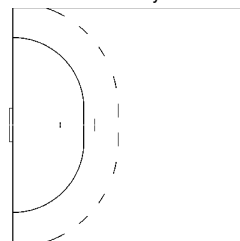


1/1
7/10
0/1
1/1

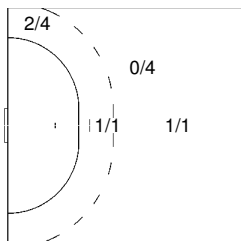


1-Post

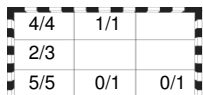
8 STETSYURA Mykola



9 GANCHEV Oleksii

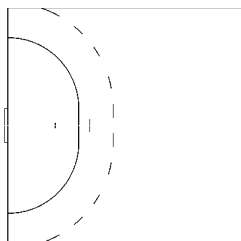


2/4
0/4
1/1
1/1

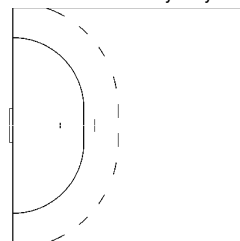


4/4
1/1
2/3
5/5
0/1
0/1
1-Missed
1-Post
1-Blocked
8/8
Fast Breaks

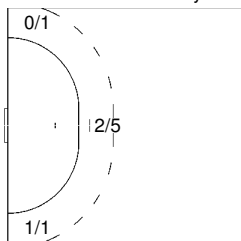
10 NATALIYUK Andrii




13 KRIVCHIKOV Mykhaylo



14 DOROSHCHUK Dmytro

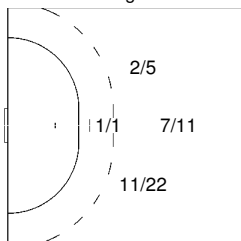


0/1
2/5
1/1

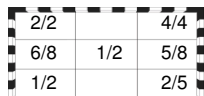


2-Missed
1-Post
1/2
Fast Breaks

15 BURKA Sergii

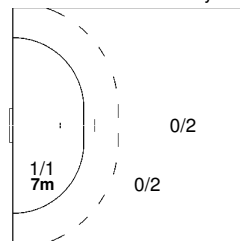


2/5
7/11
1/1
11/22




4-Post
4-Blocked

17 OSTROUSHKO Vladyslav

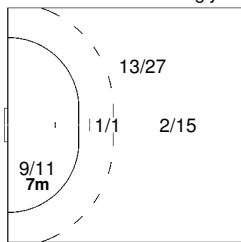


0/2
1/1
7m
0/2

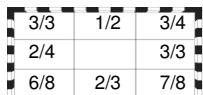


0/1
1/1
2-Post
2-Blocked
1/1
Fast Breaks
0/1
Breakthroughs

18 ONUFRIYENKO Sergiy



13/27
2/15
1/1
9/11
7m



3/3
1/2
3/4
2/4
6/8
2/3
7/8
5-Missed
4-Post
12-Blocked
2/2
Breakthroughs



9th MEN'S EUROPEAN HANDBALL CHAMPIONSHIP

EURO 2010



Cumulative Statistics

SWE - Sweden
After 3 Matches

Coach: OLSSON Staffan

Time outs: 5 Avg. Time outs: 1.7

No	Name	M	Total			All Goals / Shots							Punishments					Offence			Defence			TP		
			P	Goals	Shots	%	7mP	7m%	6mC	Wing	BT	FB	9m	YC	RC	2M	2+2	EX	AS	R7	TO/TF	ST	BS		P7	
1	ANDERSSON Mattias	3															1									1:21:25
3	GUSTAFSSON Mattias	3	5	6	83			4/5			1/1		1		3					2 / 3	1	3	3			1:39:48
5	ANDERSSON Kim	3	12	21	57				1/1	1/1	10/19	1		3			8	1	3 / 4	1	4				2:11:58	
6	KÄLLMAN Jonas	3	9	22	41			2/2	5/8		1/6	1/6	1		2		2	1	1	2	1	1			2:36:24	
8	KARLSSON Lukas	3	9	20	45					1/1		8/19					2	1	3 / 1	1					1:21:26	
9	LENNARTSSON Jan	3	0	2	0				0/2				1												19:18	
10	EKBERG Niclas	3	14	22	64	8/9	89		4/11		2/2								1 / 1	3		1			2:39:26	
11	DODER Dalibor	3	10	22	45			1/1	2/2	1/1	1/2	5/16					2	2		2					1:27:25	
12	BEUTLER Dan	3																							1:38:01	
14	ARRHENIUS Robert	3	7	8	88			5/6			1/1	1/1		2			1	1	/ 1		1				1:02:26	
17	CARLÉN Oscar	3	3	8	38					1/2		2/6	1	1			3		2 / 2		4	2			1:13:51	
18	KARLSSON Tobias	3	1	2	50				0/1			1/1	2	4			1	1				9	6		1:34:12	
22	SJÖSTRAND Johan	2																							0:12	
23	LARSSON Fredrik	3	3	10	30			1/1		1/3	0/1	1/5	1	1			3	1	1 / 2	1	1				59:30	
24	PETERSEN Fredrik	3	3	7	43	0/1	0	0/1	1/3		2/2														31:29	
25	EKDAHL du RIETZ Kim	3	2	3	67					1/1		1/2					1	2							23:09	
Team																				1						
Totals			78	153	51	8/10	80	13/16	12/27	6/9	9/16	30/75	8	0	16	0	0	24	10	13 / 15	11	23	13			3:00:00

No	Name	M	Total			All Saves / Shots									
			P	Saves	Shots	%	7mP	7m%	6mC	Wing	BT	FB	9m	9m%	NS
1	ANDERSSON Mattias	3	23	64	36	0/5	0	1/5	4/8	0/1	1/7	17/38	45	5/14	36
12	BEUTLER Dan	3	19	61	31	1/7	14	2/8	4/7	0/5	3/8	9/26	35	6/20	30
22	SJÖSTRAND Johan	2	0	1	0	0/1	0								
Totals			42	126	33	1/13	8	3/13	8/15	0/6	4/15	26/64	41	11/34	32

Attacks

Team	All		Player Majority		Player Minority		Position Attacks		FB		Ind. FB		Team FB		TO	TO %
	G/Att.	%	G/Att.	%	G/Att.	%	G/Att.	%	G/Att.	%	G/Att.	%	G/Att.	%		
SWE	78/170	46	15/24	63	9/24	38	69/154	45	9/16	56	1/2	50	8/14	57	28	16

Legend:

G/S	Goals/Shots	%	Efficiency	6m	6-metre Shots	7m	7-metre Shots	9m	9-metre Shots
S/S	Saves/Shots	Wing	Wing Shots	FB	Fast Breaks	BT	Breakthroughs	EX	Exclusions
AS	Assists	TF	Technical Faults	ST	Steals	BS	Blocked Shots	TP	Time Played
YC	Yellow Cards	RC	Red Cards	n/a	not applicable	NS	Near Shots	MP	Matches Played
2Min	2 Minute Suspensions	DSQ	Disqualified						




Cumulative Statistics

SWE - Sweden
After 3 Matches

OverView of Shot Distribution

Players Goals / Shots

Team		
Goals / Shots		
6/10	4/6	7/10
2/10	0/6	3/3
23/40	6/8	27/42
4-Missed	1-Post	11-Blocked



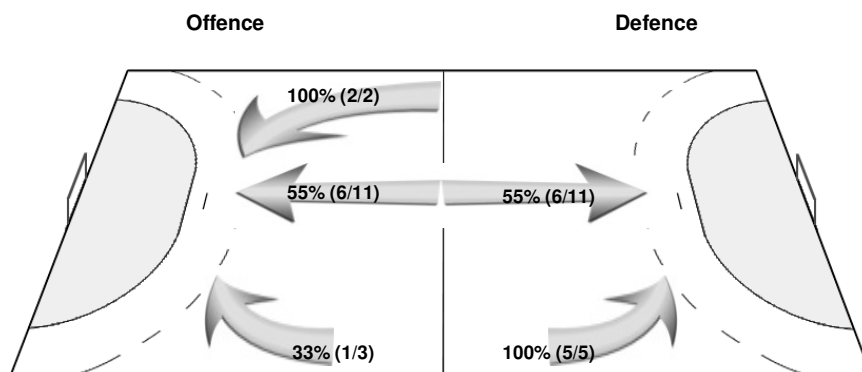
Goalkeepers
Saves / Shots

4/17	1/2	1/8
3/4	0/1	2/3
12/41	3/7	16/43

1 ANDERSSON M

3/9		0/1
3/4		1/2
6/21	0/2	10/25

Shot Distribution Fast Breaks



12 BEUTLER D

1/8	1/2	1/7
	0/1	1/1
6/19	3/5	6/18

22 SJÖSTRAND J

0/1		
-----	--	--



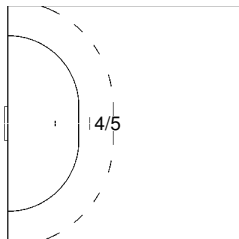
Cumulative Statistics

SWE - Sweden
After 3 Matches

Players Shot Distribution

Goals / Shots

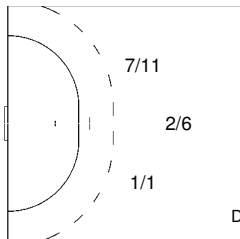
3 GUSTAFSSON Mattias



1/1		
2/2	1/1	1/1

1-Missed
1/1 Fast Breaks

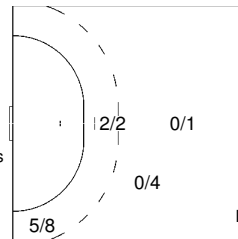
5 ANDERSSON Kim



	0/1	
5/8	1/1	6/7

1-Post 3-Blocked
1/1 Fast Breaks 1/1 Breakthroughs
0/1 Direct Free Throw

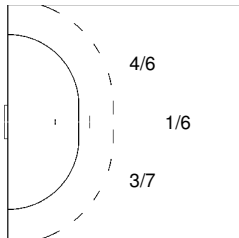
6 KÄLLMAN Jonas



0/2	1/1	1/1
1/4		
1/3	1/1	4/8

1-Blocked
1/6 Fast Breaks
1/1 Direct Free Throw

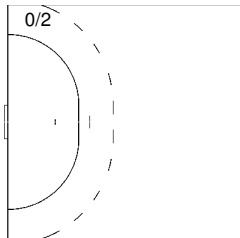
8 KARLSSON Lukas



1/1	1/1	1/3
	0/1	
4/8		2/3

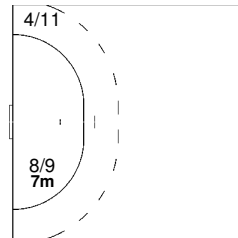
1-Missed 2-Blocked
1/1 Breakthroughs

9 LENNARTSSON Jan



		0/2

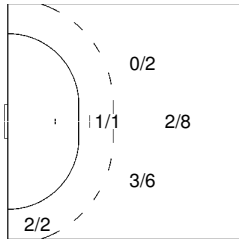
10 EKBERG Niclas



4/4	2/4	
0/2	0/1	2/2
5/6	1/1	0/1

2/2 Fast Breaks

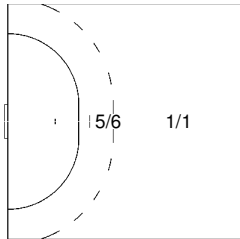
11 DODER Dalibor



1/2		3/3
	0/1	
1/4	1/2	4/6

2-Missed 2-Blocked
1/2 Fast Breaks 1/1 Breakthroughs

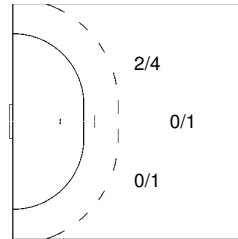
14 ARRHENIUS Robert



		1/1
2/2	0/1	4/4

1/1 Fast Breaks

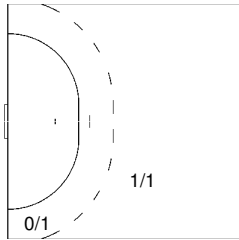
17 CARLÉN Oscar



0/2	1/1	2/4

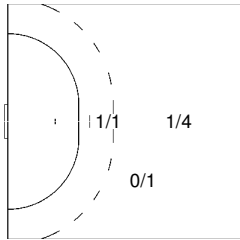
1-Blocked
1/2 Breakthroughs

18 KARLSSON Tobias



1/2		

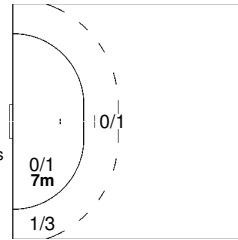
23 LARSSON Fredrik



		0/1
0/3	0/1	1/1
2/2		0/1

0/1 Fast Breaks 1-Blocked 1/3 Breakthroughs

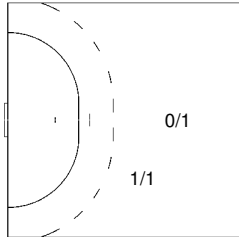
24 PETERSEN Fredrik



0/1		1/1
	0/1	
0/1		2/3

2/2 Fast Breaks

25 EKDAHL du RIETZ Kim



		2/2

1-Blocked
1/1 Breakthroughs



9th MEN'S EUROPEAN HANDBALL CHAMPIONSHIP

EURO 2010



Cumulative Statistics

SRB - Serbia
After 3 Matches

Coach: HASANEFENDIC Sead

Time outs: 3 Avg. Time outs: 1.0

No	Name	M	Total			All Goals / Shots							Punishments					Offence			Defence			TP		
			P	Goals	Shots	%	7mP	7m%	6mC	Wing	BT	FB	9m	YC	RC	2M	2+2	EX	AS	R7	TO/TF	ST	BS		P7	
1	STANIC Darko	3																		1						1:31:13
3	KOJIC Nikola	3	3	6	50			1/1	2/5				2		2			1		1 / 2			3		2:34:01	
5	SESUM Zarko	3	15	26	58			1/1	1/1	1/1	11/22						1	1	2 / 1						1:31:36	
7	NIKCEVIC Ivan	3	2	7	29				1/6		1/1				1		1	2	1	1		1			57:12	
9	STOJANOVIC Aleksandar	3	9	17	53					3/3		6/14			1		3	1	2						57:14	
11	TOSKIC Alem	3	7	9	78			5/6	1/2		1/1		2		4			3	1 / 3	1		3			2:28:24	
12	PERIC Dejan	3																							1:05:54	
13	ILIC Momir	3	15	30	50	7/11	64			1/1	1/1	6/17	1		2			1	4	1	3	2			2:22:22	
15	MARKOVIC Dobrivoje	3	3	4	75				1/1		2/2	0/1	1		1				1 / 2			2			1:35:54	
16	PEJANOVIC Dimitrije	3																			1				23:36	
18	ANDJELKOVIC Danijel	3	0	1	0						0/1				1				/ 1						7:57	
19	LAPCEVIC Ivan	3											1		4		2	1	/ 1	1	1	2			48:50	
22	VILOVSKI Uros	3	2	3	67			1/2			1/1		2		2		2	2	/ 1	1	2	1			1:33:19	
23	VUCKOVIC Nenad	3	14	19	74	2/2	100	1/2	0/1	3/4		8/10					2	1	1 / 3			1			1:27:39	
25	NENADIC Petar	3	2	5	40					1/1	1/1	0/3					1								25:01	
26	STANKOVIC Ivan	3	11	15	73			2/2	2/2	2/2		5/9					2	1	1 / 2	1		1			1:09:48	
Team																										
Totals			83	142	58	9/13	69	11/14	8/18	11/12	8/8	36/77	9	0	18	0	0	15	13	15 / 17	7	6	16			3:00:00

No	Name	M	Total			All Saves / Shots									
			P	Saves	Shots	%	7mP	7m%	6mC	Wing	BT	FB	9m	9m%	NS
1	STANIC Darko	3	19	73	26	1/7	14	2/13	1/14	0/2	1/12	14/25	56	3/29	10
12	PERIC Dejan	3	12	43	28	2/8	25	2/6	2/10	0/2	1/3	5/14	36	4/18	22
16	PEJANOVIC Dimitrije	3	2	11	18	1/1	100		1/4		0/2	0/4	0	1/4	25
Totals			33	127	26	4/16	25	4/19	4/28	0/4	2/17	19/43	44	8/51	16

Attacks

Team	All		Player Majority		Player Minority		Position Attacks		FB		Ind. FB		Team FB		TO	TO %
	G/Att.	%	G/Att.	%	G/Att.	%	G/Att.	%	G/Att.	%	G/Att.	%	G/Att.	%		
SRB	83/161	52	9/18	50	13/27	48	75/151	50	8/10	80	1/1	100	7/9	78	32	20

Legend:

G/S	Goals/Shots	%	Efficiency	6m	6-metre Shots	7m	7-metre Shots	9m	9-metre Shots
S/S	Saves/Shots	Wing	Wing Shots	FB	Fast Breaks	BT	Breakthroughs	EX	Exclusions
AS	Assists	TF	Technical Faults	ST	Steals	BS	Blocked Shots	TP	Time Played
YC	Yellow Cards	RC	Red Cards	n/a	not applicable	NS	Near Shots	MP	Matches Played
2Min	2 Minute Suspensions	DSQ	Disqualified						



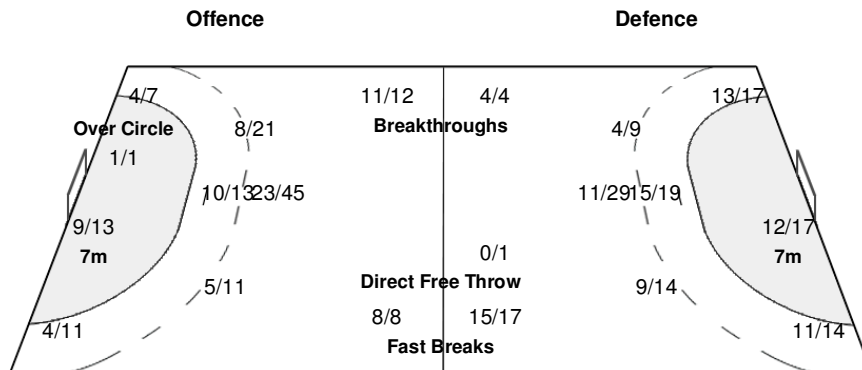
Cumulative Statistics

SRB - Serbia
After 3 Matches

OverView of Shot Distribution

Players Goals / Shots

Team		
Goals / Shots		
9/9	1/5	9/12
5/8	0/4	8/12
28/36	9/13	14/20
11-Missed 8-Post		3-Blocked



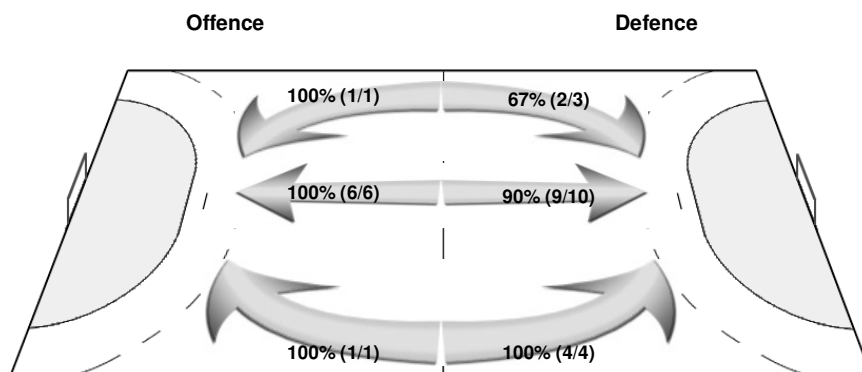
Goalkeepers
Saves / Shots

3/15	4/11	3/14
2/15	10/10	4/15
4/26	3/13	0/8

1 STANIC D

2/8	2/6	1/9
2/9	6/6	0/9
3/15	3/11	

Shot Distribution Fast Breaks



12 PERIC D

1/7	2/4	2/4
0/5	3/3	3/4
1/8	0/2	0/6

16 PEJANOVIC D

	0/1	0/1
0/1	1/1	1/2
0/3		0/2

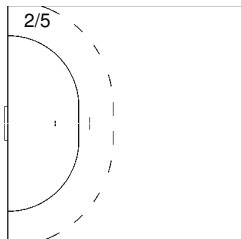


Cumulative Statistics

SRB - Serbia
After 3 Matches

Players Shot Distribution
Goals / Shots

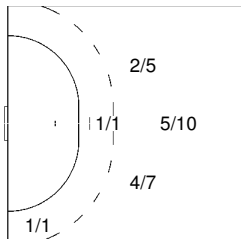
3 KOJIC Nikola



1/1		0/1
2/3		0/1

1/1
Over Circle

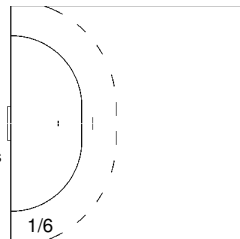
5 SESUM Zarko



2/2	1/2	1/2
	0/2	3/5
5/7	2/2	1/2

1-Post
1/1 Fast Breaks 1/1 Breakthroughs

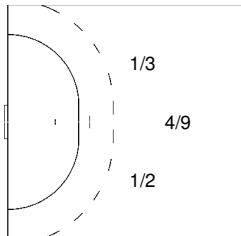
7 NIKCEVIC Ivan



1/1		
	0/1	
0/1		1/1

1-Missed2-Post
1/1 Fast Breaks

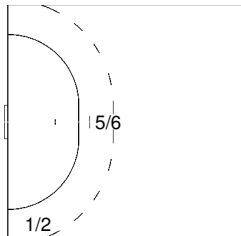
9 STOJANOVIC Aleksandar



1/1		1/1
0/2		1/1
2/4		4/4

1-Missed3-Post
3/3 Breakthroughs

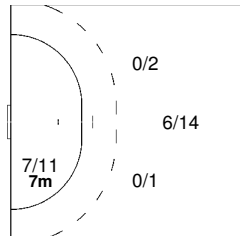
11 TOSKIC Alem



2/2		
3/4	1/1	1/1

1-Missed
1/1 Fast Breaks

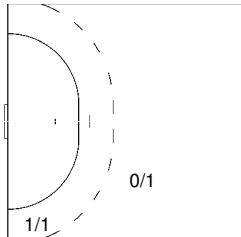
13 ILIC Momir



	0/2	3/4
		1/2
6/6	2/3	3/5

4-Missed1-Post 3-Blocked
1/1 Fast Breaks 1/1 Breakthroughs

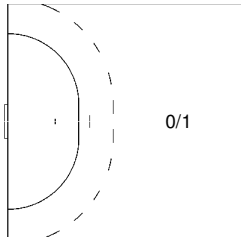
15 MARKOVIC Dobrivoje



1/1		1/1
		1/1

1-Missed
2/2 Fast Breaks

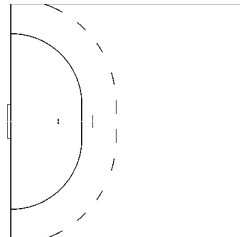
18 ANDJELKOVIC Danijel



--	--	--

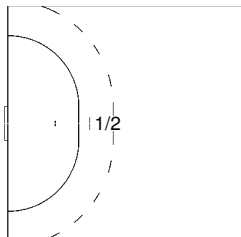
1-Missed

19 LAPCEVIC Ivan



--	--	--

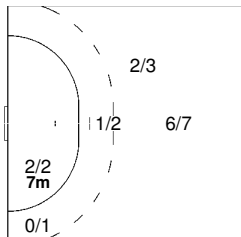
22 VILOVSKI Uros



		1/1
	1/2	

1/1 Fast Breaks

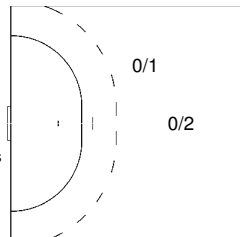
23 VUCKOVIC Nenad



1/1		
1/1		1/2
6/6	2/2	3/4

2-Missed1-Post
3/4 Breakthroughs

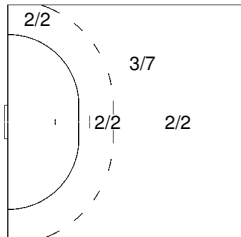
25 NENADIC Petar



0/1	0/1	1/1
1/1	0/1	

1/1 Fast Breaks 1/1 Breakthroughs

26 STANKOVIC Ivan



2/2	0/1	2/2
2/2		
3/4	1/2	1/2

2/2 Breakthroughs



9th MEN'S EUROPEAN HANDBALL CHAMPIONSHIP

EURO 2010



Cumulative Statistics

SLO - Slovenia
After 6 Matches

Coach: SERDARUSIC Zvonimir

Time outs: 8 Avg. Time outs: 1.3

No	Name	M	Total			All Goals / Shots							Punishments				Offence			Defence			TP	
			P	Goals	Shots	%	7mP	7m%	6mC	Wing	BT	FB	9m	YC	RC	2M	2+2	EX	AS	R7	TO/TF	ST		BS
2	KOZLINA Miladin	6	1	2	50			1/1				0/1	5		4			2	1	1 / 1	2	7	6	2:06:49
4	VUGRINEC Renato	6	23	37	62				4/4	4/4	15/29	5		2			13		15 / 7	2	1	1	4:32:51	
5	DOBELSEK Jure	6	0	2	0				0/1		0/1	2							/ 1			1	37:33	
6	LUBEJ Zoran	6													1								11:32	
7	KAVTICNIK Vid	6	33	49	67	21/24	88	1/1	6/11	1/1	2/6	2/6			3		7	4	2 / 2			3	4:11:04	
9	NATEK Jure	6	3	11	27				1/1	0/1	2/9			1			4	1	1 / 2				1:05:53	
11	SKUBE Sebastian	6	7	14	50			1/1	4/6	1/1	1/6						2	2	7 / 2			2	1:03:54	
12	SKOF Gorazd	6															1		2				4:30:55	
13	SPILER David	6	20	33	61				1/1	5/7	3/3	11/22	2		3		5	6	7	1	6	3	2:18:17	
14	BRUMEN Matjaz	6	2	3	67	1/2	50				1/1											1	42:37	
15	PAJOVIC Ales	6	16	33	48			2/2	1/1	0/1	2/4	11/25	3		5		12	4	6 / 2	2	14	3	3:56:35	
16	REZAR Aljosa	6																	/ 1				1:29:05	
17	GAJIC Dragan	6	4	7	57				3/5		1/2								1 / 1			1	1:21:09	
19	ZVIZEJ Miha	6	25	38	66			19/25	1/1		5/12			3			10	11	4 / 7	3	4		3:37:49	
20	ZVIZEJ Luka	6	41	64	64	8/13	62	3/8	16/24		12/16	2/3		3			3	3	2 / 5	2		1	5:10:06	
24	ZORMAN Uros	6	11	17	65			1/2		3/4	5/6	2/5	1		2		17	7	15 / 4	2	1		5:03:51	
Team																								
Totals			186	310	60	30/39	77	28/40	28/44	18/24	36/56	46/107	18	0	27	0	0	76	39	63 / 35	14	33	22	6:00:00

No	Name	M	Total			All Saves / Shots									
			P	Saves	Shots	%	7mP	7m%	6mC	Wing	BT	FB	9m	9m%	NS
12	SKOF Gorazd	6	73	222	33	6/18	33	7/38	12/35	4/20	7/26	37/85	44	23/93	25
16	REZAR Aljosa	6	25	77	32	1/3	33	3/12	5/13	1/9	3/17	12/23	52	9/34	26
Totals			98	301	33	7/22	32	10/50	17/48	5/29	10/43	49/109	45	32/127	25

Attacks

Team	All		Player Majority		Player Minority		Position Attacks		FB		Ind. FB		Team FB		TO	TO %
	G/Att.	%	G/Att.	%	G/Att.	%	G/Att.	%	G/Att.	%	G/Att.	%	G/Att.	%		
SLO	186/381	49	28/41	68	15/39	38	150/323	46	36/58	62	7/8	88	29/50	58	98	26

Legend:

G/S	Goals/Shots	%	Efficiency	6m	6-metre Shots	7m	7-metre Shots	9m	9-metre Shots
S/S	Saves/Shots	Wing	Wing Shots	FB	Fast Breaks	BT	Breakthroughs	EX	Exclusions
AS	Assists	TF	Technical Faults	ST	Steals	BS	Blocked Shots	TP	Time Played
YC	Yellow Cards	RC	Red Cards	n/a	not applicable	NS	Near Shots	MP	Matches Played
2Min	2 Minute Suspensions	DSQ	Disqualified						



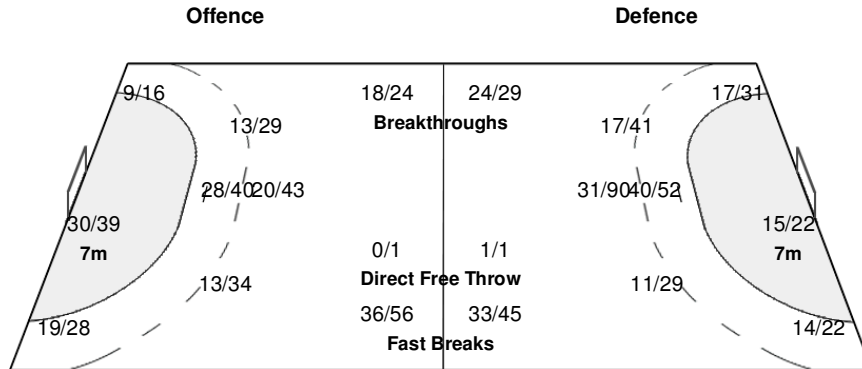
Cumulative Statistics

SLO - Slovenia
After 6 Matches

OverView of Shot Distribution

Players Goals / Shots

Team		
Goals / Shots		
16/27	8/15	30/39
5/12	2/8	8/17
44/67	9/17	64/80
6-Missed	9-Post	12-Blocked



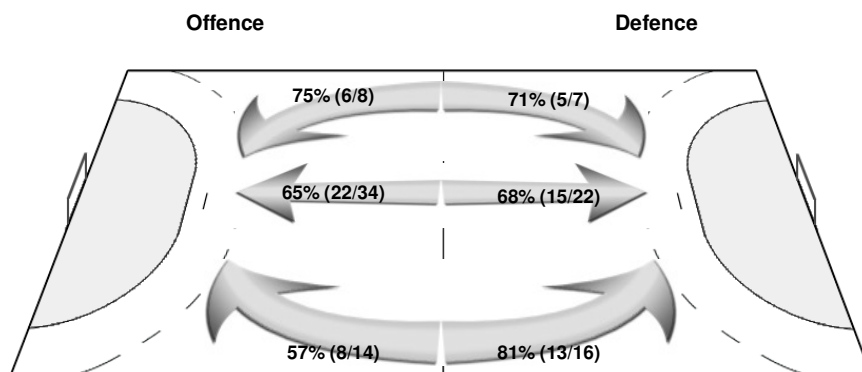
Goalkeepers
Saves / Shots

8/37	6/12	5/31
13/23	11/11	6/20
27/84	6/16	14/65

12 SKOF G

7/28	4/9	3/21
11/18	9/9	5/15
18/56	6/15	9/50

Shot Distribution Fast Breaks



16 REZAR A

1/8	2/3	2/10
2/5	2/2	1/5
9/27	0/1	5/15



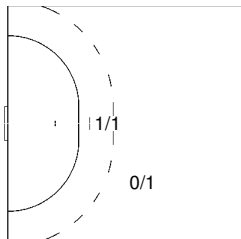
Cumulative Statistics

SLO - Slovenia
After 6 Matches

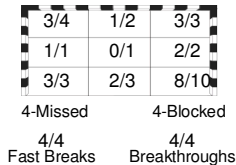
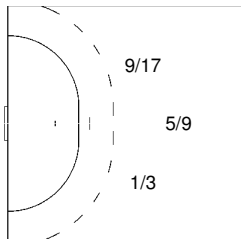
Players Shot Distribution

Goals / Shots

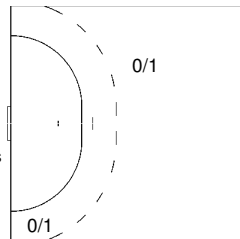
2 KOZLINA Miladin



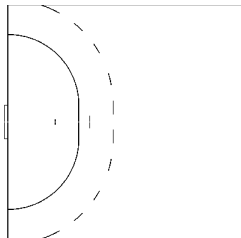
4 VUGRINEC Renato



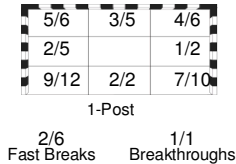
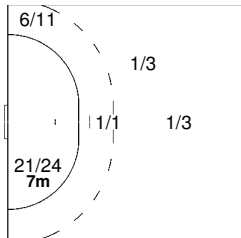
5 DOBELSEK Jure



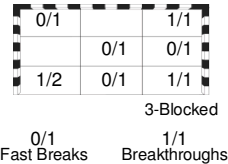
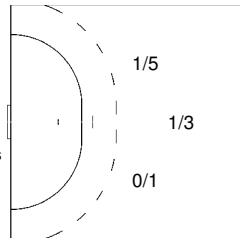
6 LUBEJ Zoran



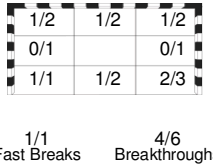
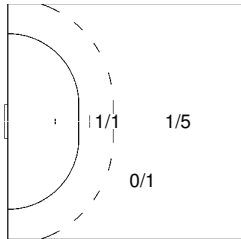
7 KAVTICNIK Vid



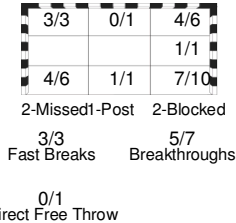
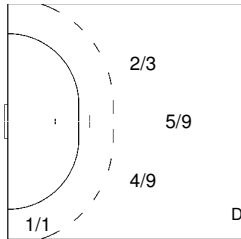
9 NATEK Jure



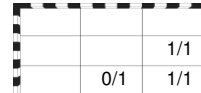
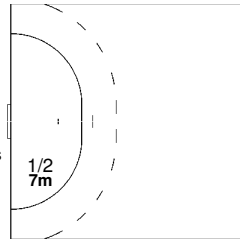
11 SKUBE Sebastian



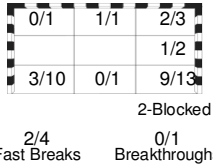
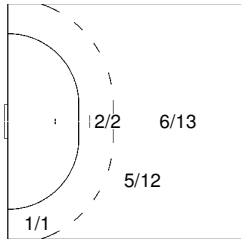
13 SPILER David



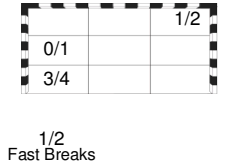
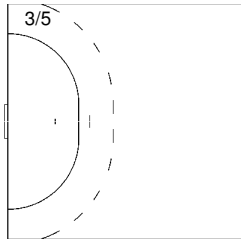
14 BRUMEN Matjaz



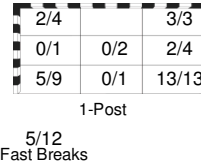
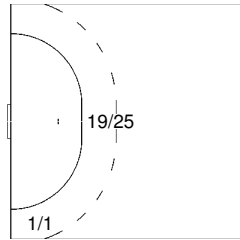
15 PAJOVIC Ales



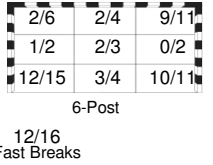
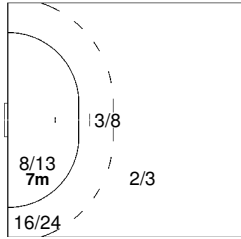
17 GAJIC Dragan



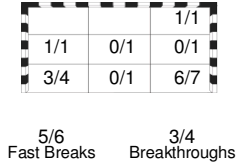
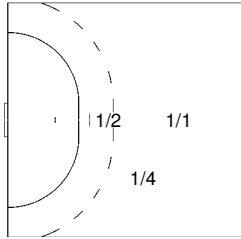
19 ZVIZEJ Miha



20 ZVIZEJ Luka



24 ZORMAN Uros





9th MEN'S EUROPEAN HANDBALL CHAMPIONSHIP

EURO 2010



Cumulative Statistics

RUS - Russia After 6 Matches

Coach: CHIGAREV Nikolay

Time outs: 10 Avg. Time outs: 1.7

No	Name	M	Total			All Goals / Shots							Punishments					Offence			Defence			TP		
			P	Goals	Shots	%	7mP	7m%	6mC	Wing	BT	FB	9m	YC	RC	2M	2+2	EX	AS	R7	TO/TF	ST	BS		P7	
1	GRAMS Oleg	6																								4:18:37
2	FILIPPOV Vasily	6	16	25	64			0/2		2/2	1/1	13/20			2			18	3	3 / 3	2		1			2:42:52
3	ZOTOV Oleg	5																								
7	KOVALEV Dmitry	6	20	32	63			2/2	14/26		4/4		1		1		5	2	2 / 1							4:39:55
10	CHERNOIVANOV Alexander	6	3	4	75			3/4					4		2		1	1	1 / 2	2	8	7				2:54:55
15	RASTVORTSEV Alexey	6	25	53	47				1/1	5/8		19/44	3	1	8		7	2	3 / 4		7	5				4:31:15
16	KOSTYGOV Alexey	6																		1						1:41:23
17	KAMANIN Alexey	6	3	5	60				0/1			3/4	1		5						2	2	4			1:54:04
19	ASLANYAN Samvel	6	5	10	50	4/4	100		0/1			1/5					1	2	/ 1							33:45
20	CHIPURIN Mikhail	6	26	32	81			25/31		1/1			2		5		4	9	3 / 7			2				3:41:15
31	DIBIROV Timur	6	7	10	70				2/3		3/4	2/3	2		2		3		/ 1	1		1				1:56:32
33	PREDYBAYLOV Sergey	4	3	8	38				3/7			0/1								1						1:10:36
35	IGROPULO Konstantin	6	35	60	58	19/23	83			0/2	1/2	15/33	4		3		15	4	11 / 7	3		1				3:50:06
47	STARYKH Andrey	6	17	40	43				0/2	2/2	2/2	13/34			2		3	1	4 / 3	2						1:40:10
77	IVANOV Vitaly	6	6	17	35			1/2	0/1	2/3		3/11			2		13	1	8 / 3			2				3:10:31
79	KAYNAROV Alexey	6	11	17	65			1/1	7/7	0/1	3/6	0/2	1		1		3	2	2 / 2	1		1				3:14:04
Team																					3					
Totals			177	313	57	23/27	85	32/42	27/49	12/19	14/19	69/157	18	1	33	0	0	73	27	39 / 37	13	17	25			5:30:00

No	Name	M	Total			All Saves / Shots									
			P	Saves	Shots	%	7mP	7m%	6mC	Wing	BT	FB	9m	9m%	NS
1	GRAMS Oleg	6	64	205	31	4/15	27	6/29	16/41	5/19	4/25	29/76	38	27/89	30
16	KOSTYGOV Alexey	6	24	77	31	4/7	57	1/14	6/16	0/3	2/8	11/29	38	7/33	21
Totals			88	282	31	8/22	36	7/43	22/57	5/22	6/33	40/105	38	34/122	28

Attacks

Team	All		Player Majority		Player Minority		Position Attacks		FB		Ind. FB		Team FB		TO	TO %
	G/Att.	%	G/Att.	%	G/Att.	%	G/Att.	%	G/Att.	%	G/Att.	%	G/Att.	%		
RUS	177/354	50	28/48	58	25/46	54	163/329	50	14/25	56	3/4	75	11/21	52	76	21

Legend:

G/S Goals/Shots	% Efficiency	6m 6-metre Shots	7m 7-metre Shots	9m 9-metre Shots
S/S Saves/Shots	Wing Wing Shots	FB Fast Breaks	BT Breakthroughs	EX Exclusions
AS Assists	TF Technical Faults	ST Steals	BS Blocked Shots	TP Time Played
YC Yellow Cards	RC Red Cards	n/a not applicable	NS Near Shots	MP Matches Played
2Min 2 Minute Suspensions	DSQ Disqualified			



Cumulative Statistics

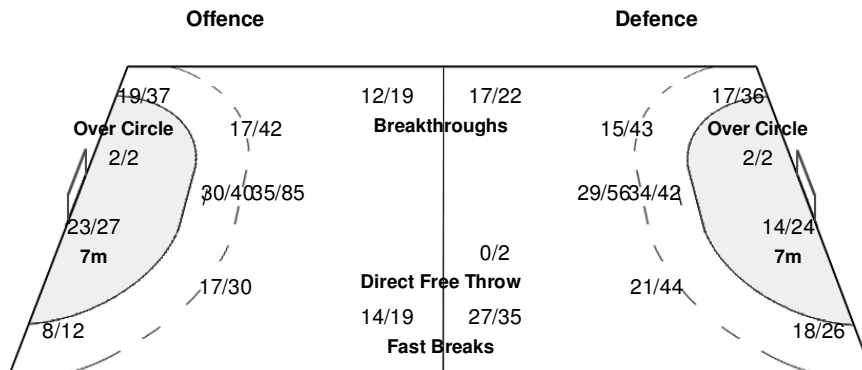
RUS - Russia
After 6 Matches

OverView of Shot Distribution

Players Goals / Shots

Team		
Goals / Shots		
18/27	6/9	12/18
10/25	0/6	18/29
60/80	6/9	47/57

13-Missed 19-Post 20-Blocked



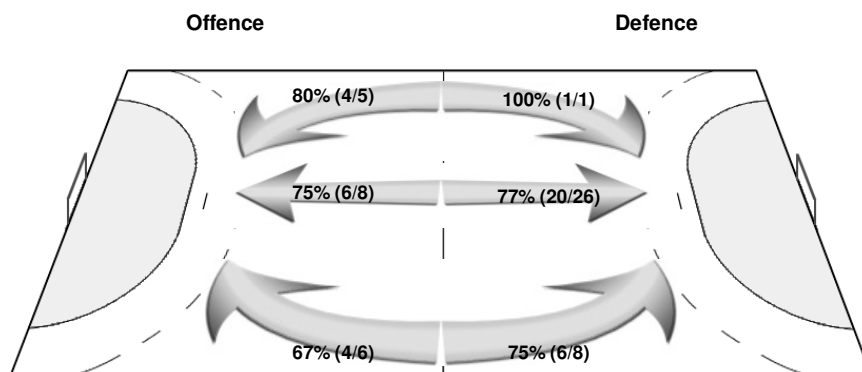
Goalkeepers
Saves / Shots

7/19	5/14	9/42
14/26	1/2	11/23
21/86	4/11	16/59

1 GRAMS O

3/15	5/9	6/33
10/20	1/2	7/15
15/55	3/7	14/49

Shot Distribution Fast Breaks



16 KOSTYGOV A

4/4	0/5	3/9
4/6		4/8
6/31	1/4	2/10



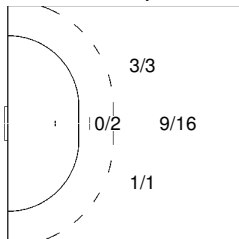
Cumulative Statistics

RUS - Russia
After 6 Matches

Players Shot Distribution

Goals / Shots

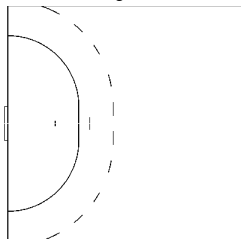
2 FILIPPOV Vasily



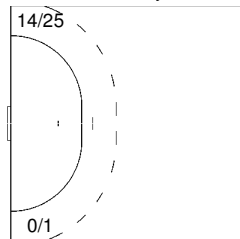
0/1		0/1
0/1		1/1
9/11	0/1	6/6

1-Missed 2-Blocked
1/1 Fast Breaks 2/2 Breakthroughs

3 ZOTOV Oleg



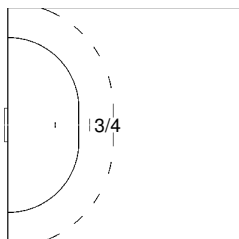
7 KOVALEV Dmitry



4/5		
1/3	0/1	2/4
7/7	1/1	5/7

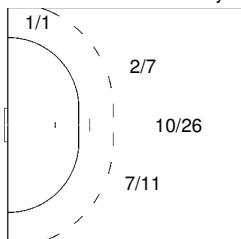
2-Missed 2-Post
4/4 Fast Breaks
2/2 Over Circle

10 CHERNOIVANOV Alexander



		1/1
		0/1
2/2		

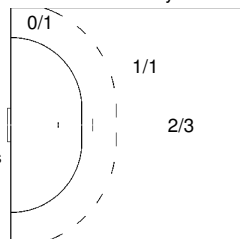
15 RASTVORTSEV Alexey



1/4	1/1	1/1
0/3	0/2	4/4
11/15	0/1	7/10

2-Missed 6-Post 4-Blocked
5/8 Breakthroughs

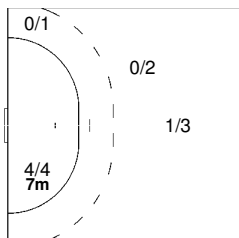
17 KAMANIN Alexey



		1/2
1/1		1/1

1-Blocked

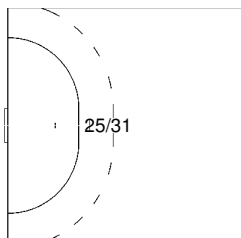
19 ASLANYAN Samvel



	1/1	
2/2	0/1	0/1
	1/1	1/3

1-Missed

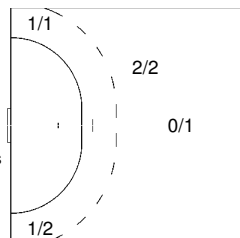
20 CHIPURIN Mikhail



5/6		
1/2		5/5
4/5	2/3	9/9

1-Missed 1-Post
1/1 Breakthroughs

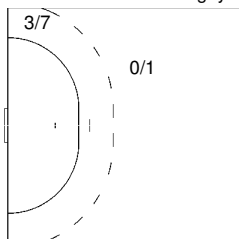
31 DIBIROV Timur



	0/1	2/2
0/1		1/2
3/3		1/1

3/4 Fast Breaks

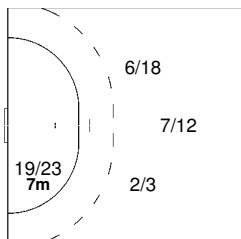
33 PREDYBAYLOV Sergey



		0/1
1/2	0/1	
2/2		

1-Missed 1-Post

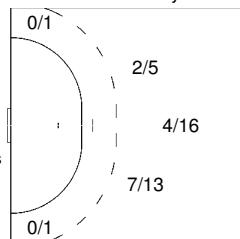
35 IGROPULO Konstantin



2/3	3/3	3/5
1/5	0/1	3/4
10/15		13/15

3-Post 6-Blocked
1/2 Fast Breaks 0/2 Breakthroughs

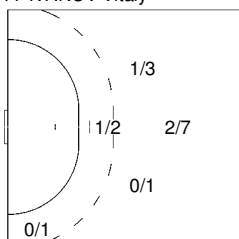
47 STARYKH Andrey



3/5	0/1	4/4
3/5		1/4
4/10		2/2

4-Missed 2-Post 3-Blocked
2/2 Fast Breaks 2/2 Breakthroughs

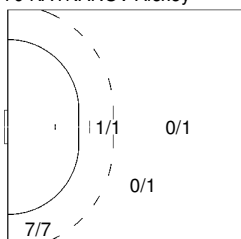
77 IVANOV Vitaly



2/2	0/1	0/1
1/1		
3/4		

3-Post 4-Blocked
2/3 Breakthroughs

79 KAYNAROV Alexey



1/1	1/1	1/2
		0/1
4/5	2/2	2/3

1-Missed 1-Post
3/6 Fast Breaks 0/1 Breakthroughs



9th MEN'S EUROPEAN HANDBALL CHAMPIONSHIP

EURO 2010



Cumulative Statistics

POL - Poland
After 8 Matches

Coach: WENTA Bogdan

Time outs: 13 Avg. Time outs: 1.6

No	Name	M	Total			All Goals / Shots							Punishments					Offence			Defence			TP	
			P	Goals	Shots	%	7mP	7m%	6mC	Wing	BT	FB	9m	YC	RC	2M	2+2	EX	AS	R7	TO/TF	ST	BS		P7
1	SZMAL Sławomir	8																		1					7:16:38
2	JASZKA Bartłomiej	8	20	44	45			6/10		5/8	1/1	8/25	3		2			7	7	6 / 7	2		4	4:20:00	
3	LJJEWSKI Krzysztof	8	22	47	47			1/1	3/4	5/5	1/1	12/36	1		4			9	1	7 / 5	5	5	5	4:56:38	
4	KUCHCZYNSKI Patryk	8	7	12	58				3/5		4/7		1							/ 1			1	3:16:11	
5	JACHLEWSKI Mateusz	8	14	23	61	0/1	0	2/3	9/16		3/3							1	1 / 1	1		1	3:51:41		
8	BIELECKI Karol	8	27	61	44	0/1	0			3/4		24/56	3		7			9		10 / 3	1	8	3:51:55		
9	SIÓDIAK Artur	7	2	3	67			1/1			1/1	0/1	4		5						1	4	2	2:17:36	
10	ZÓLTAK Daniel	8	4	4	100			4/4					1		3			1		1 / 1	1	10	1	1:59:31	
13	JURECKI Bartosz	8	27	44	61			22/36	2/4	2/2		1/2	2		3			6	10	1 / 9	1		2	3:49:17	
14	JURASIK Mariusz	8	18	36	50	0/1	0	1/1	12/17		2/6	3/11	1		2			3	1	4 / 4	3	1	3	4:51:41	
15	JURECKI Michał	8	28	45	62			1/1		4/6	3/4	20/34	3		3			11		8 / 10		5	2	4:02:06	
16	WYSZOMIRSKI Piotr	8																						43:22	
19	TLUCZYNSKI Tomasz	8	25	32	78	15/20	75		6/7		4/5		2		2					1 / 3			3	3:55:13	
20	JURKIEWICZ Mariusz	8	3	7	43			0/1	1/1		2/4	0/1	1					2		1 / 1	3	2	5	2:17:40	
22	LJJEWSKI Marcin	8	8	22	36					3/3		5/19			4			5		7 / 2	1	1	2	2:02:00	
32	ROSINSKI Tomasz	8	17	33	52			2/4	0/1	4/5	0/1	11/22						6	3	6 / 5			2	2:28:31	
Team													3								1				
Totals			222	413	54	15/23	65	40/62	36/55	26/33	21/33	84/207	25	0	35	0	0	59	23	54 / 53	19	36	33	8:00:00	

No	Name	M	Total			All Saves / Shots									
			P	Saves	Shots	%	7mP	7m%	6mC	Wing	BT	FB	9m	9m%	NS
1	SZMAL Sławomir	8	123	316	39	2/25	8	10/37	18/46	4/21	13/41	76/146	52	32/104	31
16	WYSZOMIRSKI Piotr	8	6	34	18	1/6	17	1/8	1/5	0/3	0/3	3/9	33	2/16	13
Totals			129	350	37	3/31	10	11/45	19/51	4/24	13/44	79/155	51	34/120	28

Attacks

Team	All		Player Majority		Player Minority		Position Attacks		FB		Ind. FB		Team FB		TO	TO %
	G/Att.	%	G/Att.	%	G/Att.	%	G/Att.	%	G/Att.	%	G/Att.	%	G/Att.	%		
POL	222/463	48	32/63	51	13/46	28	201/425	47	21/38	55	9/10	90	12/28	43	107	23

Legend:

G/S	Goals/Shots	%	Efficiency	6m	6-metre Shots	7m	7-metre Shots	9m	9-metre Shots
S/S	Saves/Shots	Wing	Wing Shots	FB	Fast Breaks	BT	Breakthroughs	EX	Exclusions
AS	Assists	TF	Technical Faults	ST	Steals	BS	Blocked Shots	TP	Time Played
YC	Yellow Cards	RC	Red Cards	n/a	not applicable	NS	Near Shots	MP	Matches Played
2Min	2 Minute Suspensions	DSQ	Disqualified						



Cumulative Statistics

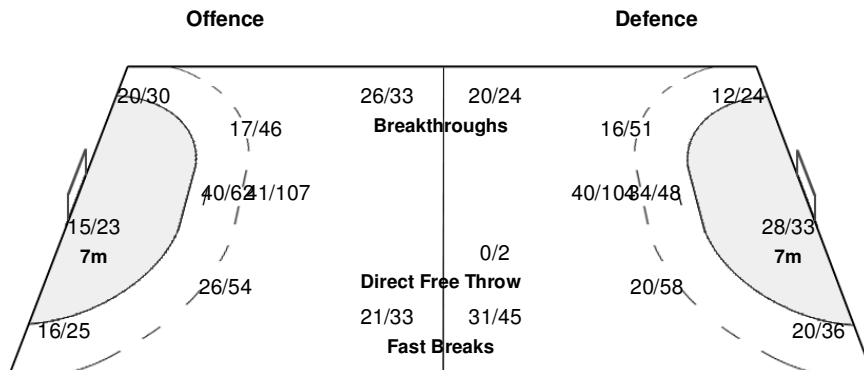
POL - Poland
After 8 Matches

OverView of Shot Distribution

Players Goals / Shots

Team		
Goals / Shots		
21/32	8/15	31/34
17/28	0/7	16/30
53/79	12/21	64/89

20-Missed 17-Post 40-Blocked



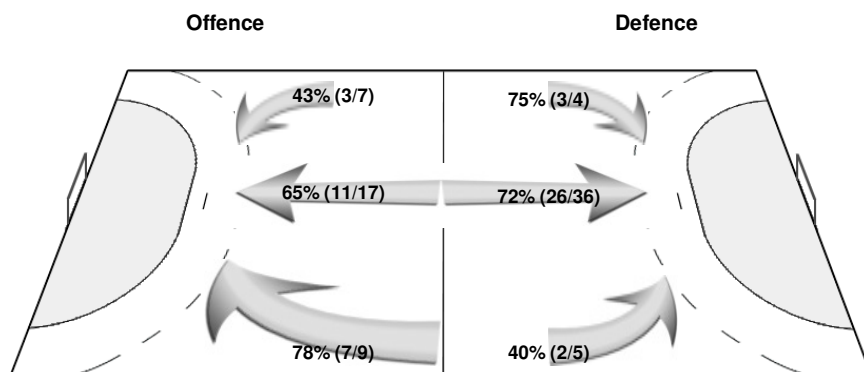
Goalkeepers
Saves / Shots

11/39	4/12	7/37
13/19	9/11	9/30
40/98	10/28	25/75

1 SZMAL S

11/35	4/9	6/32
12/18	9/11	9/27
38/87	9/26	24/70

Shot Distribution Fast Breaks



16 WYSZOMIRSKI P

0/4	0/3	1/5
1/1		0/3
2/11	1/2	1/5

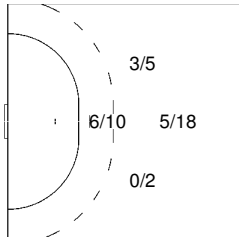


Cumulative Statistics

POL - Poland
After 8 Matches

Players Shot Distribution
Goals / Shots

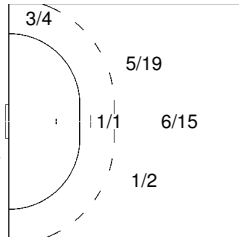
2 JASZKA Bartlomiej



	3/4	2/2
1/2		3/5
5/9		6/8

5-Missed 3-Post 6-Blocked
1/1 Fast Breaks 5/8 Breakthroughs

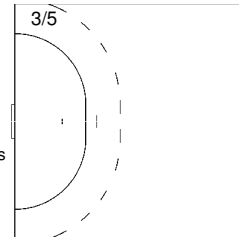
3 LIJEWSKI Krzysztof



4/7	1/1	2/4
1/1		4/6
7/11		3/6

2-Missed 2-Post 7-Blocked
1/1 Fast Breaks 5/5 Breakthroughs

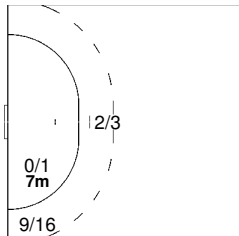
4 KUCHCZYNSKI Patryk



1/1		
	0/2	0/1
3/5	2/2	1/1

4/7 Fast Breaks

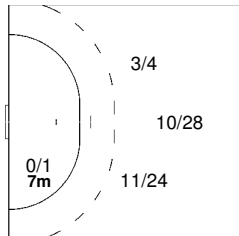
5 JACHLEWSKI Mateusz



1/1		2/2
1/2		0/1
3/4	1/2	6/7

1-Missed 3-Post
3/3 Fast Breaks

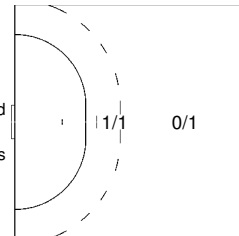
8 BIELECKI Karol



3/4		7/7
5/7		1/2
1/6	3/3	7/10

3-Missed 5-Post 14-Blocked
3/4 Breakthroughs

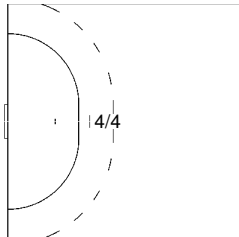
9 SIÓDIAK Artur



	0/1	
		2/2

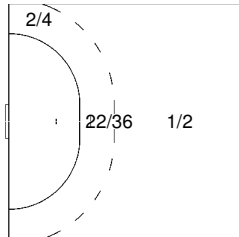
1/1 Fast Breaks

10 ZÓLTAK Daniel



1/1		1/1
1/1		1/1

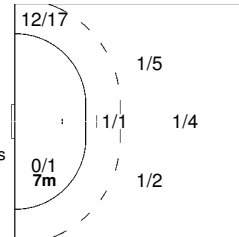
13 JURECKI Bartosz



3/5	1/4	2/2
3/5		3/4
6/7	3/5	6/10

1-Missed 1-Blocked
2/2 Breakthroughs

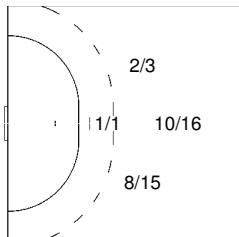
14 JURASIK Mariusz



3/7	0/1	1/1
5/6	0/1	1/4
3/5	1/4	4/5

1-Post 1-Blocked
2/6 Fast Breaks

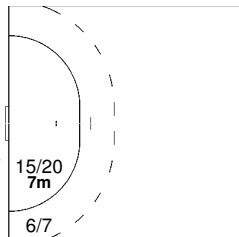
15 JURECKI Michal



2/2	2/3	10/10
0/1		2/4
4/5	1/1	7/10

4-Missed 1-Post 4-Blocked
3/4 Fast Breaks 4/6 Breakthroughs

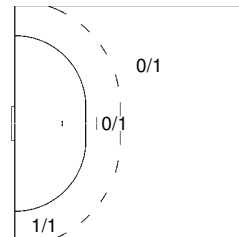
19 TLUCZYNSKI Tomasz



1/1	1/2	4/5
1/2	0/1	1/2
6/7	1/1	10/11

4/5 Fast Breaks

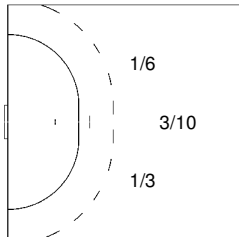
20 JURKIEWICZ Mariusz



3/3	0/2	0/2

2/4 Fast Breaks

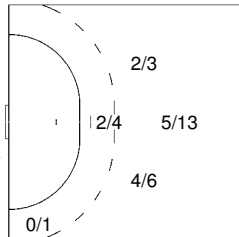
22 LIJEWSKI Marcin



1/2		
0/1	0/1	
3/4		4/6

1-Missed 2-Post 4-Blocked
3/3 Breakthroughs

32 ROSINSKI Tomasz



1/1		
0/1	0/1	1/1
8/12	0/1	7/10

3-Missed 3-Blocked
0/1 Fast Breaks 4/5 Breakthroughs



9th MEN'S EUROPEAN HANDBALL CHAMPIONSHIP

EURO 2010



Cumulative Statistics

NOR - Norway
After 6 Matches

Coach: HEDIN Robert

Time outs: 10 Avg. Time outs: 1.7

No	Name	M P	Total			All Goals / Shots						Punishments					Offence			Defence			TP	
			Goals	Shots	%	7mP	7m%	6mC	Wing	BT	FB	9m	YC	RC	2M	2+2	EX	AS	R7	TO/TF	ST	BS		P7
1	EGE Steinar	6														1		1	1				5:59:24	
3	VATNE Stian	3										1		4							7	1	1:15:37	
5	LØKE Frank	6	17	22	77			14/19	2/2		1/1					9	14	1 / 7				1:44:13		
6	STRAND Kjetil	6	19	39	49					1/1	1/2	17/36		3		5	2	5 / 4	4		2	2:37:21		
7	BJØRNSSEN Lars Erik	6	19	28	68			13/19		6/9		1				4	1	1	3		2	5:47:58		
8	MYRHOL Bjarte	6	18	23	78			15/20		3/3		5	6			10	11	3 / 6	4	5	4	3:44:52		
9	LUND Børge	6	9	25	36					3/4		6/21	3	5		16	1	10 / 8	2	4	4	5:31:21		
10	TVEDTEN Håvard	6	39	58	67	20/26	77	3/3	13/24		3/5		2			6	3	2 / 5			1	5:18:24		
11	MAMELUND Erlend	6	18	40	45	5/7	71	1/1		1/1	1/1	10/30	3	4		17		5 / 2	2	5	3	4:02:38		
12	EREVIK Ole	6																				0:36		
13	RAMBO Christoffer	6																						
15	KJELLING Kristian	6	30	71	42	0/1	0			6/7	2/2	22/61	3	3		22	2	6 / 2	3	3	5	4:39:16		
18	SAMDAHL Vegard	6	0	3	0						0/3			1				1				36:59		
19	SKOGLUND Thomas	6	0	1	0			0/1														41:21		
20	KOREN Einar Sand	3																						
22	SPANNE Christian	6																						
24	DAHL Magnus	6																						
Team																						1		
Totals			169	310	55	25/34	74	33/43	28/46	11/13	16/22	56/152	18	0	26	0	0	90	34	35 / 35	19	24	22	5:30:00

No	Name	M P	Total			All Saves / Shots									
			Saves	Shots	%	7mP	7m%	6mC	Wing	BT	FB	9m	9m%	NS	NS%
1	EGE Steinar	6	77	239	32	6/19	32	11/28	8/34	3/19	7/37	42/102	41	22/81	27
12	EREVIK Ole	6	0	2	0	0/2	0								
24	DAHL Magnus	6													
Totals			77	241	32	6/21	29	11/28	8/34	3/19	7/37	42/102	41	22/81	27

Attacks

Team	All		Player Majority		Player Minority		Position Attacks		FB		Ind. FB		Team FB		TO	TO %
	G/Att.	%	G/Att.	%	G/Att.	%	G/Att.	%	G/Att.	%	G/Att.	%	G/Att.	%		
NOR	169/347	49	36/58	62	15/30	50	153/325	47	16/22	73	7/9	78	9/13	69	70	20

Legend:

G/S Goals/Shots	% Efficiency	6m 6-metre Shots	7m 7-metre Shots	9m 9-metre Shots
S/S Saves/Shots	Wing Wing Shots	FB Fast Breaks	BT Breakthroughs	EX Exclusions
AS Assists	TF Technical Faults	ST Steals	BS Blocked Shots	TP Time Played
YC Yellow Cards	RC Red Cards	n/a not applicable	NS Near Shots	MP Matches Played
2Min 2 Minute Suspensions	DSQ Disqualified			



Cumulative Statistics

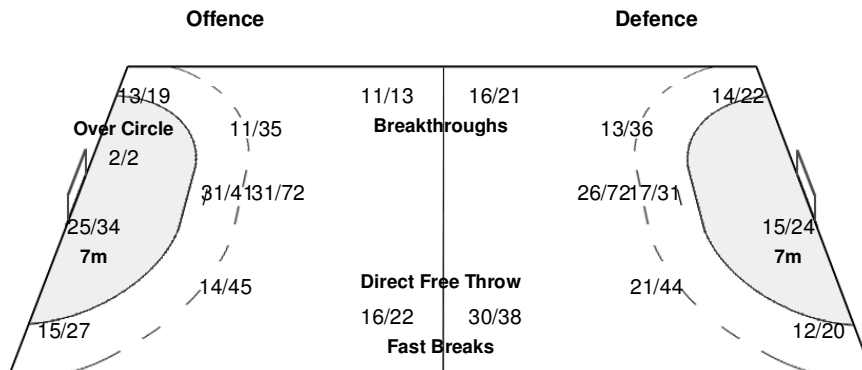
NOR - Norway
After 6 Matches

OverView of Shot Distribution

Players Goals / Shots

Team		
Goals / Shots		
16/25	7/12	13/19
13/38	0/5	11/18
57/75	12/16	40/50

21-Missed 11-Post 19-Blocked



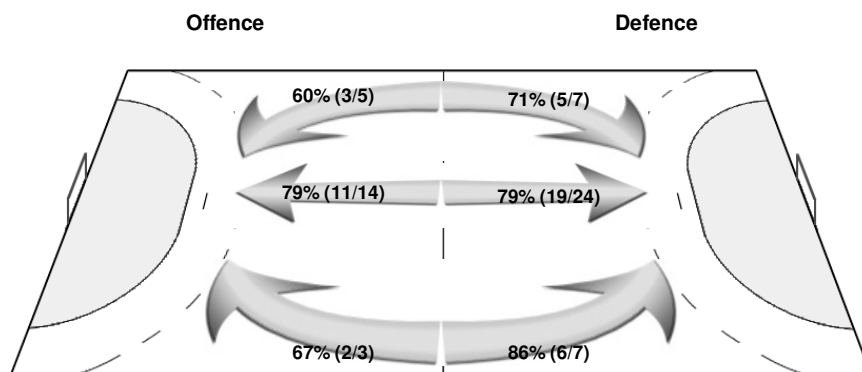
Goalkeepers
Saves / Shots

9/21	6/13	8/20
13/31	5/7	7/23
11/53	3/10	15/63

1 EGE S

9/21	6/12	8/20
13/31	5/7	7/23
11/53	3/10	15/62

Shot Distribution Fast Breaks



12 EREVIK O

	0/1	
		0/1

24 DAHL M



9th MEN'S EUROPEAN HANDBALL CHAMPIONSHIP

EURO 2010



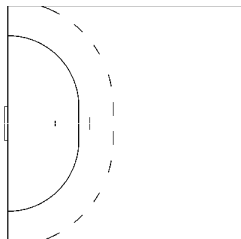
Cumulative Statistics

NOR - Norway After 6 Matches

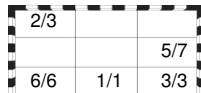
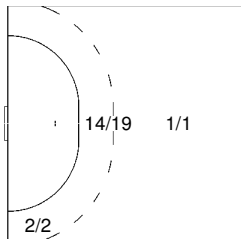
Players Shot Distribution

Goals / Shots

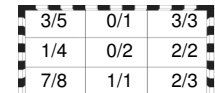
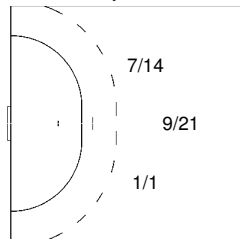
3 VATNE Stian



5 LØKE Frank

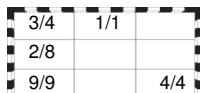
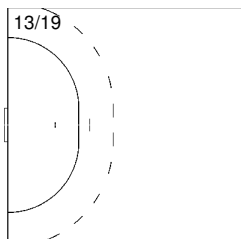


6 STRAND Kjetil

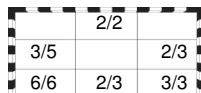
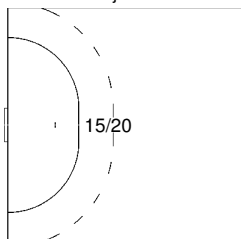


1-Missed1-Post
5-Missed1-Post 4-Blocked
1/2 Fast Breaks 1/1 Breakthroughs

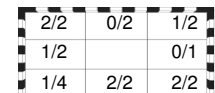
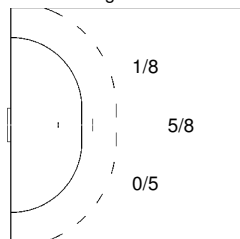
7 BJØRNSEN Lars Erik



8 MYRHOL Bjarte

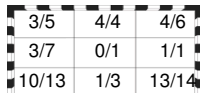
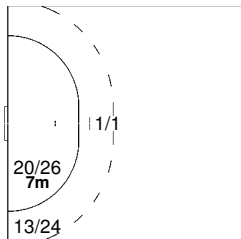


9 LUND Børge

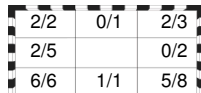
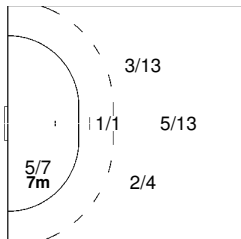


5-Missed 3-Blocked
3/4 Breakthroughs

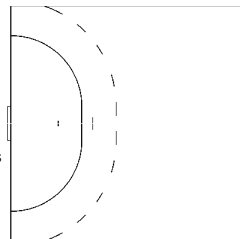
10 TVEDTEN Håvard



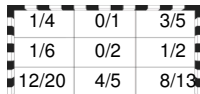
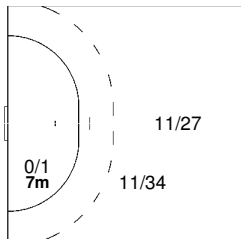
11 MAMELUND Erlend



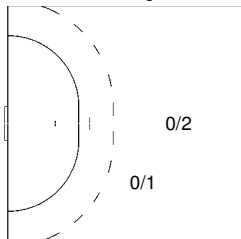
13 RAMBO Christoffer



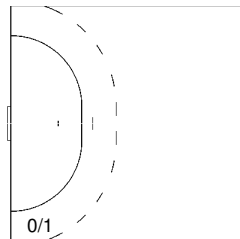
15 KJELLING Kristian



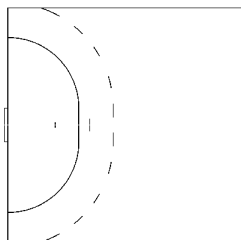
18 SAMDAHL Vegard



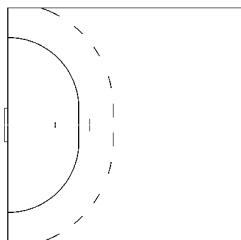
19 SKOGLUND Thomas



20 KOREN Einar Sand



22 SPANNE Christian





9th MEN'S EUROPEAN HANDBALL CHAMPIONSHIP

EURO 2010



Cumulative Statistics

ISL - Iceland
After 8 Matches

Coach: GUDMUNDSSON Gudmundur

Time outs: 14 Avg. Time outs: 1.8

No	Name	M	Total			All Goals / Shots							Punishments					Offence			Defence			TP	
			P	Goals	Shots	%	7mP	7m%	6mC	Wing	BT	FB	9m	YC	RC	2M	2+2	EX	AS	R7	TO/TF	ST	BS		P7
1	GÚSTAVSSON Björgvin	8															4			1					6:23:02
2	SVAVARSSON Vignir	8	6	6	100			2/2			4/4			4			3	1	1 / 2	2	1	2		1:34:59	
3	GEIRSSON Logi	8																	1 / 1					3:38	
4	PÁLMARSSON Aron	8	19	39	49				4/4		15/35	1					7	1	6 / 3					2:19:57	
5	INGIMUNDARSON Ingimundur	8	5	6	83					3/4	2/2	5		9			2	1	/ 1	1		5		2:53:18	
6	HALLGRIMSSON Asgeir Örn	8	4	7	57				2/3	1/1	1/2	0/1	3	4			2		/ 1	1		2		2:40:58	
7	ATLASON Arnór	8	39	66	59			1/1	1/1	4/5	1/1	32/58	3		4		27	1	3 / 7	1	1	3		6:03:50	
9	SIGURDSSON Gudjón Valur	8	39	62	63			1/3	13/26	1/2	18/22	6/9					6	3	3 / 2	5		2		7:10:22	
10	GUDJÓNSSON Snorri Steinn	8	36	56	64	19/24	79	7/8	1/2		4/4	5/18					7	5	4 / 6					3:13:47	
11	STEFÁNSSON Ólafur	8	31	71	44	2/4	50	1/1	0/4	1/2	2/2	25/58	3	2			14	2	11 / 5	2		5		6:40:39	
14	ÁSGEIRSSON Sturla	8	5	5	100				1/1		3/3	1/1					1					2		49:26	
15	PETERSSON Alexander	8	29	48	60			1/2	5/8	2/2	9/10	12/26	2		4		8	1	8 / 4	11	2	3		6:52:34	
16	GUDMUNDSSON Hreidar	8															1							1:36:58	
17	JAKOBSSON Sverre	8	1	1	100						1/1		5	1	9		1				4	11		3:29:50	
18	GUNNARSSON Róbert	8	34	44	77			32/42			1/1	1/1	2		3		5	13	5 / 11		1	3		3:57:53	
22	GUDMUNDSSON Ólafur	6	1	4	25					1/1		0/3									1			8:49	
Team													1								2				
Totals			249	415	60	21/28	75	45/59	23/45	14/17	47/54	99/212	25	1	39	0	0	88	28	42 / 45	25	9	38		8:00:00

No	Name	M	Total			All Saves / Shots									
			P	Saves	Shots	%	7mP	7m%	6mC	Wing	BT	FB	9m	9m%	NS
1	GÚSTAVSSON Björgvin	8	82	266	31	3/27	11	6/40	13/41	9/36	7/27	44/95	46	28/117	24
16	GUDMUNDSSON Hreidar	8	24	80	30	2/10	20	6/19	5/14	0/4	1/4	10/29	34	11/37	30
Totals			106	346	31	5/37	14	12/59	18/55	9/40	8/31	54/124	44	39/154	25

Attacks

Team	All		Player Majority		Player Minority		Position Attacks		FB		Ind. FB		Team FB		TO	TO %
	G/Att.	%	G/Att.	%	G/Att.	%	G/Att.	%	G/Att.	%	G/Att.	%	G/Att.	%		
ISL	249/459	54	48/77	62	20/45	44	202/404	50	47/55	85	12/13	92	35/42	83	87	19

Legend:

G/S	Goals/Shots	%	Efficiency	6m	6-metre Shots	7m	7-metre Shots	9m	9-metre Shots
S/S	Saves/Shots	Wing	Wing Shots	FB	Fast Breaks	BT	Breakthroughs	EX	Exclusions
AS	Assists	TF	Technical Faults	ST	Steals	BS	Blocked Shots	TP	Time Played
YC	Yellow Cards	RC	Red Cards	n/a	not applicable	NS	Near Shots	MP	Matches Played
2Min	2 Minute Suspensions	DSQ	Disqualified						



Cumulative Statistics

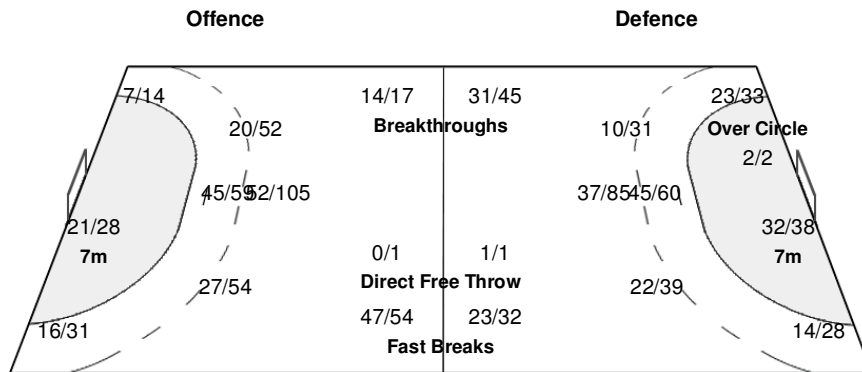
ISL - Iceland
After 8 Matches

OverView of Shot Distribution

Players Goals / Shots

Team		
Goals / Shots		
19/25	12/16	31/39
24/41	1/18	21/25
60/81	28/41	53/69

26-Missed 13-Post 20-Blocked



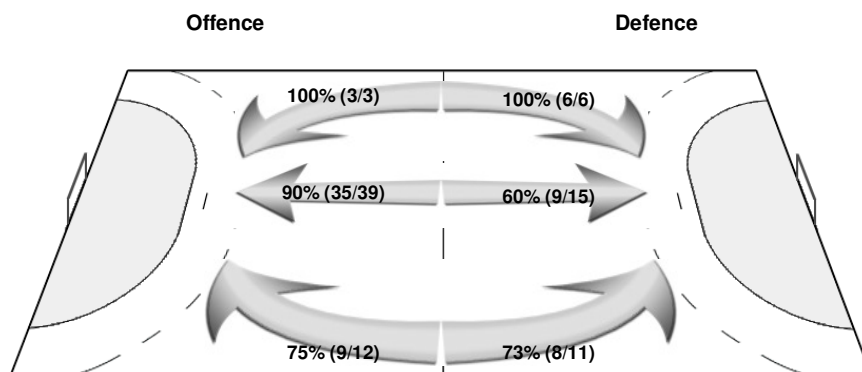
Goalkeepers
Saves / Shots

8/35	6/18	10/33
24/41	9/9	12/40
18/79	3/21	15/69

1 GÚSTAVSSON B

4/23	5/15	7/27
20/33	8/8	6/25
17/64	2/15	12/55

Shot Distribution Fast Breaks



16 GUDMUNDSSON H

4/12	1/3	3/6
4/8	1/1	6/15
1/15	1/6	3/14



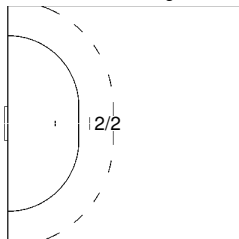
Cumulative Statistics

ISL - Iceland
After 8 Matches

Players Shot Distribution

Goals / Shots

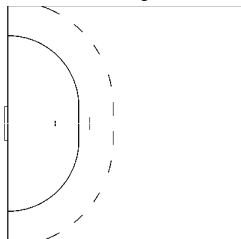
2 SVAVARSSON Vignir



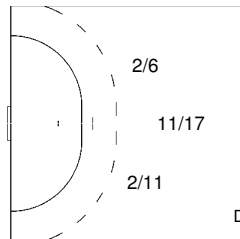
	1/1	1/1
1/1		1/1
1/1		1/1

4/4
Fast Breaks

3 GEIRSSON Logi



4 PÁLMARSSON Aron

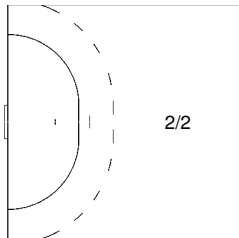


0/2	1/2	3/5
1/1		
6/9	2/3	6/7

4-Missed 2-Post 4-Blocked
4/4 Breakthroughs

0/1
Direct Free Throw

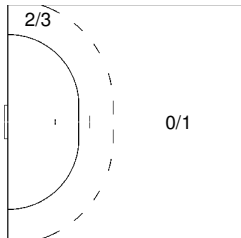
5 INGIMUNDARSON Ingimundur



		1/1
	1/1	1/1
	0/1	2/2

3/4
Fast Breaks

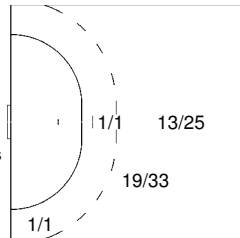
6 HALLGRIMSSON Asgeir Örn



2/2		0/2
2/2		

1-Post
1/2 Fast Breaks 1/1 Breakthroughs

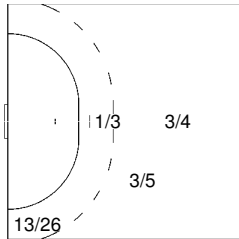
7 ATLASON Arnór



1/1	1/1	5/7
3/6	0/5	4/5
8/11	4/7	13/14

7-Missed 1-Blocked
1/1 Fast Breaks 4/5 Breakthroughs

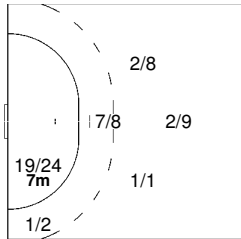
9 SIGURDSSON Gudjón Valur



3/3	1/2	4/4
2/6	0/3	4/5
7/9	6/9	12/15

2-Missed 4-Post
18/22 Fast Breaks 1/2 Breakthroughs

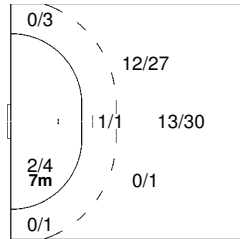
10 GUDJÓNSSON Snorri Steinn



4/5	3/3	7/7
	0/4	5/5
11/13	2/4	4/6

3-Missed 3-Post 3-Blocked
4/4 Fast Breaks

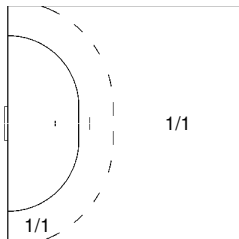
11 STEFÁNSSON Ólafur



3/5	1/2	3/4
7/12	0/4	0/1
8/14	3/4	6/12

4-Missed 1-Post 8-Blocked
2/2 Fast Breaks 1/2 Breakthroughs

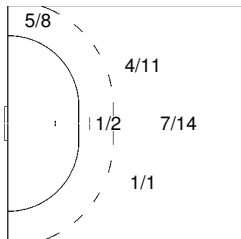
14 ÁSGEIRSSON Sturla



1/1	1/1	2/2
1/1		

3/3
Fast Breaks

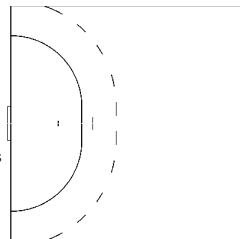
15 PETERSSON Alexander



3/3	2/2	2/3
5/8		3/3
10/13	2/3	2/5

3-Missed 1-Post 4-Blocked
9/10 Fast Breaks 2/2 Breakthroughs

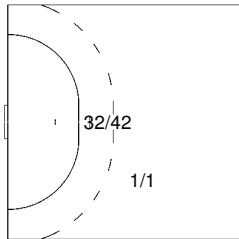
17 JAKOBSSON Sverre



	1/1	

1/1
Fast Breaks

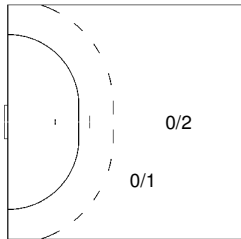
18 GUNNARSSON Róbert



2/3	1/1	3/3
3/5	0/1	3/4
8/10	8/9	6/6

1-Missed 1-Post
1/1 Fast Breaks

22 GUDMUNDSSON Ólafur



	0/1	
		1/1

2-Missed
1/1 Breakthroughs



9th MEN'S EUROPEAN HANDBALL CHAMPIONSHIP

EURO 2010



Cumulative Statistics

HUN - Hungary
After 3 Matches

Coach: CSOKNYAI István

Time outs: 6 Avg. Time outs: 2.0

No	Name	M	Total			All Goals / Shots						Punishments					Offence			Defence			TP				
			P	Goals	Shots	%	7mP	7m%	6mC	Wing	BT	FB	9m	YC	RC	2M	2+2	EX	AS	R7	TO/TF	ST		BS	P7		
1	PULJEZEVIC Nenad	3																								1:00:07	
3	ILYÉS Ferenc	3	9	26	35			0/1	0/1	3/4		6/20	3		2			6		6 / 2	1	1	2			1:55:31	
5	CSÁSZÁR Gábor	3	6	10	60	0/1	0	1/1		1/1		4/7						3		1 / 1			1			52:08	
7	GÁL Gyula	3	9	11	82			7/9	1/1		1/1				2					1 / 1		1	2			1:53:06	
8	IVÁNCSIK Gergő	3	8	9	89	0/1	0		6/6		2/2							2		2		1	2			1:38:44	
9	IVÁNCSIK Tamás	3	1	2	50						1/2							2		1			1			1:18:08	
12	FAZEKAS Nándor	3																		1						1:59:53	
13	KRIVOKAPIC Milorad	3	14	26	54	6/7	86		1/2	1/1		6/16						5		4 / 1						1:01:36	
15	TÖRŐ Szabolcs	3	8	11	73			2/2	3/4		3/3	0/2			1					2 / 1	1		2			1:24:26	
17	LALUSKA Balázs	3	3	8	38				1/3			2/5	1		6			5		6	1	2	3			2:01:48	
18	NAGY Kornél	3	1	1	100							1/1						1	1	1						11:07	
20	GULYÁS Péter	3	6	10	60			1/1	2/5		2/3	1/1						1		2 / 1	1					1:39:39	
22	KATZIRZ Dávid	3	9	16	56				1/1	3/3		5/12			3			5	4	3			1			1:14:25	
23	EKLEMOVIC Nikola	3	4	9	44			1/1	1/2	2/3		0/3						5	3	3 / 4						1:09:12	
25	ZUBAI Szabolcs	1	2	2	100			2/2						1												16:26	
28	SCHUCH Timuzsin	3											3	1	6			2	1	/ 1		1	1			1:23:44	
Team																											
Totals			80	141	57	6/9	67	14/17	16/25	10/12	9/11	25/67	8	1	20	0	0	37	9	33 / 13	4	6	15				3:00:00

No	Name	M	Total			All Saves / Shots									
			P	Saves	Shots	%	7mP	7m%	6mC	Wing	BT	FB	9m	9m%	NS
1	PULJEZEVIC Nenad	3	9	45	20	0/5	0	1/4	2/9	0/2	2/11	4/14	29	3/15	20
12	FAZEKAS Nándor	3	27	87	31	3/9	33	2/12	3/16	4/13	0/3	15/34	44	9/41	22
Totals			36	132	27	3/14	21	3/16	5/25	4/15	2/14	19/48	40	12/56	21

Attacks

Team	All		Player Majority		Player Minority		Position Attacks		FB		Ind. FB		Team FB		TO	TO %
	G/Att.	%	G/Att.	%	G/Att.	%	G/Att.	%	G/Att.	%	G/Att.	%	G/Att.	%		
HUN	80/169	47	11/22	50	9/27	33	71/153	46	9/16	56	2/3	67	7/13	54	46	27

Legend:

G/S	Goals/Shots	%	Efficiency	6m	6-metre Shots	7m	7-metre Shots	9m	9-metre Shots
S/S	Saves/Shots	Wing	Wing Shots	FB	Fast Breaks	BT	Breakthroughs	EX	Exclusions
AS	Assists	TF	Technical Faults	ST	Steals	BS	Blocked Shots	TP	Time Played
YC	Yellow Cards	RC	Red Cards	n/a	not applicable	NS	Near Shots	MP	Matches Played
2Min	2 Minute Suspensions	DSQ	Disqualified						



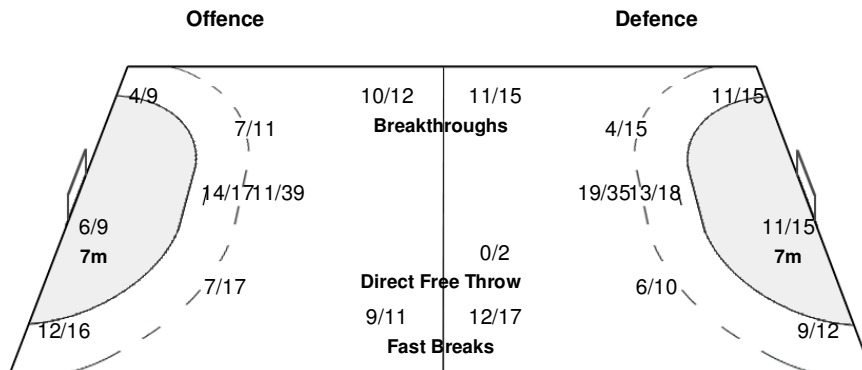
Cumulative Statistics

HUN - Hungary
After 3 Matches

OverView of Shot Distribution

Players Goals / Shots

Team		
Goals / Shots		
6/13	3/4	15/17
2/6	0/4	2/2
28/37	3/7	21/27
8-Missed	3-Post	13-Blocked



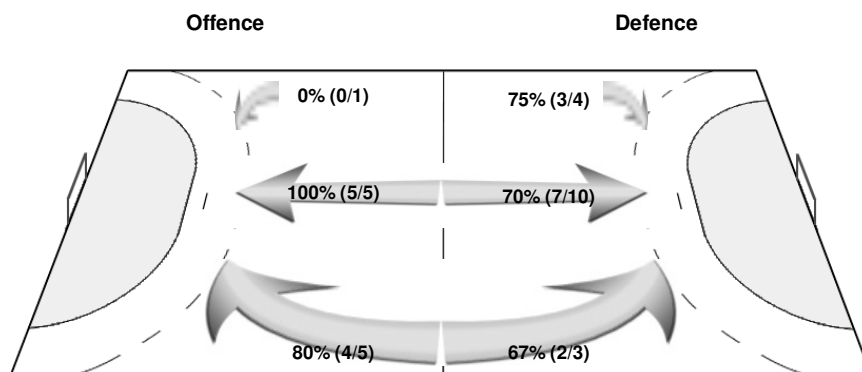
Goalkeepers
Saves / Shots

4/14	0/4	6/14
2/9	3/5	1/5
9/36	1/1	10/44

1 PULJEZEVIC N

0/2	0/1	3/7
0/5	0/1	0/3
3/10		3/16

Shot Distribution Fast Breaks



12 FAZEKAS N

4/12	0/3	3/7
2/4	3/4	1/2
6/26	1/1	7/28

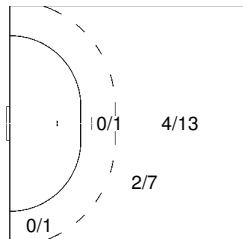


Cumulative Statistics

HUN - Hungary
After 3 Matches

Players Shot Distribution
Goals / Shots

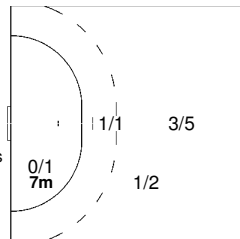
3 ILYÉS Ferenc



0/1		2/2
	0/2	
3/7	0/2	4/7

1-Missed 4-Blocked
3/4 Breakthroughs

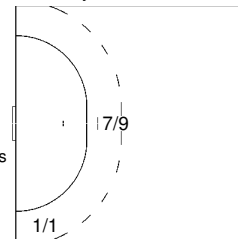
5 CSÁSZÁR Gábor



0/1		1/1
3/4		2/2

1-Missed 1-Blocked
1/1 Breakthroughs

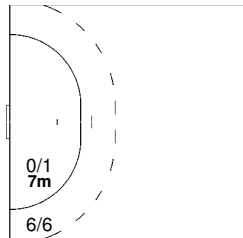
7 GÁL Gyula



1/1	1/1	1/2
3/3	1/1	2/2

1-Missed
1/1 Fast Breaks

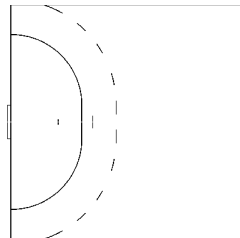
8 IVÁNCSEK Gergő



0/1		1/1
3/3		4/4

2/2 Fast Breaks

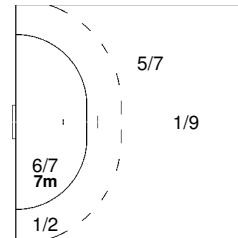
9 IVÁNCSEK Tamás



		1/2

1/2 Fast Breaks

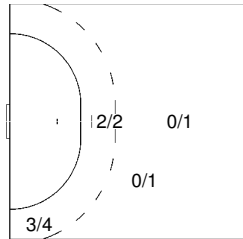
13 KRIVOKAPIC Milorad



2/4	1/2	5/5
		1/1
4/4	0/1	1/2

2-Missed 2-Post 3-Blocked
1/1 Breakthroughs

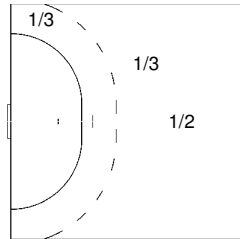
15 TÖRŐ Szabolcs



2/3	1/1	3/3
1/1		
1/2		

3/3 Fast Breaks
1-Blocked

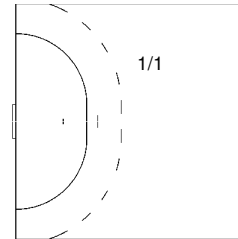
17 LALUSKA Balázs



0/1		1/1
	0/1	
1/2		1/1

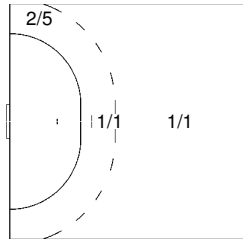
1-Post 1-Blocked

18 NAGY Kornél



		1/1

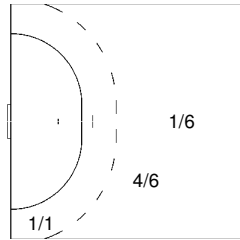
20 GULYÁS Péter



1/1		1/1
0/2	0/1	
2/2		2/2

1-Missed
2/3 Fast Breaks

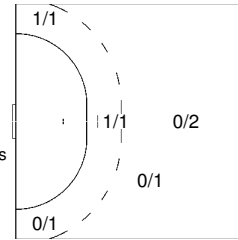
22 KATZIRZ Dávid



0/1		
1/1		1/1
6/7	0/1	1/2

3-Blocked
3/3 Breakthroughs

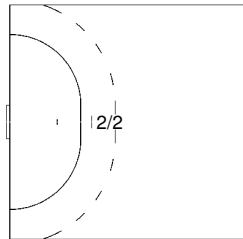
23 EKLEMOVIC Nikola



		0/1
0/1		
1/2	1/1	2/2

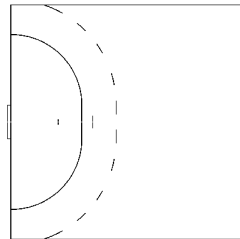
2-Missed
2/3 Breakthroughs

25 ZUBAI Szabolcs



1/1	1/1	

28 SCHUCH Timuzsin





9th MEN'S EUROPEAN HANDBALL CHAMPIONSHIP

EURO 2010



Cumulative Statistics

GER - Germany After 6 Matches

Coach: BRAND Heiner

Time outs: 11 Avg. Time outs: 1.8

No	Name	M	Total			All Goals / Shots						Punishments				Offence			Defence			TP			
			P	Goals	Shots	%	7mP	7m%	6mC	Wing	BT	FB	9m	YC	RC	2M	2+2	EX	AS	R7	TO/TF		ST	BS	P7
1	BITTER Johannes	6	0	1	0						0/1	1								3				4:40:00	
3	GENSHEIMER Uwe	6	12	17	71	4/4	100		6/10		1/2	1/1								/ 2				1:42:01	
4	ROGGISCH Oliver	6	1	2	50			1/2					3	1	9					/ 2	1	18	8	2:49:49	
6	MÜLLER Michael	6	12	29	41			1/1		5/7	1/2	5/19			2			8	1	3 / 4		3	3	2:33:34	
7	STROBEL Martin	3																		1				7:43	
9	THEUERKAUF Christoph	6	14	17	82			14/16			0/1						5	5	3 / 3					2:46:41	
11	GLANDORF Holger	5	20	45	44					4/6	1/2	15/37	2		1			10	5	7 / 3	4	3	3	3:13:18	
12	HEINEVETTER Silvio	6																		1				1:19:56	
13	CHRISTOPHERSEN Sven-Sören	6	3	10	30							3/10					1	1	1					45:25	
15	JANSEN Torsten	6	27	38	71	14/17	82	2/2	6/10		5/9		3		1		1	2	1 / 1		5	5	5	4:19:03	
17	SPÄTH Manuel	6	1	2	50			1/1			0/1				1		1	2	1 / 1			1	1	1:15:38	
18	KRAUS Michael	6	15	41	37	0/1	0	0/2		3/5	2/2	10/31	2				5	2	6 / 4		1			3:00:53	
19	SCHÖNE Christian	5	2	3	67				2/3				1										1	1:07:29	
20	SPRENGER Christian	6	9	16	56				6/11		3/5		1							1	1		2	4:23:55	
21	KAUFMANN Lars	6	29	66	44					3/4	1/1	25/61			1		3	3	8 / 1		1		3	3:33:28	
22	SCHRÖDER Stefan	1																						28:36	
24	HAAß Michael	6	12	25	48			1/1			2/2	9/22	2		5		2	1	4 / 1		2	1	6	3:52:31	
Team													1												
Totals			157	312	50	18/22	82	20/25	20/34	15/22	16/27	68/182	16	1	20	0	0	36	22	40 / 23	15	26	32	6:00:00	

No	Name	M	Total			All Saves / Shots									
			P	Saves	Shots	%	7mP	7m%	6mC	Wing	BT	FB	9m	9m%	NS
1	BITTER Johannes	6	67	195	34	4/19	21	6/24	9/18	5/16	3/23	40/95	42	20/58	34
12	HEINEVETTER Silvio	6	19	56	34	3/11	27	0/6	4/9	0/4	2/6	10/20	50	4/19	21
Totals			86	251	34	7/30	23	6/30	13/27	5/20	5/29	50/115	43	24/77	31

Attacks

Team	All		Player Majority		Player Minority		Position Attacks		FB		Ind. FB		Team FB		TO	TO %
	G/Att.	%	G/Att.	%	G/Att.	%	G/Att.	%	G/Att.	%	G/Att.	%	G/Att.	%		
GER	157/339	46	26/44	59	12/29	41	141/309	46	16/30	53	6/9	67	10/21	48	63	19

Legend:

G/S Goals/Shots	% Efficiency	6m 6-metre Shots	7m 7-metre Shots	9m 9-metre Shots
S/S Saves/Shots	Wing Wing Shots	FB Fast Breaks	BT Breakthroughs	EX Exclusions
AS Assists	TF Technical Faults	ST Steals	BS Blocked Shots	TP Time Played
YC Yellow Cards	RC Red Cards	n/a not applicable	NS Near Shots	MP Matches Played
2Min 2 Minute Suspensions	DSQ Disqualified			



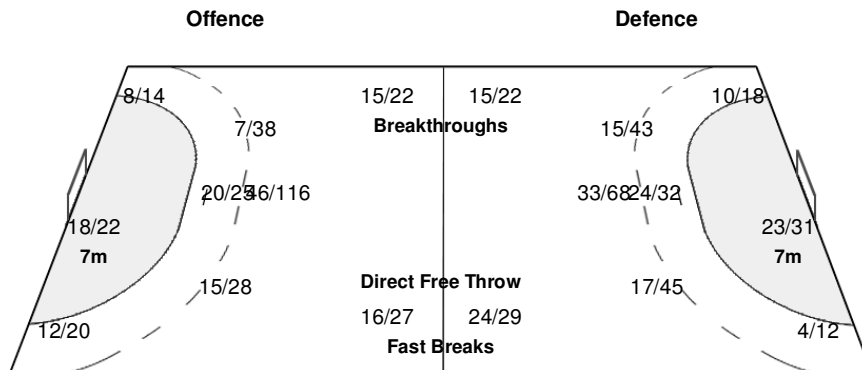
Cumulative Statistics

GER - Germany
After 6 Matches

OverView of Shot Distribution

Players Goals / Shots

Team		
Goals / Shots		
21/29	3/8	16/23
12/23	1/9	15/19
42/52	11/20	36/51
26-Missed 17-Post 34-Blocked		



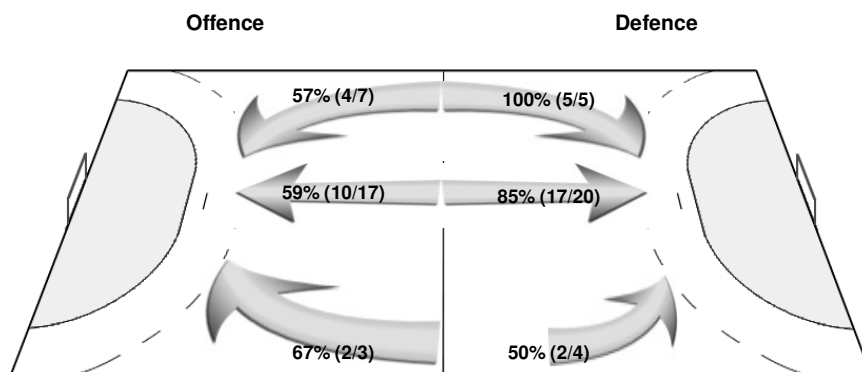
Goalkeepers
Saves / Shots

11/26	4/13	8/35
6/16	6/6	7/13
20/57	5/16	18/68

1 BITTER J

7/19	3/12	6/27
4/13	5/5	6/12
15/40	5/15	15/51

Shot Distribution Fast Breaks



12 HEINEVETTER S

4/7	1/1	2/8
2/3	1/1	1/1
5/17	0/1	3/17



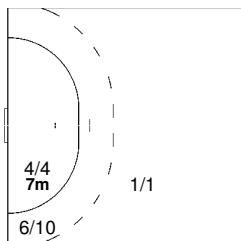
Cumulative Statistics

GER - Germany
After 6 Matches

Players Shot Distribution

Goals / Shots

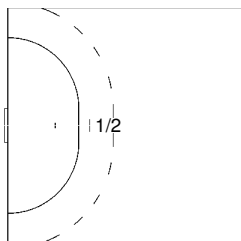
3 GENSHEIMER Uwe



1/1		2/2
3/5		
2/2	1/1	3/3

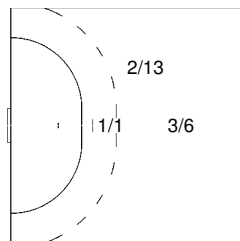
2-Missed1-Post
1/2
Fast Breaks

4 ROGGISCH Oliver



0/1		
1/1		

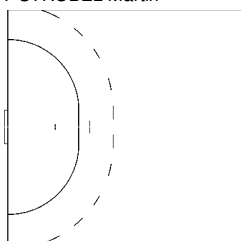
6 MÜLLER Michael



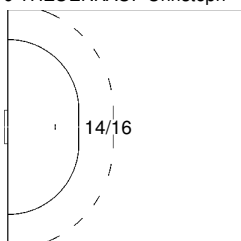
1/2	0/1	1/1
2/4	0/3	1/3
4/5		3/4

3-Missed 3-Blocked
1/2 5/7
Fast Breaks Breakthroughs

7 STROBEL Martin



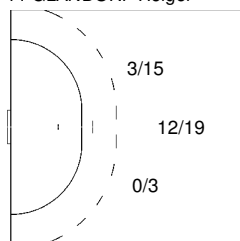
9 THEUERKAUF Christoph



	1/1	1/1
5/5	3/4	4/4

1-Post
0/1
Fast Breaks

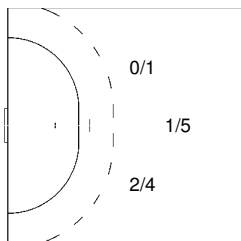
11 GLANDORF Holger



6/9		3/8
	1/1	2/2
2/4	1/1	5/6

4-Missed3-Post 7-Blocked
1/2 4/6
Fast Breaks Breakthroughs

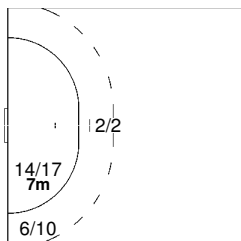
13 CHRISTOPHERSEN Sven-Sören



		0/1
2/2		1/2

2-Missed2-Post 1-Blocked

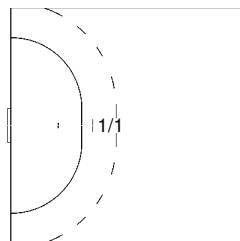
15 JANSEN Torsten



3/5	2/3	2/2
2/2		3/3
8/9	3/6	4/6

1-Missed1-Post
5/9
Fast Breaks

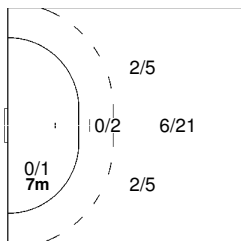
17 SPÄTH Manuel



1/1		0/1

0/1
Fast Breaks

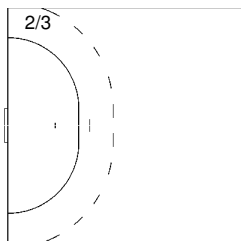
18 KRAUS Michael



2/3	0/2	1/2
2/4	0/1	1/3
4/6		5/9

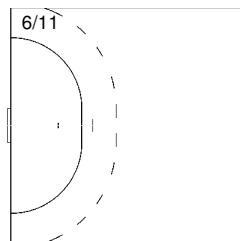
4-Missed2-Post 5-Blocked
2/2 3/5
Fast Breaks Breakthroughs

19 SCHÖNE Christian



		1/1
	0/1	1/1

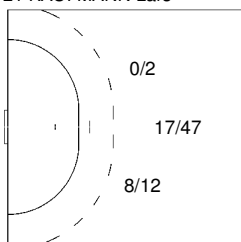
20 SPRENGER Christian



1/2	0/1	
2/4		1/1
4/4		1/2

2-Missed
3/5
Fast Breaks

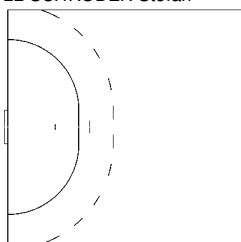
21 KAUFMANN Lars



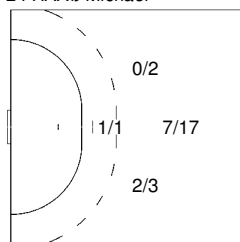
5/5		3/3
1/3	0/4	3/3
8/11	2/4	7/9

6-Missed5-Post 13-Blocked
1/1 3/4
Fast Breaks Breakthroughs

22 SCHRÖDER Stefan



24 HAAß Michael



2/2		3/3
		3/3
1/2	1/3	2/4

1-Missed2-Post 5-Blocked
2/2
Fast Breaks



9th MEN'S EUROPEAN HANDBALL CHAMPIONSHIP

EURO 2010



Cumulative Statistics

FRA - France After 8 Matches

Coach: ONESTA Claude

Time outs: 12 Avg. Time outs: 1.5

No	Name	M	Total			All Goals / Shots						Punishments					Offence			Defence			TP	
			P	Goals	Shots	%	7mP	7m%	6mC	Wing	BT	FB	9m	YC	RC	2M	2+2	EX	AS	R7	TO/TF	ST		BS
2	FERNANDEZ Jerome	8	19	42	45	0/1	0	0/1	1/1	2/4	5/7	11/28	1		1			13	4	7 / 8	6	1	4	5:56:34
3	DINART Didier	8	0	1	0			0/1					3		1					/ 1	3	10	1	3:54:17
4	BARACHET Xavier	2																						1:37
5	GILLE Guillaume	8	6	14	43			3/3		2/3		1/8	2		2		1		1 / 4		3	3	2:29:15	
6	GILLE Bertrand	5	9	13	69			9/12			0/1						4	5	3 / 3	2			1:45:31	
8	NARCISSE Daniel	8	30	60	50			2/2	1/1	6/11	3/4	18/42	3		2		20	3	9 / 7	7	2	1	4:30:47	
9	JOLI Guillaume	8	22	29	76	20/26	77		2/3										/ 1				1:13:47	
12	KARABOUE Daouda	8																						19:05
13	KARABATIC Nikola	8	40	73	55			4/7	1/1	17/21	1/1	17/43	7		6		25	5	9 / 11	5	4	4	6:44:08	
15	JUNILLON Franck	8	3	4	75				1/1	1/2		1/1							/ 1					9:38
16	OMEYER Thierry	8															1				2			7:40:55
19	ABALO Luc	8	30	46	65			1/1	14/22	2/2	10/14	3/7	1				10	8	4 / 7	7	1	4	7:01:50	
20	SORHAINDO Cedric	8	21	27	78			19/25			2/2		6		3		3	3	3 / 6	2	4	7	4:37:30	
21	GUIGOU Michael	8	30	50	60	3/8	38	4/5	10/18	2/2	11/17		1		1		5	1	2 / 2	4			5:37:52	
23	BOSQUET Sebastien	8	12	28	43				0/1	1/3	1/1	10/23					8	5	3 / 2	1			1:37:49	
24	OSTERTAG Sebastien	8	3	10	30				1/6		2/4				1		1		/ 2				2:17:35	
25	DETREZ Gregoire	3																						1:50
Team													3								2			
Totals			225	397	57	23/35	66	42/57	31/54	33/48	35/51	61/152	27	0	17	0	0	91	34	41 / 57	39	25	24	8:00:00

No	Name	M	Total			All Saves / Shots									
			P	Saves	Shots	%	7mP	7m%	6mC	Wing	BT	FB	9m	9m%	NS
12	KARABOUE Daouda	8	3	11	27	0/2	0		1/2	0/2	1/1	1/4	25	1/4	25
16	OMEYER Thierry	8	113	301	38	4/20	20	8/39	19/42	14/46	15/44	53/110	48	41/127	32
Totals			116	312	37	4/22	18	8/39	20/44	14/48	16/45	54/114	47	42/131	32

Attacks

Team	All		Player Majority		Player Minority		Position Attacks		FB		Ind. FB		Team FB		TO	TO %
	G/Att.	%	G/Att.	%	G/Att.	%	G/Att.	%	G/Att.	%	G/Att.	%	G/Att.	%		
FRA	225/451	50	41/63	65	11/24	46	190/400	48	35/51	69	9/9	100	26/42	62	98	22

Legend:									
G/S	Goals/Shots	%	Efficiency	6m	6-metre Shots	7m	7-metre Shots	9m	9-metre Shots
S/S	Saves/Shots	Wing	Wing Shots	FB	Fast Breaks	BT	Breakthroughs	EX	Exclusions
AS	Assists	TF	Technical Faults	ST	Steals	BS	Blocked Shots	TP	Time Played
YC	Yellow Cards	RC	Red Cards	n/a	not applicable	NS	Near Shots	MP	Matches Played
2Min	2 Minute Suspensions	DSQ	Disqualified						




Cumulative Statistics

FRA - France
After 8 Matches

OverView of Shot Distribution

Players Goals / Shots

Team		
Goals / Shots		
26/32	14/19	30/43
10/21	1/8	9/19
63/102	12/19	60/76
15-Missed	22-Post	20-Blocked



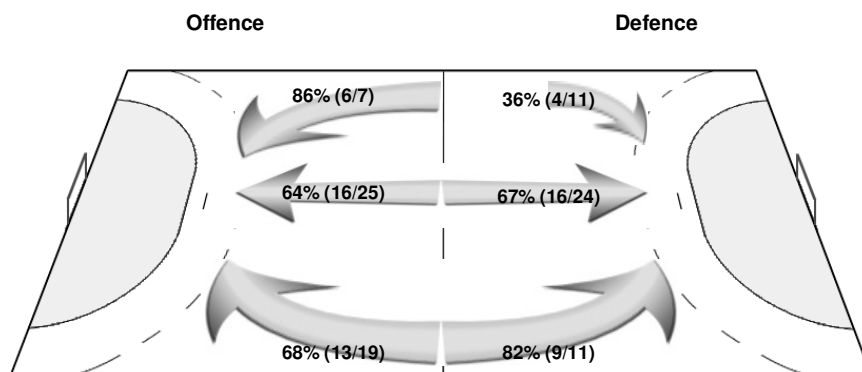
Goalkeepers
Saves / Shots

20/42	3/4	17/46
11/18	6/6	9/19
27/85	6/18	16/73

12 KARABOUE D

0/1		0/1
0/1	1/1	
1/3	0/1	1/3

Shot Distribution Fast Breaks



16 OMEYER T

20/41	3/4	17/45
11/17	5/5	9/19
26/82	6/17	15/70



9th MEN'S EUROPEAN HANDBALL CHAMPIONSHIP

EURO 2010

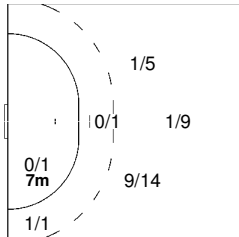


Cumulative Statistics

FRA - France After 8 Matches

Players Shot Distribution Goals / Shots

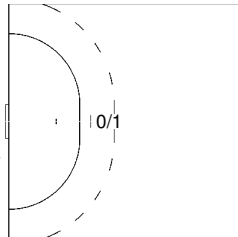
2 FERNANDEZ Jerome



3/3	2/2	1/3
1/1		0/2
7/15	1/3	4/9

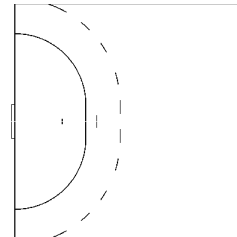
2-Missed 2-Blocked
5/7 Fast Breaks 2/4 Breakthroughs

3 DINART Didier

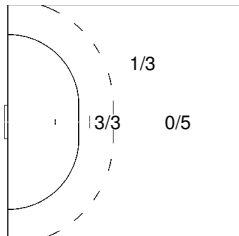


0/1		

4 BARACHET Xavier



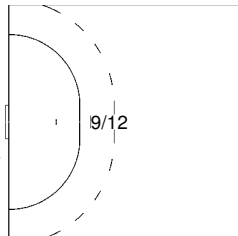
5 GILLE Guillaume



	0/1	1/2
1/1		0/1
1/2		3/5

1-Missed 1-Blocked
2/3 Breakthroughs

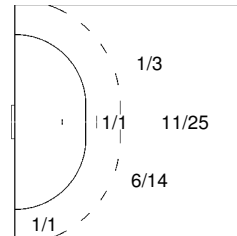
6 GILLE Bertrand



		0/1
1/2	0/1	
3/3		5/6

0/1 Fast Breaks

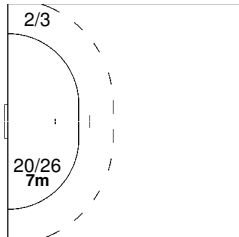
8 NARCISSE Daniel



4/5	2/3	9/12
2/3	1/3	3/5
2/6	1/1	6/9

2-Missed 2-Post 9-Blocked
3/4 Fast Breaks 6/11 Breakthroughs
1/1 Over Circle

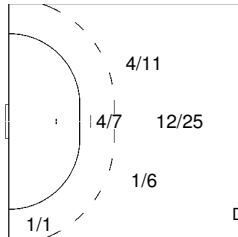
9 JOLI Guillaume



1/1	1/1	1/2
0/2	0/1	
8/10	1/1	10/10

1-Post

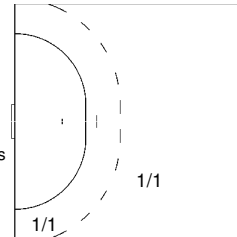
13 KARABATIC Nikola



2/2	4/5	5/5
	0/1	1/3
12/23	3/5	13/16

3-Missed 4-Post 6-Blocked
1/1 Fast Breaks 17/21 Breakthroughs

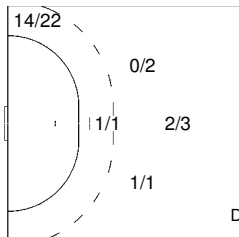
15 JUNILLON Franck



	1/1	
1/2		
1/1		

1/2 Breakthroughs

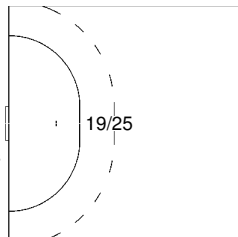
19 ABALO Luc



9/11	0/1	6/9
4/4		0/1
8/11	1/2	2/3

3-Missed 1-Post
10/14 Fast Breaks 2/2 Breakthroughs
0/1 Direct Free Throw

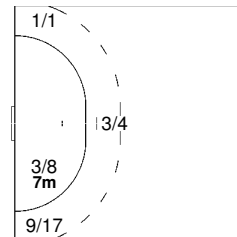
20 SORHAINDO Cedric



3/3	3/3	1/1
0/2		
8/8	2/3	4/4

2-Missed 1-Post
2/2 Fast Breaks

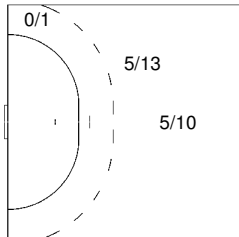
21 GUIGOU Michael



2/3	1/2	4/5
0/3		1/2
12/16	2/2	8/8

2-Missed 7-Post
11/17 Fast Breaks 2/2 Breakthroughs
1/1 Over Circle

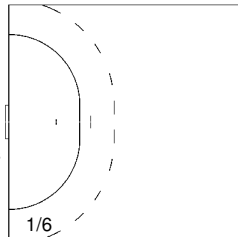
23 BOSQUET Sebastien



2/3		2/2
0/1	0/2	2/3
1/5	1/2	4/5

2-Post 2-Blocked
1/1 Fast Breaks 1/3 Breakthroughs

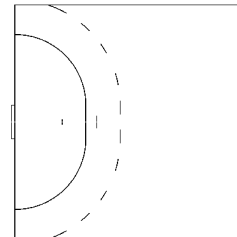
24 OSTERTAG Sebastien



		0/1
		2/2
0/2		1/1

4-Post
2/4 Fast Breaks

25 DETREZ Gregoire





9th MEN'S EUROPEAN HANDBALL CHAMPIONSHIP

EURO 2010



Cumulative Statistics

ESP - Spain After 7 Matches

Coach: RIVERA Valero

Time outs: 7 Avg. Time outs: 1.0

No	Name	M P	Total			All Goals / Shots							Punishments					Offence			Defence			TP	
			Goals	Shots	%	7mP	7m%	6mC	Wing	BT	FB	9m	YC	RC	2M	2+2	EX	AS	R7	TO/TF	ST	BS	P7		
1	HOMBRADOS Jose Javier	7														1			3				6:11:39		
2	ENTRERRIOS Alberto	7	32	61	52	6/7	86	0/1		7/8		19/45			2			9	6	9 / 7	2	1	3	3:23:29	
3	GURBINDO Eduardo	7	3	6	50			0/1	0/1	2/2	1/1	0/1	4	1				8	6	4 / 3	1	1	5	2:38:46	
6	GARABAYA Ruben	7	1	1	100						1/1				5			2	1	/ 1		1		1:41:13	
7	PRIETO Carlos	7	2	2	100			2/2					3	7					/ 2	3	8	3	2:18:24		
8	TOMAS Victor	7	30	44	68			3/3	19/31		8/9	0/1	2	2				6	2	1 / 3	6		4	6:26:19	
9	ENTRERRIOS Raul	7	18	27	67				0/1	6/6	1/1	11/19						10	5	7 / 4	2		3	3:46:17	
12	SIERRA Jose Manuel	4																						40:57	
13	AGUINAGALDE Julen	7	28	38	74			26/35	1/2			1/1	1					13	15	4 / 12		1		3:25:01	
15	UGALDE Cristian	7	5	12	42					3/10		2/2		1				1		1	2		1	2:00:15	
16	STERBIK Arpad	3																						3:03	
17	GARCIA Juan Antonio	7	24	30	80	5/6	83	1/1	11/16		7/7							2	2	/ 2	2		3	4:53:39	
18	ROMERO Iker	7	34	63	54	21/26	81	2/2		4/5	1/1	6/29	1	3				16	1	5 / 2	1	1	2	3:03:07	
19	MALMAGRO Cristian	7	28	56	50	3/4	75	2/2	4/5	3/3		16/42	1	1				9	4	6 / 2	2		3	2:57:34	
20	RODRIGUEZ Jose Maria	7	5	10	50					3/4		2/6	1	1				6	1	5 / 2	2			1:54:22	
22	AGUIRREZABALAGA Mikel	7	2	9	22							2/9						2						38:17	
24	MORROS de ARGILA Viran	7	1	3	33						1/1	0/2	4	6				5		1	4	4	5	2:57:38	
Team													1												
Totals			213	362	59	35/43	81	36/47	38/66	25/28	22/23	57/155	19	0	28	0	0	90	43	43 / 40	30	17	32	7:00:00	

No	Name	M P	Total			All Saves / Shots									
			Saves	Shots	%	7mP	7m%	6mC	Wing	BT	FB	9m	9m%	NS	NS%
1	HOMBRADOS Jose Javier	7	66	236	28	8/26	31	7/41	9/48	7/28	6/28	29/65	45	23/117	20
12	SIERRA Jose Manuel	4	6	28	21	0/4	0	0/6	1/4	2/5	0/4	3/5	60	3/15	20
16	STERBIK Arpad	3													
Totals			72	264	27	8/30	27	7/47	10/52	9/33	6/32	32/70	46	26/132	20

Attacks

Team	All		Player Majority		Player Minority		Position Attacks		FB		Ind. FB		Team FB		TO	TO %
	G/Att.	%	G/Att.	%	G/Att.	%	G/Att.	%	G/Att.	%	G/Att.	%	G/Att.	%		
ESP	213/394	54	30/58	52	19/40	48	191/371	51	22/23	96	7/7	100	15/16	94	83	21

Legend:

G/S Goals/Shots	% Efficiency	6m 6-metre Shots	7m 7-metre Shots	9m 9-metre Shots
S/S Saves/Shots	Wing Wing Shots	FB Fast Breaks	BT Breakthroughs	EX Exclusions
AS Assists	TF Technical Faults	ST Steals	BS Blocked Shots	TP Time Played
YC Yellow Cards	RC Red Cards	n/a not applicable	NS Near Shots	MP Matches Played
2Min 2 Minute Suspensions	DSQ Disqualified			



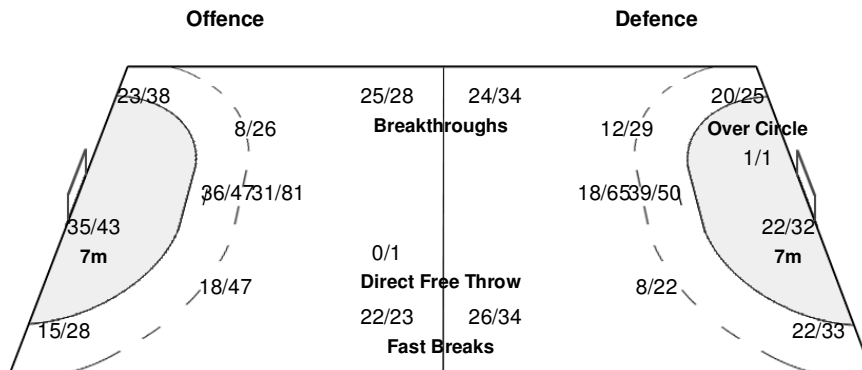
Cumulative Statistics

ESP - Spain
After 7 Matches

OverView of Shot Distribution

Players Goals / Shots

Team		
Goals / Shots		
28/43	10/13	31/40
10/16	2/7	16/21
64/78	7/12	45/61
25-Missed 9-Post		37-Blocked



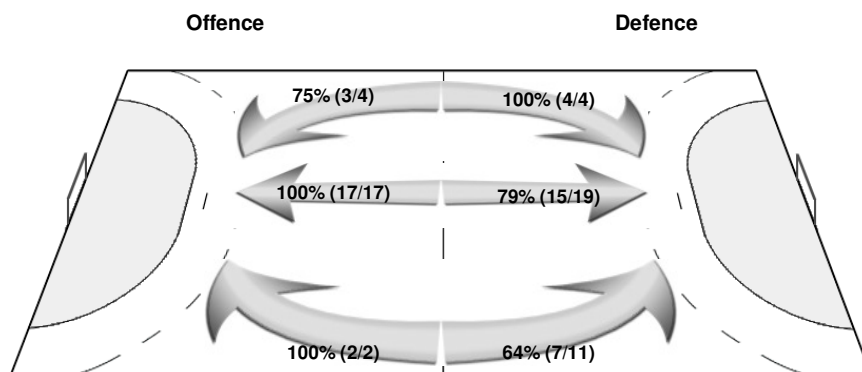
Goalkeepers
Saves / Shots

2/25	4/18	11/34
10/21	7/9	7/22
7/60	9/13	15/62

1 HOMBRADOS J

2/21	4/15	10/29
8/18	6/8	6/19
7/54	9/13	14/59

Shot Distribution Fast Breaks



12 SIERRA J

0/4	0/3	1/5
2/3	1/1	1/3
0/6		1/3

16 STERBIK A

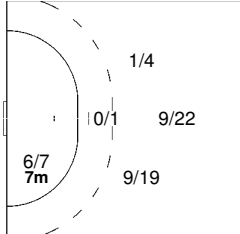


Cumulative Statistics

ESP - Spain
After 7 Matches

Players Shot Distribution
Goals / Shots

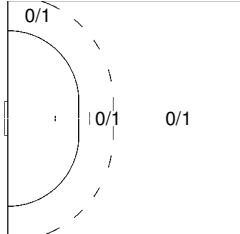
2 ENTRERRIOS Alberto



6/10	0/1	9/12
0/1	0/2	5/6
7/8	0/1	5/6

4-Missed 10-Blocked
7/8 Breakthroughs

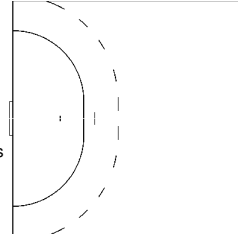
3 GURBINDO Eduardo



1/1		
1/1		1/3

1-Post
1/1 Fast Breaks 2/2 Breakthroughs

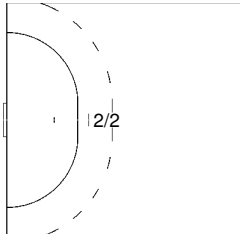
6 GARABAYA Ruben



		1/1
--	--	-----

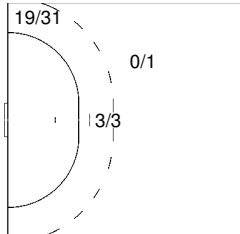
1/1 Fast Breaks

7 PRIETO Carlos



1/1		
1/1		

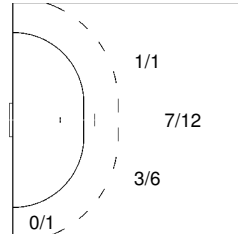
8 TOMAS Victor



1/3	6/6	0/2
4/4	1/2	1/2
11/12	1/1	5/6

2-Missed 3-Post 1-Blocked
8/9 Fast Breaks

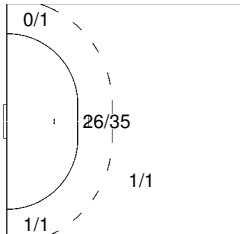
9 ENTRERRIOS Raul



4/6	1/1	4/4
		1/1
6/7		2/2

1-Missed 1-Post 4-Blocked
1/1 Fast Breaks 6/6 Breakthroughs

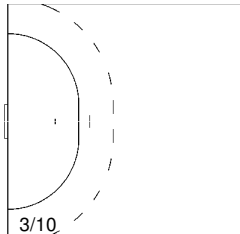
13 AGUINAGALDE Julen



2/2	1/1	2/3
2/3	0/1	1/1
12/14	1/2	7/8

1-Missed 2-Post

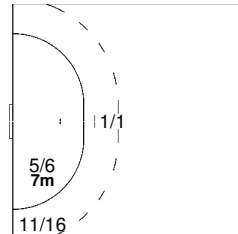
15 UGALDE Cristian



0/2		0/1
	1/1	
2/2		2/2

3-Missed 1-Post
2/2 Fast Breaks

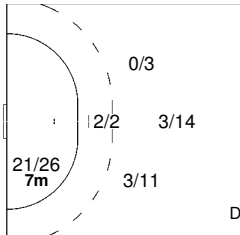
17 GARCIA Juan Antonio



4/5	1/1	6/6
2/2	0/1	1/1
3/3	2/3	5/7

1-Missed
7/7 Fast Breaks

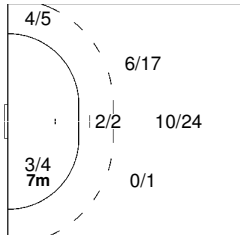
18 ROMERO Iker



3/5	0/1	5/7
0/3		6/6
13/14	1/2	6/10

5-Missed 10-Blocked
1/1 Fast Breaks 4/5 Breakthroughs
0/1 Direct Free Throw

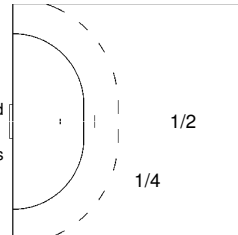
19 MALMAGRO Cristian



6/6	1/1	4/4
1/2		1/4
5/11	1/1	9/12

5-Missed 10-Blocked
3/3 Breakthroughs

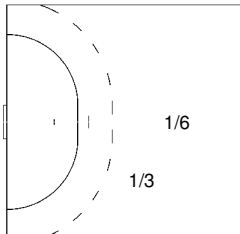
20 RODRIGUEZ Jose Maria



0/1		
3/4	1/1	1/2

1-Missed 1-Post
3/4 Breakthroughs

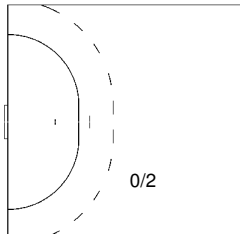
22 AGUIRREZABALAGA Mikel



0/1	0/1	
0/1		2/3

1-Missed 2-Blocked

24 MORROS de ARGILA Viran



1/1	0/1	

1-Missed
1/1 Fast Breaks



9th MEN'S EUROPEAN HANDBALL CHAMPIONSHIP

EURO 2010



Cumulative Statistics

DEN - Denmark
After 7 Matches

Coach: WILBEK Ulrik

Time outs: 12 Avg. Time outs: 1.7

No	Name	M	Total			All Goals / Shots							Punishments					Offence			Defence			TP
			P	Goals	Shots	%	7mP	7m%	6mC	Wing	BT	FB	9m	YC	RC	2M	2+2	EX	AS	R7	TO/TF	ST	BS	
1	HVIDT Kasper	7															1		1	2				4:43:03
2	MOGENSEN Thomas	7	23	40	57			0/1	1/1	5/6	7/9	10/23	2		1		12	6	8 / 3		1	3	4:45:11	
5	LAEN Torsten	7	12	12	100			7/7	1/1	1/1	3/3		3		3		3	1	1 / 2	2	1	1	2:05:19	
6	JÖRGENSEN Lars	7	3	4	75			1/2			2/2		5		6		6			5	6	6	3:18:37	
9	CHRISTIANSEN Lars	7	17	31	55	4/8	50		10/19		3/3	0/1							2 / 2		1	1	3:28:34	
10	KNUDSEN Henrik H.	7	2	7	29					1/1		1/6					3	2	1 / 1				46:55	
11	EGGERT JENSEN Anders	7	29	40	73	17/20	85	0/1	9/15		3/4		1				1	1	2 / 1			2	2:47:22	
12	LANDIN JACOBSEN Niklas	7																					2:16:57	
13	SPELLERBERG Bo	7	6	8	75					2/2		4/6					8	2	1 / 5	2		3	2:21:33	
14	KNUDSEN Michael V.	7	20	30	67			18/23	1/2	1/1	0/1	0/3	2		7		6	7	2 / 7		1	1	4:58:59	
17	SVAN HANSEN Lasse	7	11	15	73				9/11	0/1	2/2	0/1	1		2		3	2				2	2:18:45	
18	LINDBERG Hans	7	17	29	59	0/1	0	1/1	13/24		3/3				2		4	2	/ 2	2	1	3	4:37:41	
22	SÖNDERGAARD SARUP Kasper	7	15	29	52			1/1	4/5	2/5		8/18	1				13	5	3 / 5			1	2:24:01	
24	HANSEN Mikkel	7	34	65	52			1/1		5/7		28/57			4		11		6 / 4			1	3:23:19	
26	NIELSEN Kasper	7	5	11	45				2/2	1/3	1/1	1/5	4		6		11	1	2	5	2	7	3:19:40	
27	NIELSEN Mads. O.	7	4	13	31				1/1			3/12	1		2		1		/ 1			2	1:24:04	
Team													2										6	
Totals			198	334	59	21/29	72	29/37	51/81	18/27	24/28	55/132	22	0	33	0	0	83	29	29 / 39	18	13	33	7:00:00

No	Name	M	Total			All Saves / Shots									
			P	Saves	Shots	%	7mP	7m%	6mC	Wing	BT	FB	9m	9m%	NS
1	HVIDT Kasper	7	59	176	34	8/21	38	2/21	12/33	1/16	1/10	35/75	47	15/70	21
12	LANDIN JACOBSEN Niklas	7	34	100	34	2/11	18	2/11	8/18	1/9	2/5	19/46	41	11/38	29
Totals			93	277	34	10/32	31	4/32	20/51	2/26	3/15	54/121	45	26/109	24

Attacks

Team	All		Player Majority		Player Minority		Position Attacks		FB		Ind. FB		Team FB		TO	TO %
	G/Att.	%	G/Att.	%	G/Att.	%	G/Att.	%	G/Att.	%	G/Att.	%	G/Att.	%		
DEN	198/371	53	35/52	67	14/36	39	174/344	51	24/27	89	4/4	100	20/23	87	68	18

Legend:

G/S	Goals/Shots	%	Efficiency	6m	6-metre Shots	7m	7-metre Shots	9m	9-metre Shots
S/S	Saves/Shots	Wing	Wing Shots	FB	Fast Breaks	BT	Breakthroughs	EX	Exclusions
AS	Assists	TF	Technical Faults	ST	Steals	BS	Blocked Shots	TP	Time Played
YC	Yellow Cards	RC	Red Cards	n/a	not applicable	NS	Near Shots	MP	Matches Played
2Min	2 Minute Suspensions	DSQ	Disqualified						



Cumulative Statistics

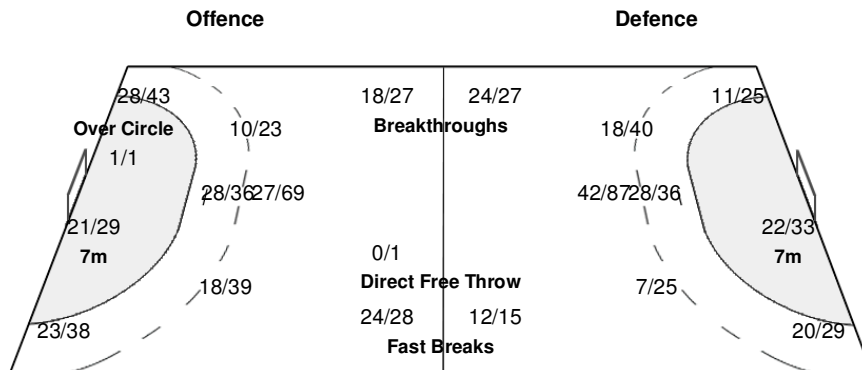
DEN - Denmark
After 7 Matches

OverView of Shot Distribution

Players Goals / Shots

Team		
Goals / Shots		
26/35	17/24	31/39
9/23	1/8	13/20
48/59	19/23	34/52

20-Missed 17-Post 13-Blocked



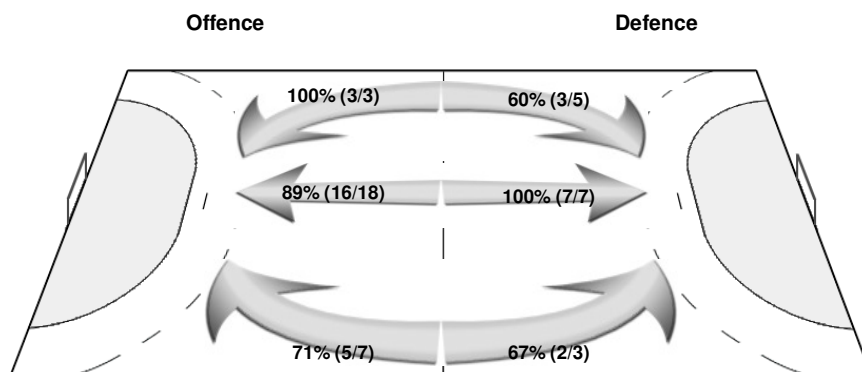
Goalkeepers
Saves / Shots

7/18	6/20	9/19
13/23	5/5	11/24
21/91	7/22	11/52

1 HVIDT K

5/12	4/14	7/12
8/16	1/1	7/17
11/50	6/16	8/36

Shot Distribution Fast Breaks



12 LANDIN JACOBSEN N

2/6	2/6	2/7
5/7	4/4	4/7
10/40	1/6	3/16



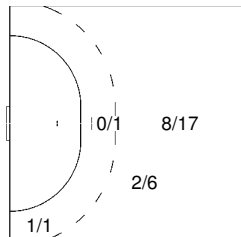
Cumulative Statistics

DEN - Denmark
After 7 Matches

Players Shot Distribution

Goals / Shots

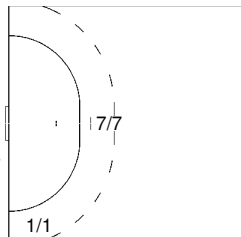
2 MOGENSEN Thomas



3/5	3/3
3/4	0/4
7/9	1/1

1-Missed 1-Post 3-Blocked
7/9 Fast Breaks 5/6 Breakthroughs

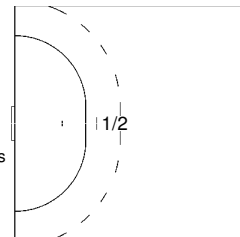
5 LAEN Torsten



2/2	1/1	3/3
1/1		1/1
2/2		2/2

3/3 Fast Breaks 1/1 Breakthroughs

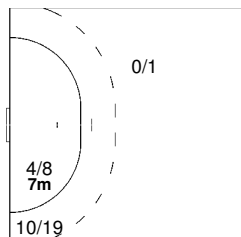
6 JÖRGENSEN Lars



0/1		
1/1	1/1	
1/1	1/1	

2/2 Fast Breaks

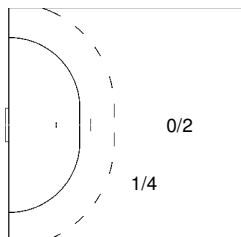
9 CHRISTIANSEN Lars



4/5	0/1	5/6
0/1		2/5
4/6		2/4

1-Missed 2-Post
3/3 Fast Breaks

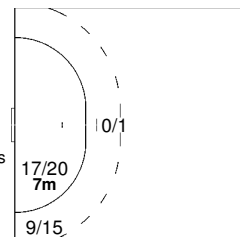
10 KNUDSEN Henrik H.



0/1		
1/1	1/1	0/1

3-Blocked
1/1 Breakthroughs

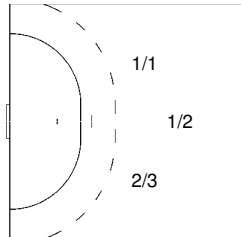
11 EGGERT JENSEN Anders



1/1	9/11	6/8
2/3	4/5	7/8

1-Missed 3-Post
3/4 Fast Breaks

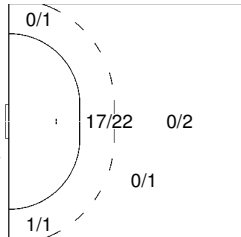
13 SPELLERBERG Bo



1/1		
4/5		1/1

1-Missed
2/2 Breakthroughs

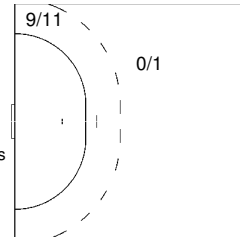
14 KNUDSEN Michael V.



1/4	1/1	4/4
1/2	0/1	
2/3	10/12	1/2

1-Post
0/1 Fast Breaks 1/1 Breakthroughs
1/1 Over Circle

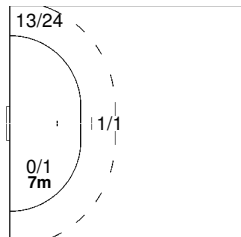
17 SVAN HANSEN Lasse



4/5	1/1	1/1
1/2		
3/3		1/3

2/2 Fast Breaks 0/1 Breakthroughs

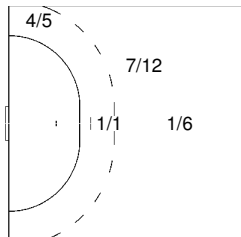
18 LINDBERG Hans



3/3	2/3	1/1
1/5		1/3
8/9		1/1

3-Missed 1-Post
3/3 Fast Breaks

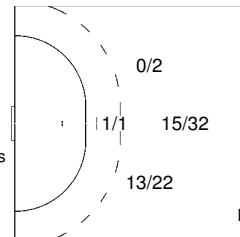
22 SÖNDERGAARD SARUP Kasper



2/2	1/1	1/2
1/2	0/1	1/2
3/4	1/2	5/6

3-Missed 1-Post 3-Blocked
2/5 Breakthroughs

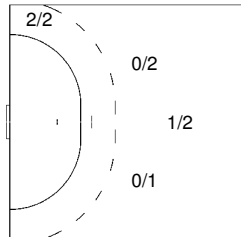
24 HANSEN Mikkel



4/5	1/3	6/8
0/2		5/6
9/10	1/1	8/12

8-Missed 7-Post 2-Blocked
5/7 Breakthroughs
0/1 Direct Free Throw

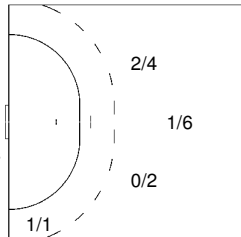
26 NIELSEN Kasper



1/1	1/1	0/1
0/1		1/1
1/1		1/2

1-Missed 1-Post 1-Blocked
1/1 Fast Breaks 1/3 Breakthroughs

27 NIELSEN Mads. O.



1/1	0/1	1/2
0/1	0/1	1/1
1/2		0/2

1-Missed 1-Blocked



9th MEN'S EUROPEAN HANDBALL CHAMPIONSHIP

EURO 2010



Cumulative Statistics

CZE - Czech Republic
After 6 Matches

Coach: LIPTÁK Martin

Time outs: 10 Avg. Time outs: 1.7

No	Name	M	Total			All Goals / Shots							Punishments					Offence			Defence			TP
			P	Goals	Shots	%	7mP	7m%	6mC	Wing	BT	FB	9m	YC	RC	2M	2+2	EX	AS	R7	TO/TF	ST	BS	
2	NOCAR Karel	6	12	21	57				7/16	1/1	4/4		5		3			3	2	2 / 5	2		3	4:28:31
3	VÍTEK Jirí	6	12	38	32			1/1	0/2	1/1		10/34			1			6	3	5 / 3			2	2:12:06
4	MICKAL Pavel	6	6	10	60				1/4	1/1	3/4	1/1					1	1	1					1:30:27
5	ZDRÁHALA Ondrej	6	4	12	33			1/1	0/1	2/3		1/7					2		/ 1			1	36:28	
6	VRANÝ Václav	6	15	23	65			13/18			2/3	0/2	3		3		3	3	1 / 5			5	4	3:38:27
7	KUBES Daniel	6	5	6	83			4/5			1/1		4		2		4	1			7	10	3	3:08:17
8	PISKAC Kamil	6	5	7	71			5/6			0/1		1		2				1				1	1:02:11
9	JÍCHA Filip	6	53	88	60	7/10	70	2/3	1/1	13/14	8/10	22/50	3		3		24	2	9 / 5	11	2	3	5:22:21	
10	FILIP Jan	6	33	46	72	6/8	75	2/2	15/20	1/1	8/10	1/5			1				3 / 5	6				4:51:10
11	SOBOL Jan	6	2	5	40				0/1	0/1	2/3						2	1						1:10:54
15	MRÁZ Alois	6	4	12	33					2/3		2/9	1		1		3	1	3 / 3	1		1	1	1:16:40
16	GALIA Martin	6															4		2					4:06:36
18	STEHLÍK Jan	6	4	9	44					0/1		4/8					2		1	1				25:59
19	HYNEK Jirí	6	1	2	50					1/1	0/1		1		7		1		/ 1	1	4	8	2:58:35	
22	SKLENÁK Tomáš	6	19	40	48			2/2		5/6	1/1	11/31			3		11	5	8 / 5			1		3:18:16
71	STOCHL Petr	6																						1:53:02
Team																					2			
Totals			175	319	55	13/18	72	30/38	24/45	27/33	29/38	52/147	18	0	26	0	0	66	19	36 / 35	29	21	27	6:00:00

No	Name	M	Total			All Saves / Shots									
			P	Saves	Shots	%	7mP	7m%	6mC	Wing	BT	FB	9m	9m%	NS
16	GALIA Martin	6	59	174	34	3/17	18	5/19	7/29	4/12	5/17	35/80	44	16/60	27
71	STOCHL Petr	6	28	93	30	2/10	20	6/13	4/17	1/11	2/13	13/29	45	11/41	27
Totals			87	267	33	5/27	19	11/32	11/46	5/23	7/30	48/109	44	27/101	27

Attacks

Team	All		Player Majority		Player Minority		Position Attacks		FB		Ind. FB		Team FB		TO	TO %
	G/Att.	%	G/Att.	%	G/Att.	%	G/Att.	%	G/Att.	%	G/Att.	%	G/Att.	%		
CZE	175/358	49	26/38	68	15/35	43	146/318	46	29/40	73	14/15	93	15/25	60	71	20

Legend:

G/S	Goals/Shots	%	Efficiency	6m	6-metre Shots	7m	7-metre Shots	9m	9-metre Shots
S/S	Saves/Shots	Wing	Wing Shots	FB	Fast Breaks	BT	Breakthroughs	EX	Exclusions
AS	Assists	TF	Technical Faults	ST	Steals	BS	Blocked Shots	TP	Time Played
YC	Yellow Cards	RC	Red Cards	n/a	not applicable	NS	Near Shots	MP	Matches Played
2Min	2 Minute Suspensions	DSQ	Disqualified						



Cumulative Statistics

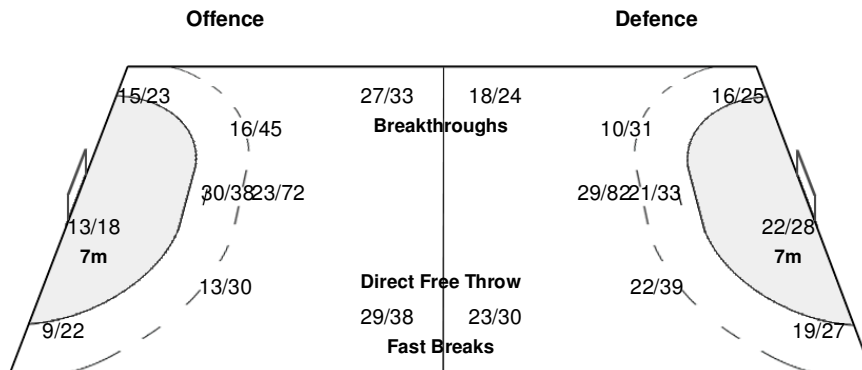
CZE - Czech Republic
After 6 Matches

OverView of Shot Distribution

Players Goals / Shots

Team		
Goals / Shots		
24/31	1/3	18/30
10/18	0/5	11/17
48/70	11/15	52/71

24-Missed 13-Post 22-Blocked



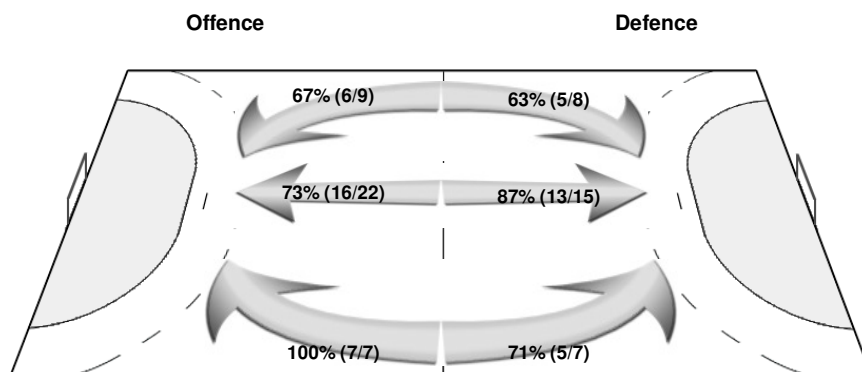
Goalkeepers
Saves / Shots

7/17	3/9	4/27
10/27	8/8	7/13
24/81	5/14	17/69

16 GALIA M

7/14	2/4	2/15
7/21	6/6	6/10
15/54	5/10	8/39

Shot Distribution Fast Breaks



71 STOCHL P

0/3	1/5	2/12
3/6	2/2	1/3
9/27	0/4	9/30

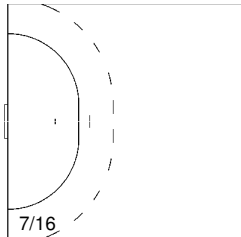


Cumulative Statistics

CZE - Czech Republic
After 6 Matches

Players Shot Distribution
Goals / Shots

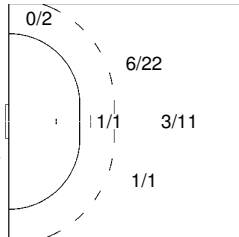
2 NOCAR Karel



1/2	0/1	1/2
0/1		2/2
1/2	2/2	5/7

2-Missed
4/4 Fast Breaks 1/1 Breakthroughs

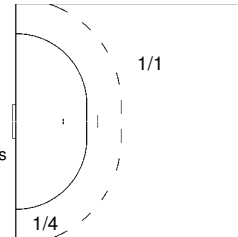
3 VÍTEK Jirí



4/4	1/2	0/1
0/3		2/3
1/5		4/9

3-Missed 3-Post 5-Blocked
1/1 Breakthroughs

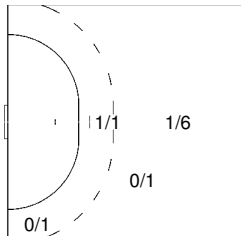
4 MICKAL Pavel



1/1		0/1
	0/1	
1/1		4/5

1-Missed
3/4 Fast Breaks 1/1 Breakthroughs

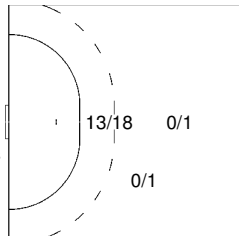
5 ZDRÁHALA Ondrej



		1/2
0/1		
1/2	1/1	1/2

3-Missed 1-Blocked
2/3 Breakthroughs

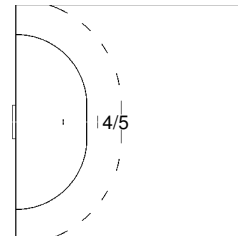
6 VRANÝ Václav



1/1		0/2
1/1	0/1	1/1
9/12	1/1	2/3

1-Post
2/3 Fast Breaks

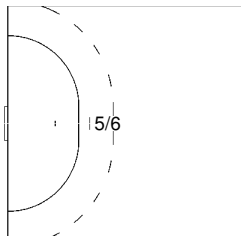
7 KUBES Daniel



1/1		1/1
1/1	1/1	1/1

1-Post
1/1 Fast Breaks

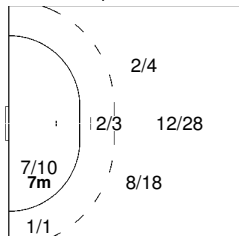
8 PISKAC Kamil



3/3		2/3

1-Missed
0/1 Fast Breaks

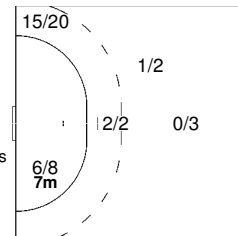
9 JÍCHA Filip



7/10		6/7
4/4		2/5
15/22	3/3	16/20

6-Missed 3-Post 8-Blocked
8/10 Fast Breaks 13/14 Breakthroughs

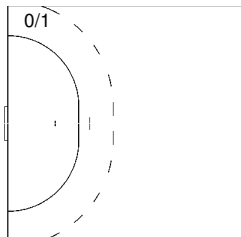
10 FILIP Jan



7/8		4/7
2/5		2/2
9/10	0/1	9/9

1-Missed 2-Post 1-Blocked
8/10 Fast Breaks 1/1 Breakthroughs

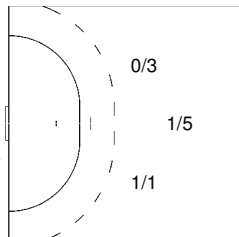
11 SOBOL Jan



2/3		0/1
0/1		

2/3 Fast Breaks 0/1 Breakthroughs

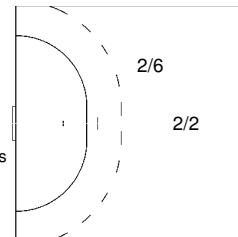
15 MRÁZ Alois



		1/1
1/1	0/2	0/1
	0/1	2/3

1-Missed 2-Blocked
2/3 Breakthroughs

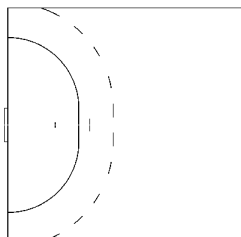
18 STEHLÍK Jan



1/3	1/1	2/3

1-Missed 1-Post
0/1 Breakthroughs

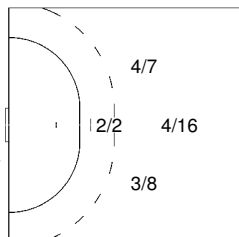
19 HYNEK Jirí



1/1		0/1

0/1 Fast Breaks 1/1 Breakthroughs

22 SKLENÁK Tomáš



1/2		5/6
1/1	0/1	1/2
5/7	2/4	4/5

5-Missed 2-Post 5-Blocked
1/1 Fast Breaks 5/6 Breakthroughs



9th MEN'S EUROPEAN HANDBALL CHAMPIONSHIP

EURO 2010



Cumulative Statistics

CRO - Croatia After 8 Matches

Coach: CERVAR Lino

Time outs: 15 Avg. Time outs: 1.9

No	Name	M	Total			All Goals / Shots							Punishments					Offence			Defence			TP	
			P	Goals	Shots	%	7mP	7m%	6mC	Wing	BT	FB	9m	YC	RC	2M	2+2	EX	AS	R7	TO/TF	ST	BS		P7
4	BALIC Ivano	8	27	52	52			2/2	1/2	8/11	1/1	15/36	1		2			24	11	11 / 5	3	3	5	4:50:10	
5	DUVNJAK Domagoj	8	25	48	52			2/2		6/8	3/6	14/32	1		1			16	8	4 / 3	3	4	1	5:00:21	
6	LACKOVIC Blazenko	6	1	5	20					1/2		0/3						1	1					12:18	
7	ZRNIC Vedran	8	20	31	65	8/12	67	2/3	6/12	1/1	3/3				2			3	1	1	1		5	3:22:38	
8	KOPLJAR Marko	8	5	10	50				1/2	1/1		3/7	3					2	1	2 / 3		1	3	2:31:28	
9	VORI Igor	8	18	28	64			12/21	1/1			2/3	3/3	3		7		12	14	5 / 8	3	5	2	7:33:14	
10	GOJUN Jakov	8	1	3	33			0/1		1/1		0/1	6		4				1	1	2	17	3	3:13:52	
12	CARAPINA Goran	8																1						32:02	
14	VUKOVIC Drago	8	17	30	57			1/1		3/5	1/1	12/23	1		3			7	3	2 / 2	1	4	6	3:08:41	
17	MATAIJA Vedran	8	1	1	100						1/1													31:03	
20	BICANIC Damir	3	1	3	33			1/1				0/2												10:34	
21	BUNTIC Denis	8	26	44	59					9/11		17/33	2	1	7			11	1	1 / 4	1	1	1	3:10:01	
24	VALCIC Tonci	5	7	15	47				0/1	4/6		3/8	4		2			4	2	1 / 2	1		4	2:13:49	
25	ALILOVIC Mirko	8																						7:13:42	
26	STRLEK Manuel	8	21	31	68			1/2	14/22	1/1	4/5	1/1	2		3			2	2	2 / 6	4		8	7:16:01	
27	CUVIC Ivan	8	36	53	68	26/35	74		6/14		4/4				1			2	2		1		2	4:35:32	
28	MUSA Zeljko	8	1	1	100			1/1													1	1		24:34	
Team													3								5				
Totals			207	355	58	34/47	72	22/34	29/54	35/47	19/24	68/149	26	2	32	0	0	85	47	30 / 40	20	36	40	8:00:00	

No	Name	M	Total			All Saves / Shots									
			P	Saves	Shots	%	7mP	7m%	6mC	Wing	BT	FB	9m	9m%	NS
12	CARAPINA Goran	8	5	23	22	0/6	0	1/6	0/1		2/3	2/7	29	1/7	14
25	ALILOVIC Mirko	8	98	271	36	7/30	23	5/32	23/44	4/16	6/21	53/128	41	32/92	35
Totals			103	297	35	7/36	19	6/39	23/45	4/16	8/25	55/136	40	33/100	33

Attacks

Team	All		Player Majority		Player Minority		Position Attacks		FB		Ind. FB		Team FB		TO	TO %
	G/Att.	%	G/Att.	%	G/Att.	%	G/Att.	%	G/Att.	%	G/Att.	%	G/Att.	%		
CRO	207/397	52	44/67	66	17/36	47	188/375	50	19/22	86	4/4	100	15/18	83	70	18

Legend:

G/S Goals/Shots	% Efficiency	6m 6-metre Shots	7m 7-metre Shots	9m 9-metre Shots
S/S Saves/Shots	Wing Wing Shots	FB Fast Breaks	BT Breakthroughs	EX Exclusions
AS Assists	TF Technical Faults	ST Steals	BS Blocked Shots	TP Time Played
YC Yellow Cards	RC Red Cards	n/a not applicable	NS Near Shots	MP Matches Played
2Min 2 Minute Suspensions	DSQ Disqualified			



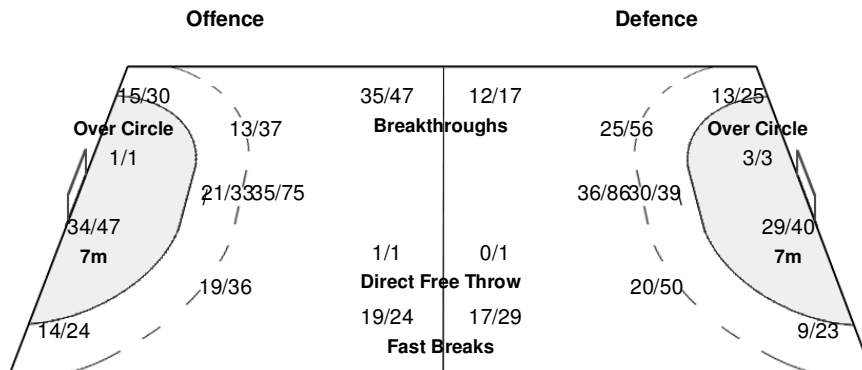
Cumulative Statistics

CRO - Croatia
After 8 Matches

OverView of Shot Distribution

Players Goals / Shots

Team		
Goals / Shots		
6/9	11/15	18/32
14/38	2/5	18/33
72/95	5/7	61/73
16-Missed 20-Post		11-Blocked



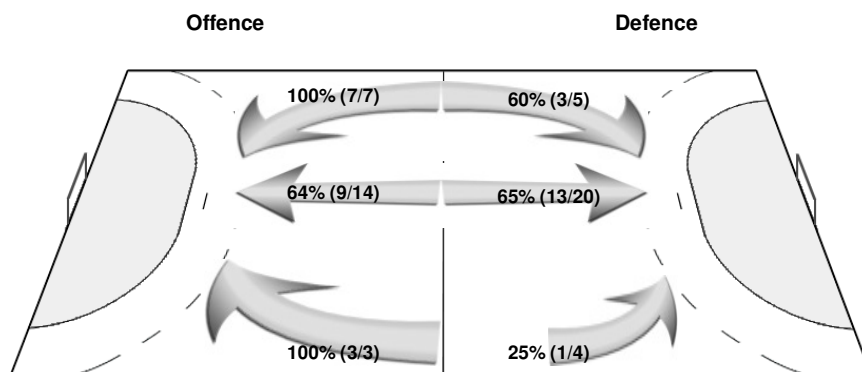
Goalkeepers
Saves / Shots

5/26	11/22	5/36
14/24	2/3	10/22
26/71	14/25	16/68

12 CARAPINA G

0/2	1/2	0/4
1/2	1/1	
1/5	0/1	1/6

Shot Distribution Fast Breaks



25 ALILOVIC M

5/24	10/20	5/32
13/22	1/2	10/22
25/65	14/22	15/62

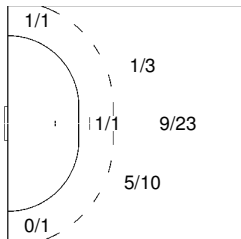


Cumulative Statistics

CRO - Croatia
After 8 Matches

Players Shot Distribution
Goals / Shots

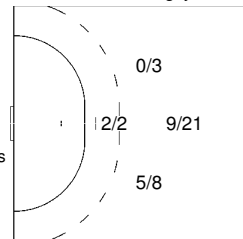
4 BALIC Ivano



1/1	0/1	1/5
3/4	0/1	2/4
12/14		8/10

6-Missed 1-Post 5-Blocked
1/1 Fast Breaks 8/11 Breakthroughs
1/1 Over Circle

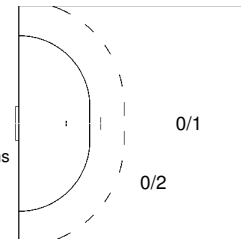
5 DUVNJAK Domagoj



1/1	1/1	2/5
1/2		4/6
7/10	1/1	8/10

4-Missed 5-Post 3-Blocked
3/6 Fast Breaks 6/8 Breakthroughs

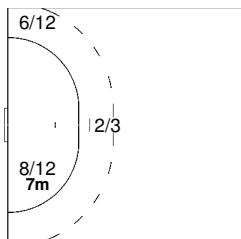
6 LACKOVIC Blazenko



	1/1	
		0/2
0/1		

1-Blocked
1/2 Breakthroughs

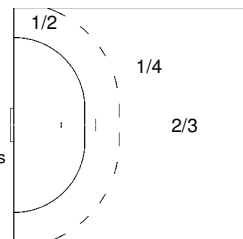
7 ZRNIC Vedran



1/1	1/2	1/2
0/2		2/4
4/5	2/3	9/9

1-Missed 2-Post
3/3 Fast Breaks 1/1 Breakthroughs

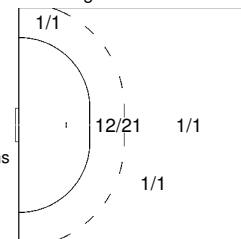
8 KOPLJAR Marko



0/1		
2/2		3/4

2-Post 1-Blocked
1/1 Breakthroughs

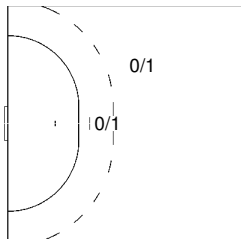
9 VORI Igor



1/1	3/4	2/2
2/6	0/1	1/3
6/6	1/1	2/3

1-Post
2/3 Fast Breaks
1/1 Direct Free Throw

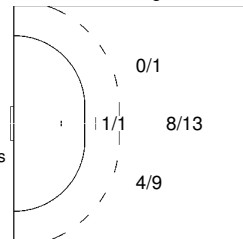
10 GOJUN Jakov



	1/1	
0/2		

1/1 Breakthroughs

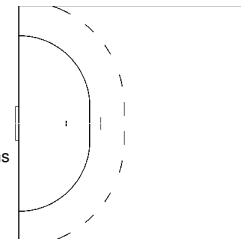
14 VUKOVIC Drago



1/2		3/5
0/2		1/1
8/11		4/5

1-Missed 1-Post 1-Blocked
1/1 Fast Breaks 3/5 Breakthroughs

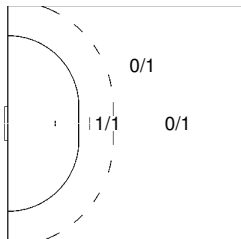
17 MATAJAJ Vedran



		1/1

1/1 Fast Breaks

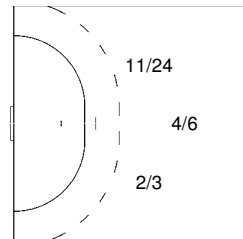
20 BICANIC Damir



		1/2
--	--	-----

1-Missed

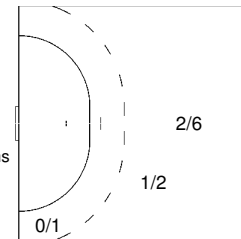
21 BUNTIC Denis



	0/1	0/1
2/3	1/1	4/6
14/21		5/7

3-Missed 1-Post
9/11 Breakthroughs

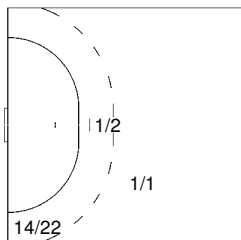
24 VALCIC Tonci



0/2		0/1
2/5	1/1	1/1
3/5		

4/6 Breakthroughs

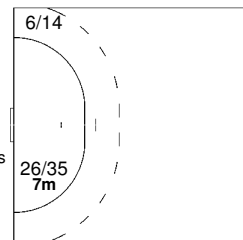
26 STRLEK Manuel



		6/6
0/2		1/3
4/6	1/2	9/9

3-Post
4/5 Fast Breaks 1/1 Breakthroughs

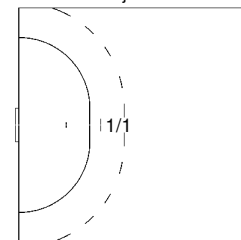
27 CUPIC Ivan



1/1	4/4	3/5
4/9	0/1	2/3
11/13		11/13

4-Post
4/4 Fast Breaks

28 MUSA Zeljko



1/1		