



7th MEN'S EUROPEAN HANDBALL CHAMPIONSHIP

EURO2006



Cumulative Statistics

CRO - Croatia

After 8 Matches

Coach: CERVAR Lino

Time outs: 12 Avg. Time outs: 1.5

No	Name	M	Total			All Goals / Shots						Punishments				Offence			Defence			TP			
			P	Goals	Shots	%	7mP	7m%	6mC	Wing	BT	FB	9m	YC	RC	2M	2+2	EX	AS	R7	TO(TF)		ST	BS	P7
1	LOSERT Venio	5																							1:01:16
3	SULIC Renato	8	23	39	59			17/28			6/8	0/3	4	1	9			12	10	1 (5)	2	1	3	5:51:58	
4	BALIC Ivano	8	43	74	58			1/3		9/15	3/4	30/52	1		3			27	6	18 (7)	14	1	2	6:31:16	
6	LACKOVIC Blazenko	8	37	79	47	5/6	83	0/2	0/2	4/6	1/1	27/62	1		2			21	6	1 (2)		2		4:40:39	
7	CUPIC Ivan	2																							
8	VUKIC Ljubo																								
9	VORI Igor	8	14	25	56			3/8	6/11	1/1	4/5		3		5			13	9	6 (6)	5	5	7	6:36:28	
10	DOMINIKOVIC Davor	8	2	4	50						1/1	1/3	2	1	5			3			2	1	6	1:52:52	
11	DZOMBA Mirza	6	34	46	74	20/24	83		7/13		7/9		1		1			1	1	3 (3)	2		3	5:02:32	
12	SOLA Vlado	8																1						6:28:37	
13	HORVAT Zlatko	8	8	10	80			0/1	7/7		1/2		1		2			1	1	(5)	1			2:58:05	
15	GOLUZA Slavko	8	10	14	71	10/14	71													2		1		36:26	
16	BLAZICKO Nikola	3																						30:07	
17	SPREM Goran	8	16	28	57				11/18		5/8	0/2	3		2			4	3		8	1	1	3:49:53	
18	SPOLJARIC Denis	8	5	8	63			1/1		2/4		2/3	3		6			5	3	3	2	5	6	2:33:07	
19	METLICIC Petar	8	33	61	54			4/6	2/2	3/6	0/4	24/43	4	1	6			20	5	14 (7)	8	8	4	6:42:44	
20	BUNTIC Denis	8	4	9	44				0/1	1/1		3/7						2		2				44:00	
Team													2							(1)					
Totals			229	397	58	35/44	80	26/49	33/54	20/33	28/42	87/175	25	3	41			110	44	50 (36)	45	24	32	8:00:00	

No	Name	M	Total			All Saves / Shots									
			P	Saves	Shots	%	7mP	7m%	6mC	Wing	BT	FB	9m	9m%	NS
1	LOSERT Venio	8	8	40	20	0/4	0	0/2	2/7	0/4	0/5	6/18	33	2/13	15
12	SOLA Vlado	8	95	275	35	6/27	22	4/31	27/59	4/23	8/22	46/113	41	35/113	31
16	BLAZICKO Nikola	8	1	17	6	1/3	33	0/5	0/1	0/3	0/1	0/4	0	0/9	0
Totals			104	332	31	7/34	21	4/38	29/67	4/30	8/28	52/135	39	37/135	27

Attacks

Team	All		Player Majority		Player Minority		Position Attacks		FB		Ind. FB		Team FB		TO	TO %
	G/Att.	%	G/Att.	%	G/Att.	%	G/Att.	%	G/Att.	%	G/Att.	%	G/Att.	%		
CRO	229/451	51	41/76	54	27/70	39	201/406	50	28/45	62	9/11	82	19/34	56	86	19

LEGEND

G/S Goals / Shots	% Efficiency	6m 6-metre Shots	7m 7-metre Shots	9m 9-metre Shots
S/S Saves / Shots	Wing Wing Shots	FB Fast Breaks	BT Breakthroughs	EX Exclusions
AS Assists	TF Technical Faults	ST Steals	BS Blocked Shots	TP Time Played
YC Yellow Cards	RC Red Cards	n/a not applicable	PR Placement	MP Matches Played
PR Preliminary Round	QF Quarterfinal	SF Semifinal	GM Gold Medal Match	
2Min 2 Minute Suspensions				



Cumulative Statistics

CRO - Croatia

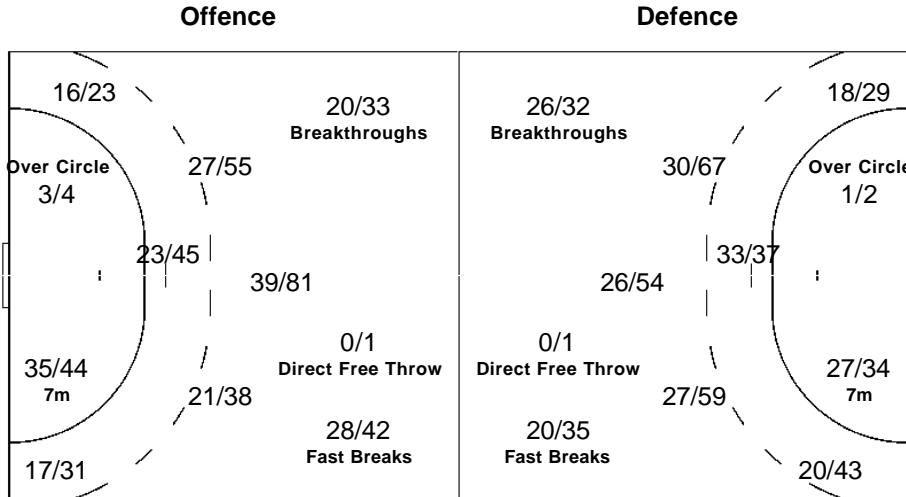
After 8 Matches

OverView of Shot Distribution

Players Goals / Shots

Team		
Goals / Shots		
35/44	7/18	22/31
15/26	2/16	10/24
65/84	14/24	59/82

15-Missed 16-Post 16-Blocked



Goalkeepers Saves / Shots

9/38	7/13	5/34
13/23	12/13	12/26
17/77	11/28	18/80

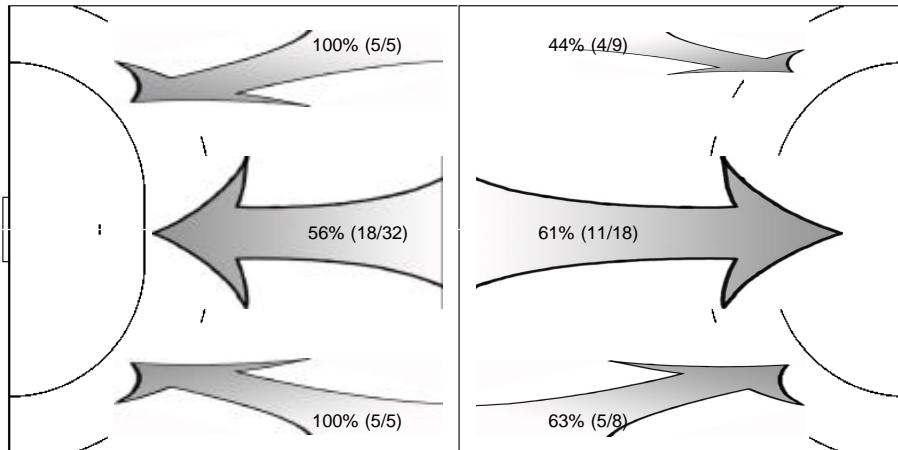
1 LOSERT V

2/5		0/6
1/2		2/4
1/10	2/3	0/10

12 SOLA V

7/29	7/13	5/28
12/21	12/13	10/21
15/61	9/22	18/67

Shot Distribution Fast Breaks



16 BLAZICKO N

0/4		
		0/1
1/6	0/3	0/3

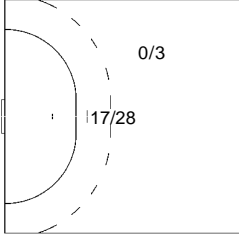


Cumulative Statistics

Players Shot Distribution

Goals / Shots

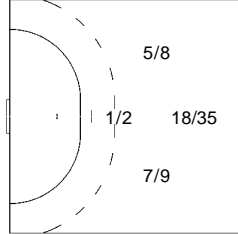
3 SULIC Renato



6/6	0/1	1/1
1/5	1/4	1/1
11/11	1/4	1/2

2-Missed 2-Post
6/8
Fast Breaks

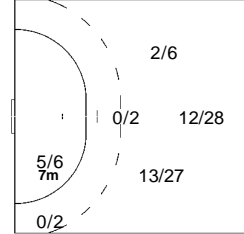
4 BALIC Ivano



5/8	1/2	5/8
4/4	0/5	3/6
10/11	4/6	11/20

2-Missed 2-Post
3/4
Fast Breaks
9/15
Breakthroughs
0/1
Over Circle

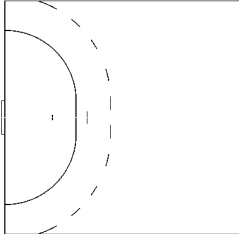
6 LACKOVIC Blazenko



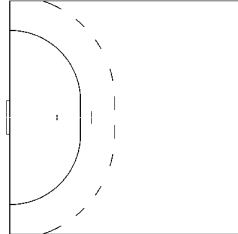
7/11	0/2	5/8
4/5	1/2	2/3
7/13	1/1	10/17

4-Missed 5-Post 8-Blocked
1/1
Fast Breaks
4/6
Breakthroughs
0/1
Direct Free Throw

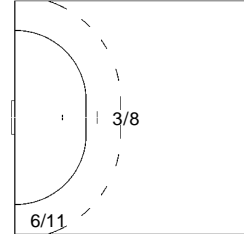
7 CUPIC Ivan



8 VUKIC Ljubo



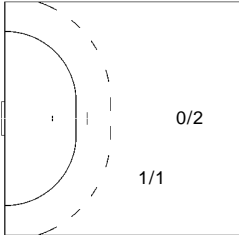
9 VORI Igor



1/2		2/2
0/1		0/1
4/6	1/2	6/7

1-Missed 3-Post
4/5
Fast Breaks
1/1
Breakthroughs

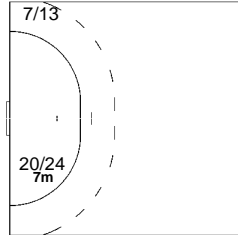
10 DOMINIKOVIC Davor



1/1		
		0/1
1/1		

1-Blocked
1/1
Fast Breaks

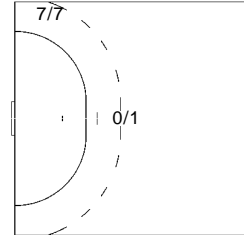
11 DZOMBA Mirza



6/6	4/7	2/3
3/4	0/1	
7/10	3/3	9/10

2-Missed
7/9
Fast Breaks

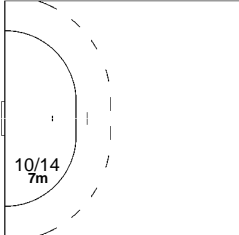
13 HORVAT Zlatko



1/1	2/2	
1/1	0/1	
2/2	0/1	2/2

1/2
Fast Breaks

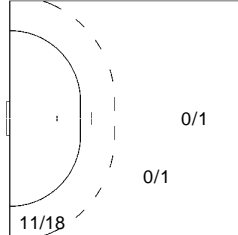
15 GOLUZA Slavko



0/1		0/1
5/5	2/2	3/4

1-Missed

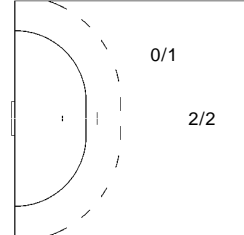
17 SPREM Goran



3/3	0/1	1/1
1/2	0/2	1/3
1/2	2/4	7/9

1-Missed
5/8
Fast Breaks

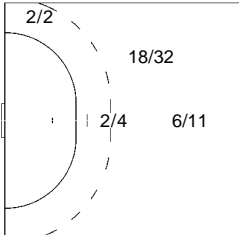
18 SPOLJARIC Denis



1/1		
0/1		
2/2		2/2

2-Post
2/4
Breakthroughs
1/1
Over Circle

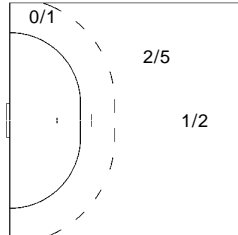
19 METLICIC Petar



3/4	0/1	6/8
1/2	0/1	3/8
13/17	0/1	7/8

2-Missed 2-Post 6-Blocked
0/4
Fast Breaks
3/6
Breakthroughs
2/2
Over Circle

20 BUNTIC Denis



1/1	0/2	
2/4		1/1

1-Blocked
1/1
Breakthroughs



7th MEN'S EUROPEAN HANDBALL CHAMPIONSHIP

EURO2006



Cumulative Statistics

DEN - Denmark

After 8 Matches

Coach: WILBEK Ulrik

Time outs: 13 Avg. Time outs: 1.6

No	Name	M	Total			All Goals / Shots							Punishments			Offence			Defence			TP			
			P	Goals	Shots	%	7mP	7m%	6mC	Wing	BT	FB	9m	YC	RC	2M	2+2	EX	AS	R7	TO(TF)		ST	BS	P7
1	HVIDT Kasper	8													1			1							5:44:46
2	MADSEN Lars Møller	5	18	26	69	1/2	50			1/1	0/1	16/22	1				3		4		1	1	1	49:07	
3	AAGAARD Mikkel H.	6	9	14	64			2/3	4/7		3/4			1			6	1	(2)		1	1	2	2:02:21	
4	OHM Rune	3	2	9	22						1/2	1/7	2		3				3 (1)				1	51:50	
6	JØRGENSEN Lars	8	7	10	70					0/1	3/4	4/5	5	1	10		8	1			6	5	9	4:29:16	
7	JENSEN Jesper	7	25	36	69	8/8	100	2/2		3/5	1/2	11/19			1		15	5	7 (3)		2	2	2	3:11:13	
8	RASMUSSEN Lars	7	16	19	84	4/5	80	2/3	6/7		4/4				2			1	1		1		1	2:56:36	
9	CHRISTIANSEN Lars	8	17	35	49	1/4	25	2/2	7/17	1/1	6/11						3	2	2 (3)		2	1		5:01:21	
10	BOLDSEN Joachim	8	28	45	62	1/1	100	5/5	1/4	10/11	0/1	11/23	1		5		13	4	5 (1)		4	2	8	6:05:46	
12	ASMUSSEN Kristian	8															1							2:15:14	
13	SPELLERBERG Bo	8	20	43	47			1/1	0/1	2/3	1/1	16/37	2		1		33	5	13 (10)		1	3	2	4:13:25	
14	KNUDSEN Michael V.	8	39	51	76			32/39	0/2	1/1	6/7	0/2	4		7		13	12	3 (7)		7	3	2	6:13:08	
15	HANSEN Henrik	5	3	6	50					1/1		2/5			1		1		1				1	40:58	
17	STRYGER Søren	8	40	62	65	14/19	74	3/5	11/20	1/1	11/14	0/3	2		2		13	4	1 (3)		3		3	6:09:01	
18	LEEGAARD Per	7	22	47	47					4/6	6/8	1/1	11/32				10	2	6 (7)					2:46:21	
19	NØDDESO Jesper	8	7	10	70			5/8			2/2				4		5		1	2	(1)	1	2	2	2:29:37
Team													3							(5)					
Totals			253	413	61	29/39	74	54/68	33/64	26/33	39/54	72/155	24	1	39		121	39	46 (43)		27	20	34	8:00:00	

No	Name	M	Total			All Saves / Shots									
			P	Saves	Shots	%	7mP	7m%	6mC	Wing	BT	FB	9m	9m%	NS
1	HVIDT Kasper	8	85	237	36	4/20	20	7/31	21/46	8/23	2/16	43/101	43	36/100	36
12	ASMUSSEN Kristian	8	34	115	30	3/16	19	3/17	2/12	4/14	3/9	19/47	40	9/43	21
Totals			119	352	34	7/36	19	10/48	23/58	12/37	5/25	62/148	42	45/143	31

Attacks

Team	All		Player Majority		Player Minority		Position Attacks		FB		Ind. FB		Team FB		TO	TO %
	G/Att.	%	G/Att.	%	G/Att.	%	G/Att.	%	G/Att.	%	G/Att.	%	G/Att.	%		
DEN	253/444	57	54/81	67	20/50	40	214/395	54	39/49	80	11/13	85	28/36	78	89	20

LEGEND

G/S Goals / Shots	% Efficiency	6m 6-metre Shots	7m 7-metre Shots	9m 9-metre Shots
S/S Saves / Shots	Wing Wing Shots	FB Fast Breaks	BT Breakthroughs	EX Exclusions
AS Assists	TF Technical Faults	ST Steals	BS Blocked Shots	TP Time Played
YC Yellow Cards	RC Red Cards	n/a not applicable	PR Placement	MP Matches Played
PR Preliminary Round	QF Quarterfinal	SF Semifinal	GM Gold Medal Match	
2Min 2 Minute Suspensions				



Cumulative Statistics

DEN - Denmark

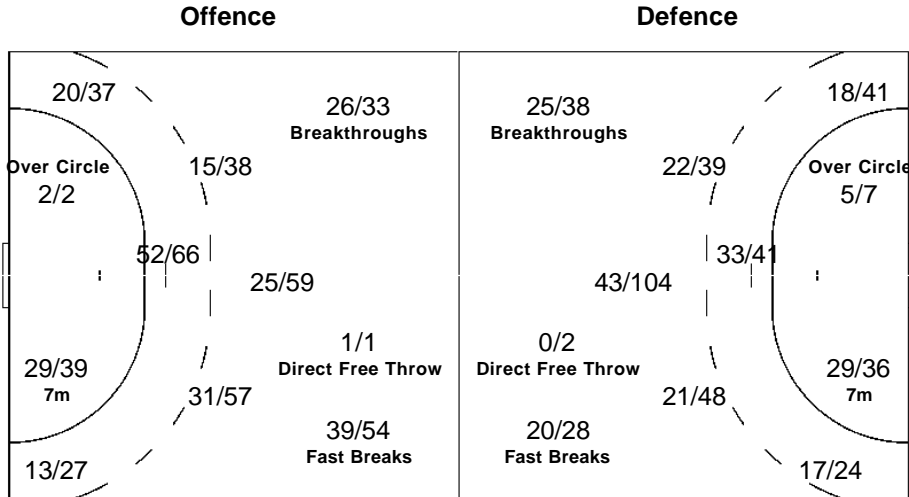
After 8 Matches

OverView of Shot Distribution

Players Goals / Shots

Team		
Goals / Shots		
36/41	6/11	36/38
14/29	0/9	15/25
63/85	19/33	64/79

14-Missed 23-Post 26-Blocked



Goalkeepers Saves / Shots

10/48	6/9	12/44
11/20	16/18	10/21
26/89	6/26	22/77

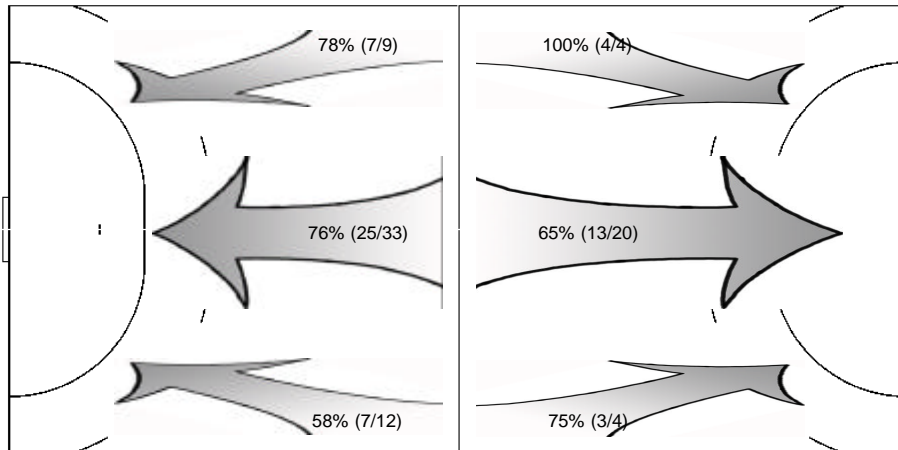
1 HVIDT K

8/31	5/7	7/29
7/15	13/14	6/13
21/60	4/16	14/52

12 ASMUSSEN K

2/17	1/2	5/15
4/5	3/4	4/8
5/29	2/10	8/25

Shot Distribution Fast Breaks



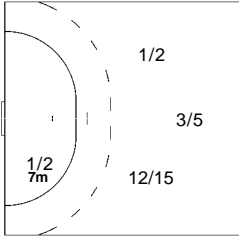


Cumulative Statistics

Players Shot Distribution

Goals / Shots

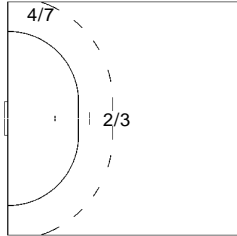
2 MADSEN Lars Møller



	1/1	2/2
2/6		
7/8	1/1	5/5

3-Blocked
0/1 Fast Breaks 1/1 Breakthroughs

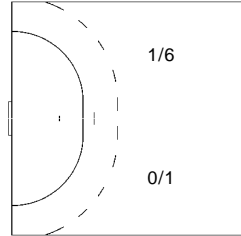
3 AAGAARD Mikkel H.



1/2		1/1
2/2	0/1	0/1
2/2	2/2	1/1

1-Missed 1-Post
3/4 Fast Breaks

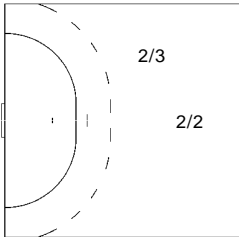
4 OHM Rune



2/2		0/1

1-Missed 2-Post 3-Blocked
1/2 Fast Breaks

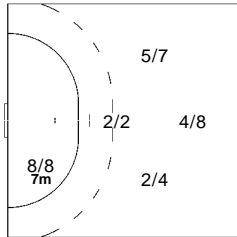
6 JØRGENSEN Lars



1/2	1/1	1/1
0/2		
3/3		1/1

3/4 Fast Breaks 0/1 Breakthroughs

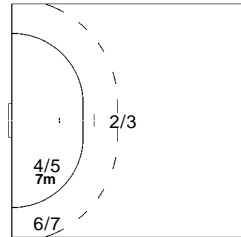
7 JENSEN Jesper



4/4	1/1	4/4
		1/1
7/9	0/2	8/9

2-Missed 1-Post 3-Blocked
1/2 Fast Breaks 3/5 Breakthroughs

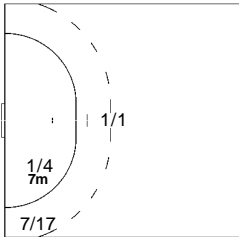
8 RASMUSSEN Lars



2/2	1/2	4/4
5/5	1/1	3/4

1-Post
4/4 Fast Breaks

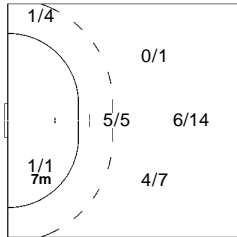
9 CHRISTIANSEN Lars



1/2	0/1	5/5
0/2		0/1
4/9	3/4	4/5

3-Missed 3-Post
6/11 Fast Breaks 1/1 Breakthroughs
1/1 Over Circle

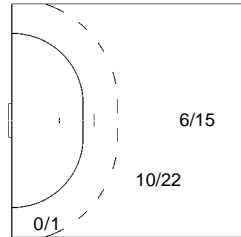
10 BOLDSSEN Joachim



4/4	0/1	5/6
1/1	0/3	3/6
4/7	4/6	7/7

1-Missed 3-Blocked
0/1 Fast Breaks 10/11 Breakthroughs
1/1 Direct Free Throw

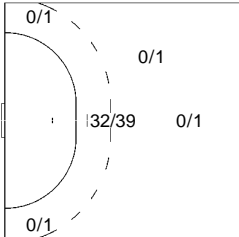
13 SPELLERBERG Bo



1/1		4/4
1/1	0/1	3/3
3/6	0/3	8/10

2-Missed 2-Post 10-Blocked
1/1 Fast Breaks 2/3 Breakthroughs
1/1 Over Circle

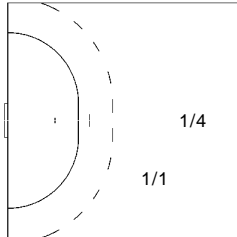
14 KNUDSEN Michael V.



5/5	1/1	5/5
3/5		3/4
9/11	4/6	9/11

2-Missed 1-Post
6/7 Fast Breaks 1/1 Breakthroughs

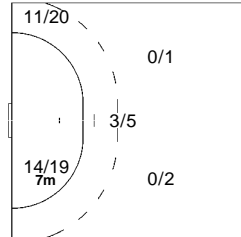
15 HANSEN Henrik



1/1		
		1/1
0/1	1/1	0/1

1-Missed
1/1 Breakthroughs

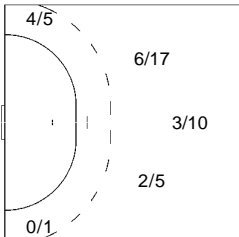
17 STRYGER Søren



9/9	1/2	2/2
0/2	0/1	3/7
10/14	2/3	13/17

5-Post
11/14 Fast Breaks 1/1 Breakthroughs

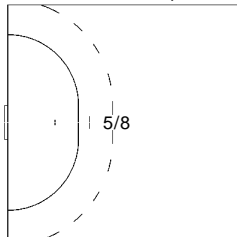
18 LEEGAARD Per



6/7		2/3
5/8	0/3	1/1
5/6	0/3	3/5

1-Missed 6-Post 4-Blocked
1/1 Fast Breaks 6/8 Breakthroughs

19 NØDDESBO Jesper



1/2	0/1	1/1
2/2	1/1	2/2

1-Post
2/2 Fast Breaks



7th MEN'S EUROPEAN HANDBALL CHAMPIONSHIP

EURO2006



Cumulative Statistics

ESP - Spain

After 8 Matches

Coach: PASTOR GOMEZ Juan Carlos

Time outs: 11 Avg. Time outs: 1.4

No	Name	M	Total			All Goals / Shots						Punishments					Offence			Defence			TP	
			Goals	Shots	%	7mP	7m%	6mC	Wing	BT	FB	9m	YC	RC	2M	2+2	EX	AS	R7	TO(TF)	ST	BS		P7
1	HOMBRADOS IBAÑEZ Jose Javier	8															2		1					3:08:43
2	ENTRERRIOS RODRIGUEZ Alberto	7	30	57	53			1/1	1/1	5/8	1/1	22/46	1				21	1	10 (9)	5		1	4:45:38	
3	URIOS FONSECA Rolando	6	29	35	83			27/32	1/1	1/1		0/1	1				10	14	5 (4)				2:31:39	
4	ROCAS COMAS Albert	8	45	56	80	15/16	94	1/1	19/26		10/12	0/1					2	3	5 (3)	3		2	6:44:13	
6	GARABAYA ARENAS Rubén	8	14	16	88			13/15		1/1							1	4	(7)	3	6	3	3:56:22	
8	BELAUSTEGUI RUANO Ion	8	7	19	37						1/2	6/17	3				4	1	(2)	1	2	3	2:54:15	
9	GARRALDA LARUMBE Mateo	3	4	11	36					1/1		3/10	1				9	3	1 (3)		2	1	1:17:02	
10	FIS ROUSSEDUY Julio	8	10	27	37					2/4		8/23					2	2	1 (3)				1:05:39	
11	LOZANO JARQUE Demetrio	2	2	4	50					1/1	1/1	0/2	2	1	3		5		(1)	1		1	59:22	
14	PEREZ MARQUEZ Juan	8	3	4	75			3/4					6		7		1	1	(3)	5	12	5	2:54:42	
15	DAVIS CAMARA David	8	9	13	69			2/2	4/6		3/4	0/1	2		1		5	3	2	7			3:33:07	
16	BARRUFET BOFILL David	8															3		1		1		4:51:17	
17	GARCIA LORENZANA Juan	8	31	42	74	7/8	88	2/3	12/19		10/12		1		2		4	2	3 (1)	4		2	4:27:05	
18	ROMERO FERNANDEZ Iker	7	40	71	56	8/14	57	3/3		5/5	2/4	22/45	4		1		15	1	4 (8)	5	3	1	4:32:26	
19	ORTEGA MARTINEZ Mariano	7	17	33	52			2/2	0/1	3/4	2/3	10/23					22	4	3 (7)	3	1	2	4:26:10	
20	RODRIGUEZ VAQUERO José María	8	14	22	64			2/3		6/6	3/5	3/8					16	2	9 (13)	3		1	3:52:20	
Team																				(3)				
Totals			255	410	62	30/38	79	56/66	37/54	25/31	33/44	74/177	21	1	26		122	41	45 (67)	41	26	22	8:00:00	

No	Name	M	Total			All Saves / Shots									
			Saves	Shots	%	7mP	7m%	6mC	Wing	BT	FB	9m	9m%	NS	NS%
1	HOMBRADOS IBAÑEZ Jose Javier	8	54	143	38	3/10	30	4/18	6/11	3/14	5/18	33/72	46	13/43	30
16	BARRUFET BOFILL David	8	77	219	35	5/12	42	9/43	6/22	4/20	8/27	45/95	47	19/85	22
Totals			131	362	36	8/22	36	13/61	12/33	7/34	13/45	78/167	47	32/128	25

Attacks

Team	All		Player Majority		Player Minority		Position Attacks		FB		Ind. FB		Team FB		TO	TO %
	G/Att.	%	G/Att.	%	G/Att.	%	G/Att.	%	G/Att.	%	G/Att.	%	G/Att.	%		
ESP	255/481	53	39/64	61	17/39	44	222/435	51	33/46	72	20/23	87	13/23	57	112	23

LEGEND

G/S Goals / Shots	% Efficiency	6m 6-metre Shots	7m 7-metre Shots	9m 9-metre Shots
S/S Saves / Shots	Wing Wing Shots	FB Fast Breaks	BT Breakthroughs	EX Exclusions
AS Assists	TF Technical Faults	ST Steals	BS Blocked Shots	TP Time Played
YC Yellow Cards	RC Red Cards	n/a not applicable	PR Placement	MP Matches Played
PR Preliminary Round	QF Quarterfinal	SF Semifinal	GM Gold Medal Match	
2Min 2 Minute Suspensions				



Cumulative Statistics

ESP - Spain

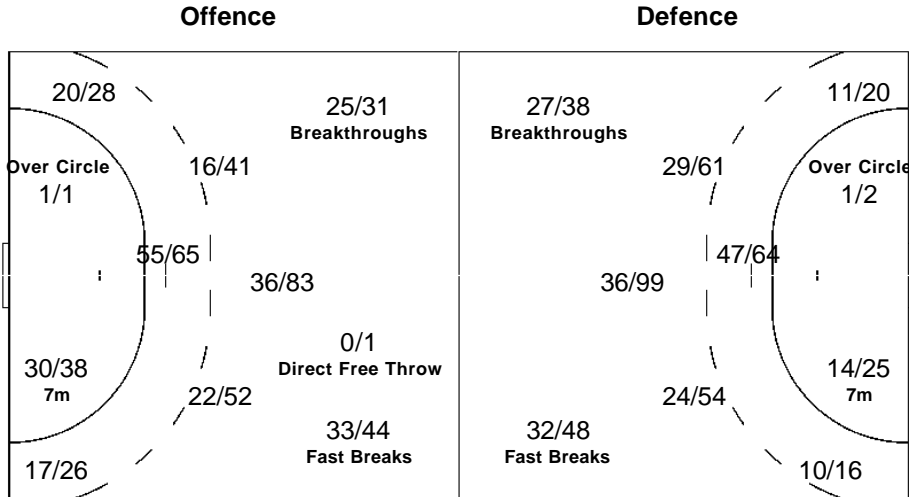
After 8 Matches

OverView of Shot Distribution

Players Goals / Shots

Team		
Goals / Shots		
44/54	7/20	23/32
20/30	1/13	17/25
61/73	22/31	60/66

21-Missed 20-Post 25-Blocked



Goalkeepers Saves / Shots

8/38	3/9	4/25
23/32	13/13	23/30
18/93	18/35	21/87

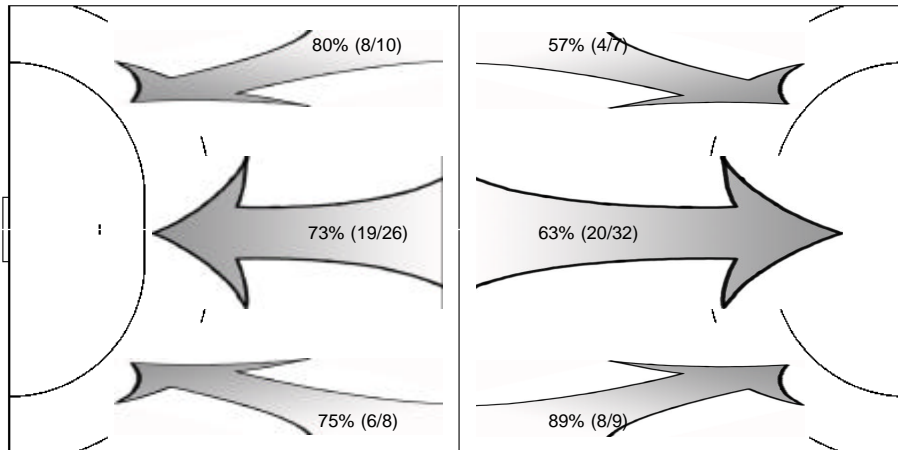
1 HOMBRADOS IBAÑEZ J

6/14	3/6	3/12
12/16	1/1	4/6
4/29	8/16	13/43

16 BARRUFET BOFILL D

2/24	0/3	1/13
11/16	12/12	19/24
14/64	10/19	8/44

Shot Distribution Fast Breaks



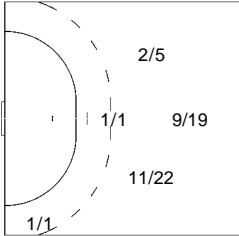


Cumulative Statistics

Players Shot Distribution

Goals / Shots

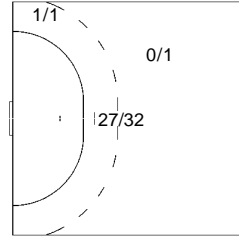
2 ENTRERRIOS RODRIGUEZ Alberto



8/10	1/3	5/6
2/3	0/3	4/5
4/8	2/3	4/4

4-Missed 3-Post 5-Blocked
1/1 Fast Breaks 5/8 Breakthroughs

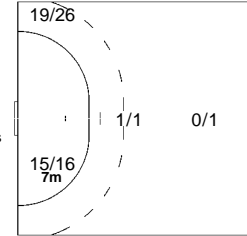
3 URIOS FONSECA Rolando



1/1	2/3	3/3
1/1	1/1	
14/14	2/4	5/6

1-Missed 1-Blocked
1/1 Breakthroughs

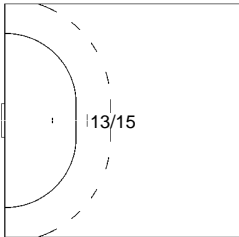
4 ROCAS COMAS Albert



12/13	1/3	
4/5		2/2
11/11	4/5	11/11

2-Missed 4-Post
10/12 Fast Breaks

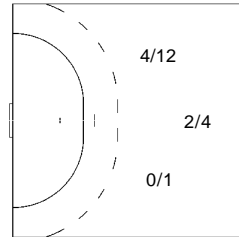
6 GARABAYA ARENAS Rubén



2/3	1/1	2/2
1/1		0/1
4/4		4/4

1/1 Breakthroughs

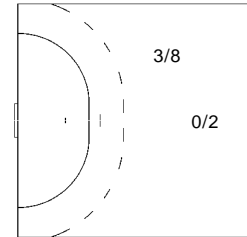
8 BELAUSTEGUI RUANO Ion



1/2	1/1	0/1
1/2	0/2	
2/3	0/2	2/4

1-Post 1-Blocked
1/2 Fast Breaks

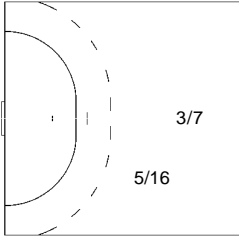
9 GARRALDA LARUMBE Mateo



		1/2
1/2		0/1
2/3		

1-Missed 1-Post 1-Blocked
1/1 Breakthroughs

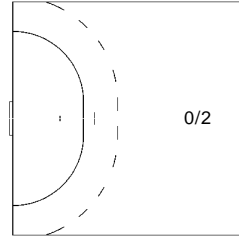
10 FIS ROUSSEDUY Julio



2/2	0/2	1/3
1/3	0/1	1/3
2/2		3/4

2-Missed 3-Post 2-Blocked
2/4 Breakthroughs

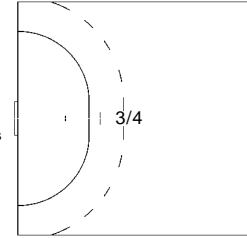
11 LOZANO JARQUE Demetrio



0/1		2/2

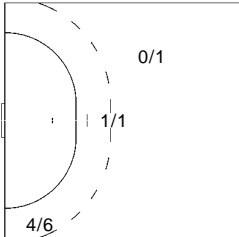
1-Blocked
1/1 Fast Breaks 1/1 Breakthroughs

14 PEREZ MARQUEZ Juan



	0/1	
	1/1	2/2

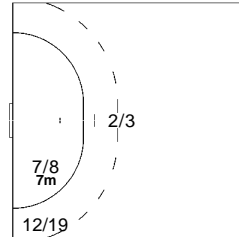
15 DAVIS CAMARA David



1/1	0/3	1/1
1/1		3/3
1/1		2/2

1-Missed
3/4 Fast Breaks
1/1 Over Circle

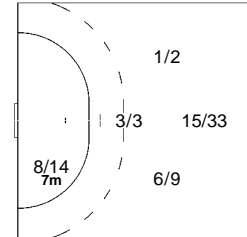
17 GARCIA LORENZANA Juan



5/6	1/2	4/4
1/2	0/1	2/3
3/5	4/5	11/11

2-Missed 1-Post
10/12 Fast Breaks

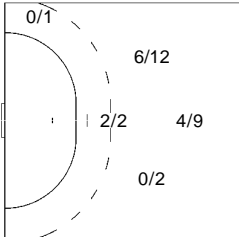
18 ROMERO FERNANDEZ Iker



9/11	0/1	3/5
5/7		2/3
9/10	4/4	8/9

6-Missed 5-Post 10-Blocked
2/4 Fast Breaks 5/5 Breakthroughs
0/1 Direct Free Throw

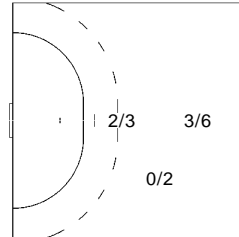
19 ORTEGA MARTINEZ Mariano



2/4	0/1	2/4
1/1	0/1	2/3
3/4	3/4	4/5

2-Post 4-Blocked
2/3 Fast Breaks 3/4 Breakthroughs

20 RODRIGUEZ VAQUERO José María



1/1		1/1
1/2	0/3	1/1
6/7	2/3	2/2

2-Missed
3/5 Fast Breaks 6/6 Breakthroughs



7th MEN'S EUROPEAN HANDBALL CHAMPIONSHIP

EURO2006



Cumulative Statistics

FRA - France

After 8 Matches

Coach: ONESTA Claude

Time outs: 8 Avg. Time outs: 1.0

No	Name	M	Total			All Goals / Shots						Punishments				Offence			Defence			TP		
			Goals	Shots	%	7mP	7m%	6mC	Wing	BT	FB	9m	YC	RC	2M	2+2	EX	AS	R7	TO(TF)	ST		BS	P7
1	PLOQUIN Yohann	8															1							1:23:13
2	FERNANDEZ Jerome	8	32	59	54	2/2	100	1/1	1/1	7/10	1/1	20/44	1		2		8	1	4 (5)	3			4:24:04	
3	DINART Didier	8	6	9	67			2/2			4/6	0/1	3		2		3		(1)	5	19	6	3:37:32	
4	KRANTZ Geoffroy	1																					8:03	
5	GILLE Guillaume	8	14	27	52			2/2		4/5		8/20	2	1	3		16	7	4 (6)	2	1	5	3:45:42	
6	GILLE Bertrand	8	22	34	65			16/24		2/2	4/7	0/1	3		6		10	8	1 (4)	8	4	3	5:39:37	
8	NARCISSE Daniel	8	18	33	55			2/2		5/6	1/1	10/24	3				6	1	5 (2)	1	1		1:51:00	
11	GIRAULT Olivier	8	14	22	64	3/5	60	1/1	6/11	1/1	3/4		1	1			5	2	3 (2)	5		2	3:27:21	
12	KARABOUE Daouda																							
13	KARABATIC Nikola	8	40	72	56	0/1	0	3/4		11/15	4/5	22/47	5		4		14	5	10 (7)	10	4	3	6:18:05	
14	KEMPE Christophe	8	7	9	78			7/8			0/1						1	1	(4)	1		1	1:34:49	
16	OMEYER Thierry	8															2						6:36:47	
18	ABATI Joel	8	32	55	58	5/10	50	1/1	5/7	2/2	7/9	12/26	3		5		15	3	4 (1)	2	1	6	6:37:55	
19	ABALO Luc	8	23	45	51			0/1	10/20	5/5	8/13	0/6	1	1			5	4	1 (3)	5		1	4:53:34	
21	GUIGOU Michael	7	27	39	69	12/15	80	3/3	4/5	4/5	3/5	1/6	1	1			7	1	3 (3)	4		1	4:42:01	
23	BOSQUET Sebastien	8	8	22	36			2/2		1/3	1/1	4/16					2		3 (4)	1		1	1:00:17	
Team													4						(2)					
Totals			243	426	57	22/33	67	40/51	26/44	42/54	36/53	77/191	27	1	25		95	33	38 (44)	47	30	29	8:00:00	

No	Name	M	Total			All Saves / Shots									
			Saves	Shots	%	7mP	7m%	6mC	Wing	BT	FB	9m	9m%	NS	NS%
1	PLOQUIN Yohann	8	28	61	46	2/7	29	6/14	3/7	0/1	1/2	16/30	53	9/22	41
12	KARABOUE Daouda	8													
16	OMEYER Thierry	8	99	258	38	2/19	11	9/39	19/35	3/19	4/33	62/113	55	31/93	33
Totals			127	319	40	4/26	15	15/53	22/42	3/20	5/35	78/143	55	40/115	35

Attacks

Team	All		Player Majority		Player Minority		Position Attacks		FB		Ind. FB		Team FB		TO	TO %
	G/Att.	%	G/Att.	%	G/Att.	%	G/Att.	%	G/Att.	%	G/Att.	%	G/Att.	%		
FRA	243/459	53	40/61	66	20/37	54	207/409	51	36/50	72	17/24	71	19/26	73	82	18

LEGEND									
G/S	Goals / Shots	%	Efficiency	6m	6-metre Shots	7m	7-metre Shots	9m	9-metre Shots
S/S	Saves / Shots	Wing	Wing Shots	FB	Fast Breaks	BT	Breakthroughs	EX	Exclusions
AS	Assists	TF	Technical Faults	ST	Steals	BS	Blocked Shots	TP	Time Played
YC	Yellow Cards	RC	Red Cards	n/a	not applicable	PR	Placement	MP	Matches Played
PR	Preliminary Round	QF	Quarterfinal	SF	Semifinal	GM	Gold Medal Match		
2Min	2 Minute Suspensions								



Cumulative Statistics

FRA - France

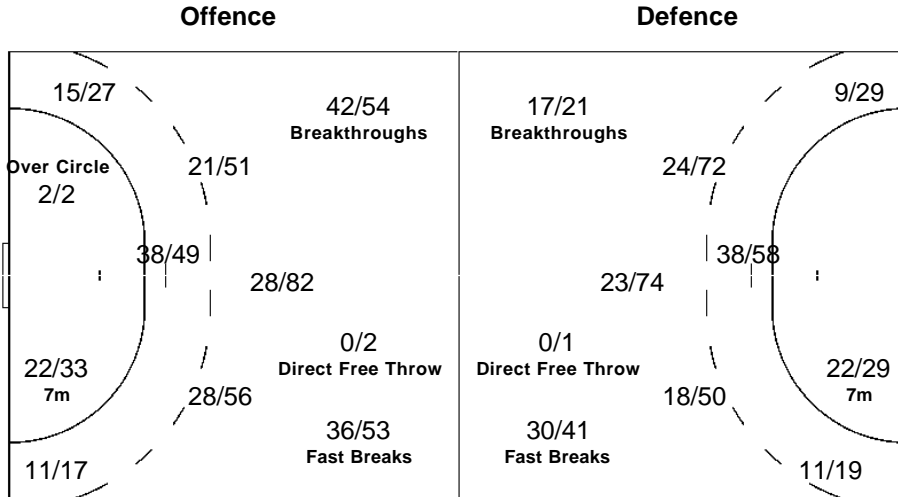
After 8 Matches

OverView of Shot Distribution

Players Goals / Shots

Team		
Goals / Shots		
21/23	5/10	26/31
23/42	0/15	11/36
72/86	16/28	69/87

29-Missed 18-Post 21-Blocked



Goalkeepers Saves / Shots

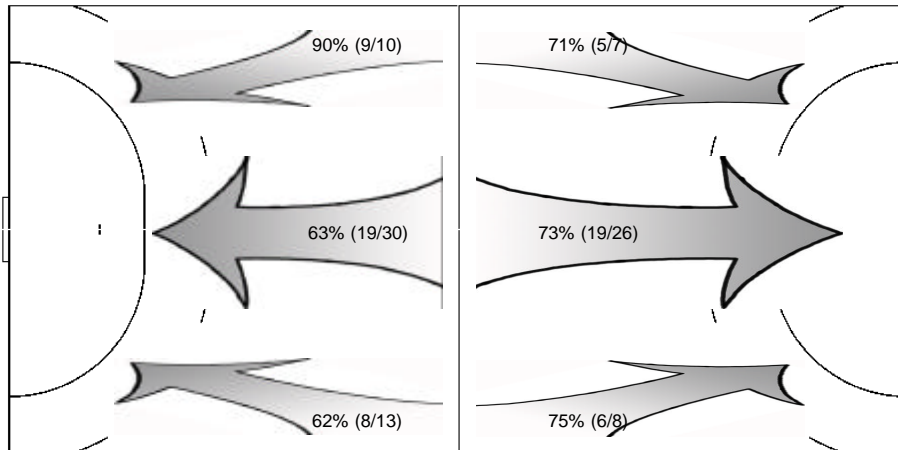
17/54	19/26	16/34
20/38	10/10	12/21
14/57	8/23	11/56

1 PLOQUIN Y

4/9	6/8	4/6
5/8	3/3	2/7
1/10	0/1	3/9

12 KARABOUE D

Shot Distribution Fast Breaks



16 OMEYER T

13/45	13/18	12/28
15/30	7/7	10/14
13/47	8/22	8/47

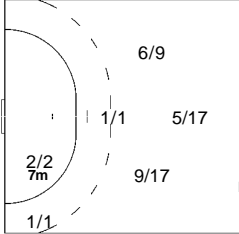


Cumulative Statistics

Players Shot Distribution

Goals / Shots

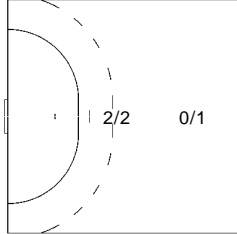
2 FERNANDEZ Jerome



4/4	1/1	
4/8	0/3	0/1
18/23		5/11

3-Missed 2-Post 3-Blocked
 1/1 Fast Breaks 7/10 Breakthroughs
 0/1 Direct Free Throw

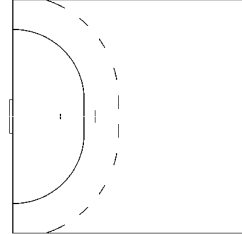
3 DINART Didier



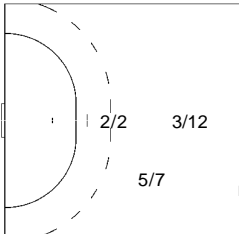
1/1		
1/1	0/1	0/1
2/2	1/1	1/1

1-Post
 4/6 Fast Breaks

4 KRANTZ Geoffroy



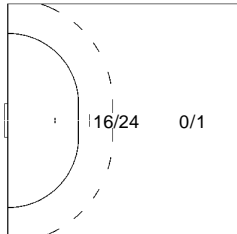
5 GILLE Guillaume



1/1		5/6
2/2	0/1	0/1
2/3	0/2	4/5

2-Post 4-Blocked
 4/5 Breakthroughs
 0/1 Direct Free Throw

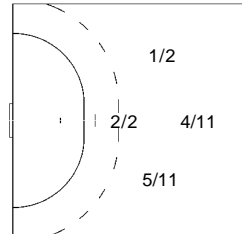
6 GILLE Bertrand



3/7	0/1	1/4
6/7	2/2	10/11

1-Missed 1-Post
 4/7 Fast Breaks 2/2 Breakthroughs

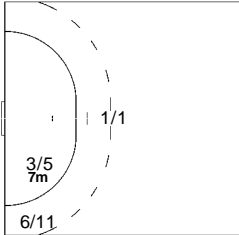
8 NARCISSE Daniel



		5/6
	0/1	3/5
1/3	1/1	8/10

6-Missed 1-Blocked
 1/1 Fast Breaks 5/6 Breakthroughs

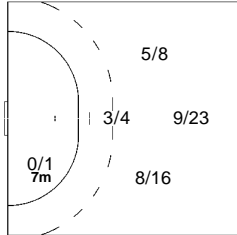
11 GIRAULT Olivier



1/1	1/4	3/4
1/1	0/1	
1/1	1/1	6/6

1-Missed 2-Post
 3/4 Fast Breaks 1/1 Breakthroughs

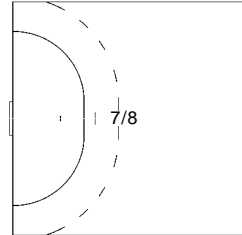
13 KARABATIC Nikola



1/1	2/3	3/4
4/5	0/3	0/3
12/13	5/9	13/15

3-Missed 7-Post 6-Blocked
 4/5 Fast Breaks 11/15 Breakthroughs

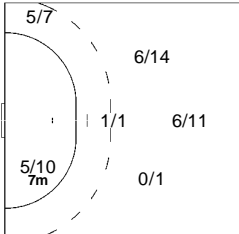
14 KEMPE Christophe



1/1		1/1
1/1		0/1
4/5		

0/1 Fast Breaks

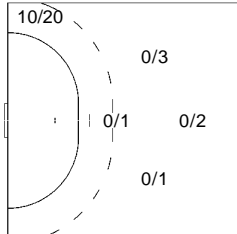
18 ABATI Joel



1/2	1/1	0/1
4/6	0/1	3/9
8/10	3/4	12/14

6-Missed 1-Blocked
 7/9 Fast Breaks 2/2 Breakthroughs

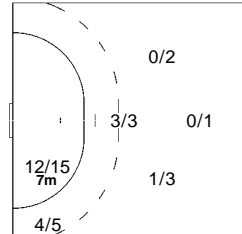
19 ABALO Luc



3/4	0/1	2/2
2/8	0/1	1/3
9/10	1/3	5/6

5-Missed 1-Post 1-Blocked
 8/13 Fast Breaks 5/5 Breakthroughs

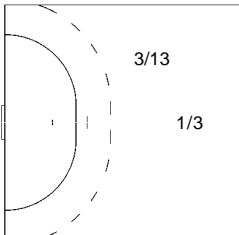
21 GUIGOU Michael



6/6		7/7
1/3		3/5
7/7	0/1	3/5

4-Missed 1-Post
 3/5 Fast Breaks 4/5 Breakthroughs

23 BOSQUET Sebastien



2/2		
	0/2	0/3
2/2	2/4	2/3

1-Post 5-Blocked
 1/1 Fast Breaks 1/3 Breakthroughs
 2/2 Over Circle



7th MEN'S EUROPEAN HANDBALL CHAMPIONSHIP

EURO2006



Cumulative Statistics

GER - Germany

After 7 Matches

Coach: BRAND Heiner

Time outs: 7 Avg. Time outs: 1.0

No	Name	M	Total			All Goals / Shots							Punishments				Offence			Defence			TP							
			Goals	Shots	%	7mP	7m%	6mC	Wing	BT	FB	9m	YC	RC	2M	2+2	EX	AS	R7	TO(TF)	ST	BS		P7						
1	FRITZ Henning	7															1						1							4:53:15
2	HENS Pascal	7	31	61	51			1/1		1/1	3/3	26/56	2		2				17	1	5 (5)	3					5		5:42:19	
3	von BEHREN Frank	7	11	24	46			1/1		0/1	0/2	10/20	1					10	1	4 (4)	1	2	1						2:50:17	
4	ROGGISCH Oliver	7	4	5	80			0/1		1/1	3/3		5		6			1							2	7	9		2:31:57	
5	KLEIN Dominik	4	6	7	86	1/1	100	1/1	1/2		3/3								1	1		2					1		4:2:16	
8	PREISS Sebastian	7	15	18	83					0/1		3/3	0/1			3			4		1 (1)	3	7	2					2:52:59	
11	HEGEMANN Michael	7	3	5	60							2/2	1/3			4			3		1	4	1	5					1:18:33	
12	BITTER Johannes	7																	2		1									2:06:45
13	KRAUS Michael	7	17	39	44			3/3	2/3	2/2	3/3	7/28						5	4	3 (2)	1								2:49:34	
14	ZEITZ Christian	7	32	71	45			3/3	4/4	6/8	3/4	16/52	2		3			10	2	14 (4)	7	2	2						4:55:08	
15	JANSEN Torsten	7	25	39	64	3/5	60	2/4	8/14	1/2	10/11	1/3	3		3			15	3	1 (1)	7	1	1						5:52:16	
17	KLIMOVETS Andrej	7	27	36	75			21/26	0/1	1/1	3/3	2/5	4		8			10	4	(2)	2	8	11						4:32:48	
19	KEHRMANN Florian	7	39	66	59	5/10	50	3/6	13/24		16/19	2/7			5			5	5	3 (4)	2		4						6:29:33	
21	SPRENGER Christian	3	1	2	50				1/1			0/1						1												22:51
24	MICHEL Volker	7	12	22	55	3/5	60		1/1	1/1		7/15			1			7		3 (2)			1						59:29	
Team													3																	
Totals			223	395	56	12/21	57	47/59	30/51	13/17	49/56	72/191	21		35			91	21	37 (25)	34	28	42							7:00:00

No	Name	M	Total			All Saves / Shots									
			Saves	Shots	%	7mP	7m%	6mC	Wing	BT	FB	9m	9m%	NS	NS%
1	FRITZ Henning	7	67	205	33	7/23	30	7/36	7/21	2/14	4/27	40/84	48	16/71	23
12	BITTER Johannes	7	35	90	39	2/17	12	1/7	4/13	1/10	3/10	24/33	73	6/30	20
Totals			102	295	35	9/40	23	8/43	11/34	3/24	7/37	64/117	55	22/101	22

Attacks

Team	All		Player Majority		Player Minority		Position Attacks		FB		Ind. FB		Team FB		TO	TO %
	G/Att.	%	G/Att.	%	G/Att.	%	G/Att.	%	G/Att.	%	G/Att.	%	G/Att.	%		
GER	223/404	55	18/38	47	29/50	58	174/342	51	49/62	79	25/29	86	24/33	73	62	15

LEGEND

G/S Goals / Shots	% Efficiency	6m 6-metre Shots	7m 7-metre Shots	9m 9-metre Shots
S/S Saves / Shots	Wing Wing Shots	FB Fast Breaks	BT Breakthroughs	EX Exclusions
AS Assists	TF Technical Faults	ST Steals	BS Blocked Shots	TP Time Played
YC Yellow Cards	RC Red Cards	n/a not applicable	PR Placement	MP Matches Played
PR Preliminary Round	QF Quarterfinal	SF Semifinal	GM Gold Medal Match	
2Min 2 Minute Suspensions				



Cumulative Statistics

GER - Germany


After 7 Matches

OverView of Shot Distribution

Players Goals / Shots

Team		
Goals / Shots		
32/43	6/11	20/30
22/38	1/7	16/32
67/82	17/24	42/50

27-Missed 24-Post 27-Blocked



Goalkeepers Saves / Shots

2/36	12/17	4/15
12/24	9/9	11/21
13/70	12/23	27/80

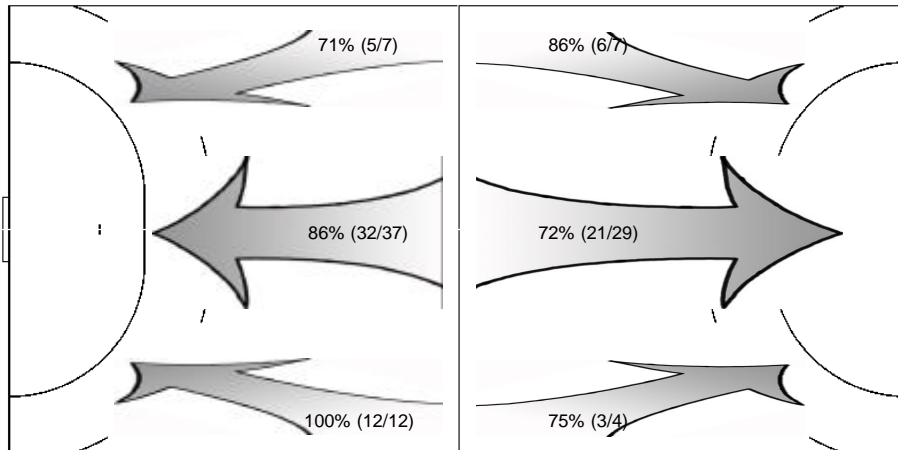
1 FRITZ H

2/30	9/14	4/11
11/19	8/8	9/18
5/47	8/17	11/41

12 BITTER J

0/6	3/3	0/4
1/5	1/1	2/3
8/23	4/6	16/39

Shot Distribution Fast Breaks



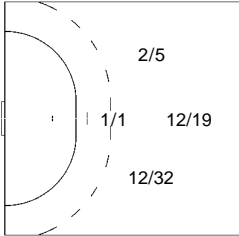


Cumulative Statistics

Players Shot Distribution

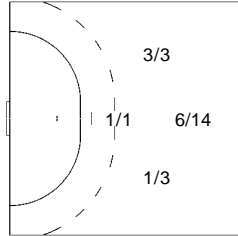
Goals / Shots

2 HENS Pascal



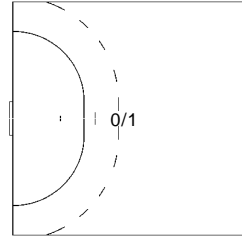
6/11		2/3
3/4		2/5
8/10	1/1	9/10
9-Missed 3-Post 5-Blocked		
3/3 Fast Breaks		1/1 Breakthroughs

3 von BEHREN Frank



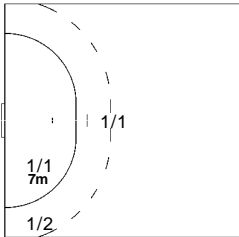
2/2		2/2
3/4	0/1	
4/7		
3-Missed 3-Post 2-Blocked		
0/2 Fast Breaks		0/1 Breakthroughs

4 ROGGISCH Oliver



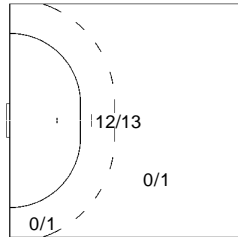
2/2	1/1	
1/1		0/1
3/3 Fast Breaks		
1/1 Breakthroughs		

5 KLEIN Dominik



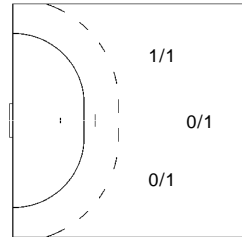
0/1		3/3
		1/1
	1/1	1/1
3/3 Fast Breaks		

8 PREISS Sebastian



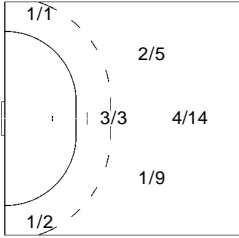
1/1		2/3
0/2		
5/5	2/2	5/5
3/3 Fast Breaks		

11 HEGEMANN Michael



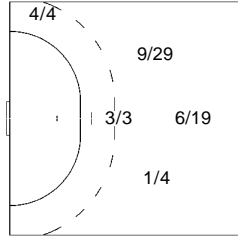
		1/1
0/1		0/1
2/2		
2/2 Fast Breaks		

13 KRAUS Michael



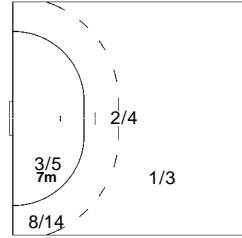
1/2		2/2
2/4	0/1	1/3
6/7	3/3	2/5
4-Missed 3-Post 5-Blocked		
3/3 Fast Breaks		2/2 Breakthroughs

14 ZEITZ Christian



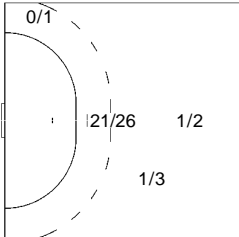
5/7	1/2	2/6
2/4	0/1	5/10
8/10	5/5	4/6
4-Missed 3-Post 13-Blocked		
3/4 Fast Breaks		6/8 Breakthroughs

15 JANSEN Torsten



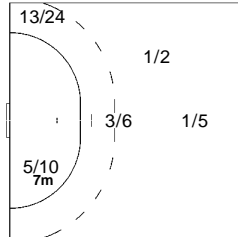
4/4	1/1	1/1
3/5	1/2	2/2
9/10	0/1	4/4
5-Missed 4-Post		
10/11 Fast Breaks		1/2 Breakthroughs

17 KLIMOVETS Andrej



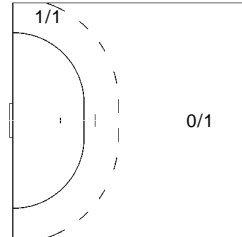
4/4	2/4	3/5
5/7		1/1
7/8	1/1	4/4
2-Post		
3/3 Fast Breaks		1/1 Breakthroughs

19 KEHRMANN Florian



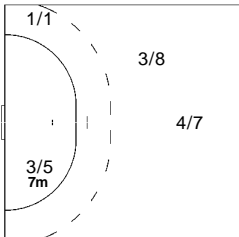
5/7	1/2	1/3
2/3	0/2	1/3
16/20	2/7	11/12
1-Missed 5-Post 1-Blocked		
16/19 Fast Breaks		

21 SPRENGER Christian



1/1		
0/1		

24 MICHEL Volker



1/1	0/1	1/1
1/2		3/5
2/3	2/3	2/3
1-Missed 1-Post 1-Blocked		
1/1 Breakthroughs		



7th MEN'S EUROPEAN HANDBALL CHAMPIONSHIP

EURO2006



Cumulative Statistics

HUN - Hungary

After 3 Matches

Coach: SKALICZKY László

Time outs: 4 Avg. Time outs: 1.3

No	Name	M	Total			All Goals / Shots						Punishments					Offence			Defence			TP			
			P	Goals	Shots	%	7mP	7m%	6mC	Wing	BT	FB	9m	YC	RC	2M	2+2	EX	AS	R7	TO(TF)	ST		BS	P7	
1	MIKLER Roland	1																								32:14
2	BUDAY Dániel	3	21	35	60	7/9	78		3/4	5/5	2/2	4/15	1	2			1	1	2 (1)	2	2	1			2:23:26	
3	ILYÉS Ferenc	3	3	15	20			0/1	0/1	1/1		2/12	2	1			2		2			1			1:54:50	
4	CSÁSZÁR Gábor	3	0	7	0	0/4	0					0/3					1		1 (1)						23:18	
5	JÓZSA Máté	2	2	3	67			2/2	0/1								1	1	1			1		1	38:08	
7	GÁL Gyula	3	17	22	77			10/14	5/6		1/1	1/1	1	1	1		2	5	2 (2)			2			1:35:44	
8	IVÁNCSEK Gergő	3	12	22	55			2/2	9/14		1/1	0/5					1	1	3				1		2:24:30	
9	IVÁNCSEK Tamás	3	8	14	57	0/1	0		2/5		5/7	1/1	1					1	(1)	2		2			1:44:43	
11	LENDVAY Péter	3	1	3	33							1/3			1				1 (2)	1		1			29:56	
12	FAZEKAS Nándor	2															3								1:50:45	
16	SZENTE Gábor	3																	1						37:01	
17	LALUSKA Balázs	3	4	12	33			0/1		0/1		4/10			2		4		5 (3)	1	1	1			1:29:52	
18	TÖRŐ Szabolcs	3	2	5	40				0/3		2/2								1						35:30	
19	NAGY László	3	10	19	53			3/4	2/2			5/13	2	2			5	3	7		4	4	3		2:41:08	
23	HARSÁNYI Gergely	3	3	5	60			0/1		3/3	0/1								(2)				1		1:14:48	
25	ZUBAI Szabolcs	1	1	1	100						1/1		1						(1)	2					24:07	
Team																				(1)						
Totals			84	163	52	7/14	50	17/25	21/36	9/10	12/15	18/63	8	1	12			20	12	25 (14)	13	8	13			3:00:00

No	Name	M	Total			All Saves / Shots									
			P	Saves	Shots	%	7mP	7m%	6mC	Wing	BT	FB	9m	9m%	NS
1	MIKLER Roland	1	9	26	35	0/2	0	2/8	4/4	0/2	1/3	2/7	29	6/14	43
12	FAZEKAS Nándor	1	23	75	31	2/8	25	2/10	3/16	0/2	3/8	13/31	42	5/28	18
16	SZENTE Gábor	1	10	30	33	0/3	0	0/5	2/5	0/1	1/4	7/12	58	2/11	18
Totals			42	131	32	2/13	15	4/23	9/25	0/5	5/15	22/50	44	13/53	25

Attacks

Team	All		Player Majority		Player Minority		Position Attacks		FB		Ind. FB		Team FB		TO	TO %
	G/Att.	%	G/Att.	%	G/Att.	%	G/Att.	%	G/Att.	%	G/Att.	%	G/Att.	%		
HUN	84/175	48	17/37	46	6/14	43	72/161	45	12/14	86	9/10	90	3/4	75	39	22

LEGEND

G/S	Goals / Shots	%	Efficiency	6m	6-metre Shots	7m	7-metre Shots	9m	9-metre Shots
S/S	Saves / Shots	Wing	Wing Shots	FB	Fast Breaks	BT	Breakthroughs	EX	Exclusions
AS	Assists	TF	Technical Faults	ST	Steals	BS	Blocked Shots	TP	Time Played
YC	Yellow Cards	RC	Red Cards	n/a	not applicable	PR	Placement	MP	Matches Played
PR	Preliminary Round	QF	Quarterfinal	SF	Semifinal	GM	Gold Medal Match		
2Min	2 Minute Suspensions								



Cumulative Statistics

HUN - Hungary

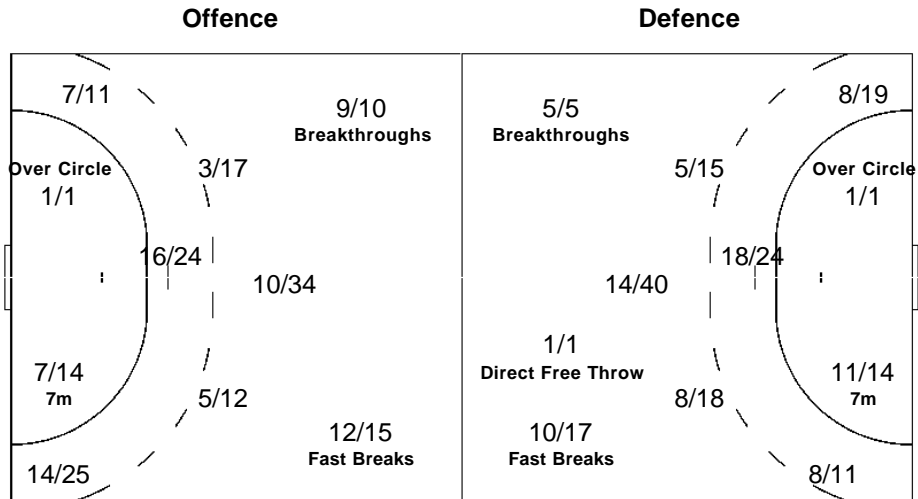
After 3 Matches

OverView of Shot Distribution

Players Goals / Shots

Team		
Goals / Shots		
7/9	3/3	10/14
8/13	0/14	7/9
21/33	3/4	25/30

13-Missed 13-Post 8-Blocked



Goalkeepers Saves / Shots

1/8	4/7	2/15
6/7	11/11	5/14
8/37	3/11	2/21

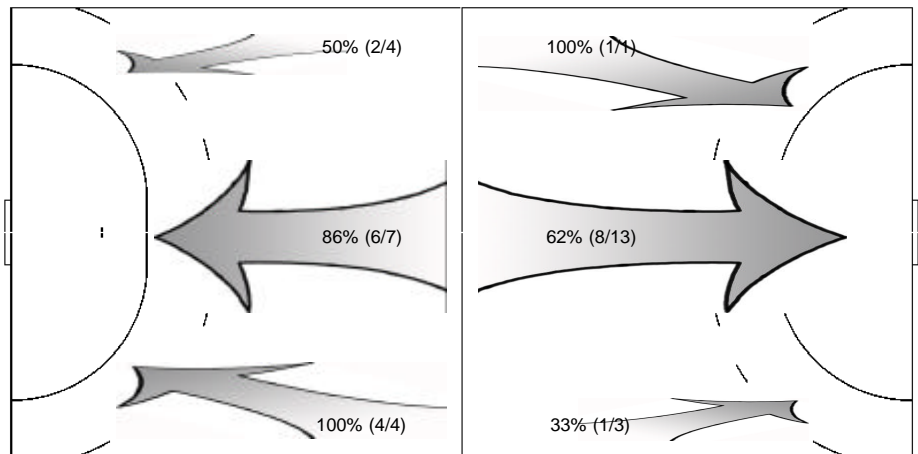
1 MIKLER R

0/1	0/2	
1/1		0/2
5/8	1/2	2/10

12 FAZEKAS N

1/6	4/4	1/12
3/4	9/9	3/7
2/20	0/5	0/8

Shot Distribution Fast Breaks



16 SZENTE G

0/1	0/1	1/3
2/2	2/2	2/5
1/9	2/4	0/3

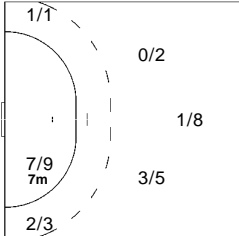


Cumulative Statistics

Players Shot Distribution

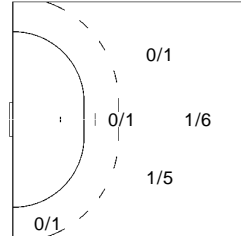
Goals / Shots

2 BUDAY Dániel



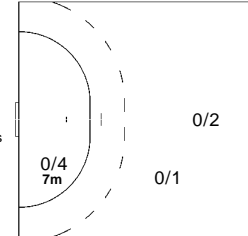
3/4		3/3
3/4	0/2	2/2
5/6		5/7
3-Missed 2-Post 2-Blocked		
2/2 Fast Breaks		5/5 Breakthroughs

3 ILYÉS Ferenc



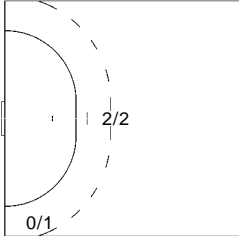
		0/2
0/1	0/1	
1/5		2/2
2-Missed 2-Post		
1/1 Breakthroughs		

4 CSÁSZÁR Gábor



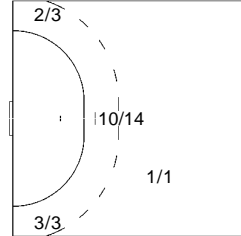
		0/1
	0/2	
0/1		
2-Missed 1-Post		

5 JÓZSA Máté



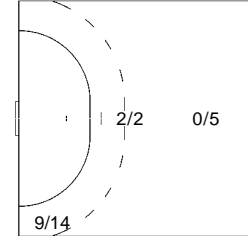
1/2		
		1/1

7 GÁL Gyula



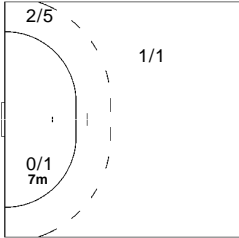
1/1	2/2	2/2
4/4	0/2	2/2
3/3		3/4
1-Missed 1-Post		
1/1 Fast Breaks		

8 IVÁNCSIK Gergő



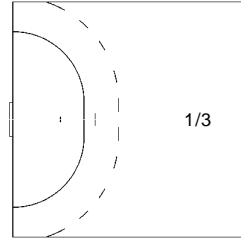
1/1	1/1	2/3
0/1		1/2
1/2		6/6
2-Missed 3-Post 1-Blocked		
1/1 Fast Breaks		

9 IVÁNCSIK Tamás



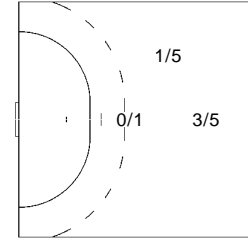
2/2		
	0/3	1/1
4/5	1/1	
1-Missed 1-Blocked		
5/7 Fast Breaks		

11 LENDVAY Péter



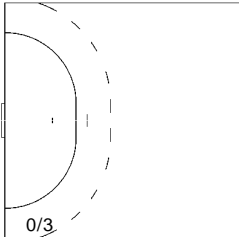
		1/1
0/1		
1-Missed		

17 LALUSKA Balázs



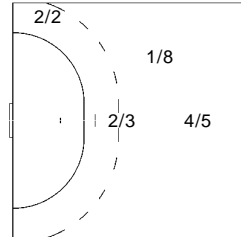
		1/1
	0/1	1/1
1/1	0/1	1/1
1-Missed 3-Post 2-Blocked		
0/1 Breakthroughs		

18 TÖRŐ Szabolcs



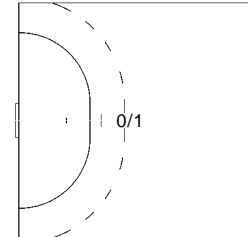
0/1		
2/3		0/1
2/2 Fast Breaks		

19 NAGY László



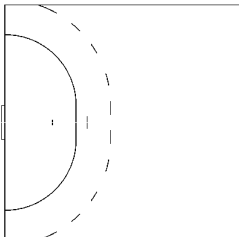
		1/1
	0/3	0/1
3/6	2/2	4/5
1-Blocked		
1/1 Over Circle		

23 HARSÁNYI Gergely



1/1		2/2
1-Post 1-Blocked		
0/1 Fast Breaks		3/3 Breakthroughs

25 ZUBAI Szabolcs



		1/1
1/1 Fast Breaks		



7th MEN'S EUROPEAN HANDBALL CHAMPIONSHIP

EURO2006



Cumulative Statistics

HUN - Hungary

After 3 Matches

Coach: SKALICZKY László

Time outs: 4 Avg. Time outs: 1.3

No	Name	M	Total			All Goals / Shots						Punishments					Offence			Defence			TP			
			P	Goals	Shots	%	7mP	7m%	6mC	Wing	BT	FB	9m	YC	RC	2M	2+2	EX	AS	R7	TO(TF)	ST		BS	P7	
1	MIKLER Roland	1																								32:14
2	BUDAY Dániel	3	21	35	60	7/9	78		3/4	5/5	2/2	4/15	1	2			1	1	2 (1)	2	2	1			2:23:26	
3	ILYÉS Ferenc	3	3	15	20			0/1	0/1	1/1		2/12	2	1			2		2			1			1:54:50	
4	CSÁSZÁR Gábor	3	0	7	0	0/4	0					0/3					1		1 (1)						23:18	
5	JÓZSA Máté	2	2	3	67			2/2	0/1								1	1	1		1		1		38:08	
7	GÁL Gyula	3	17	22	77			10/14	5/6		1/1	1/1	1	1	1		2	5	2 (2)			2			1:35:44	
8	IVÁNCSIK Gergő	3	12	22	55			2/2	9/14		1/1	0/5					1	1	3				1		2:24:30	
9	IVÁNCSIK Tamás	3	8	14	57	0/1	0		2/5		5/7	1/1	1					1	(1)	2	2	2			1:44:43	
11	LENDVAY Péter	3	1	3	33							1/3			1				1 (2)	1		1			29:56	
12	FAZEKAS Nándor	2															3								1:50:45	
16	SZENTE Gábor	3																	1						37:01	
17	LALUSKA Balázs	3	4	12	33			0/1		0/1		4/10			2		4		5 (3)	1	1	1			1:29:52	
18	TÖRÖ Szabolcs	3	2	5	40				0/3		2/2								1						35:30	
19	NAGY László	3	10	19	53			3/4	2/2			5/13	2	2			5	3	7	4	4	3			2:41:08	
23	HARSÁNYI Gergely	3	3	5	60			0/1		3/3	0/1								(2)				1		1:14:48	
25	ZUBAI Szabolcs	1	1	1	100						1/1		1						(1)	2					24:07	
Team																				(1)						
Totals			84	163	52	7/14	50	17/25	21/36	9/10	12/15	18/63	8	1	12			20	12	25 (14)	13	8	13			3:00:00

No	Name	M	Total			All Saves / Shots									
			P	Saves	Shots	%	7mP	7m%	6mC	Wing	BT	FB	9m	9m%	NS
1	MIKLER Roland	1	9	26	35	0/2	0	2/8	4/4	0/2	1/3	2/7	29	6/14	43
12	FAZEKAS Nándor	1	23	75	31	2/8	25	2/10	3/16	0/2	3/8	13/31	42	5/28	18
16	SZENTE Gábor	1	10	30	33	0/3	0	0/5	2/5	0/1	1/4	7/12	58	2/11	18
Totals			42	131	32	2/13	15	4/23	9/25	0/5	5/15	22/50	44	13/53	25

Attacks

Team	All		Player Majority		Player Minority		Position Attacks		FB		Ind. FB		Team FB		TO	TO %
	G/Att.	%	G/Att.	%	G/Att.	%	G/Att.	%	G/Att.	%	G/Att.	%	G/Att.	%		
HUN	84/175	48	17/37	46	6/14	43	72/161	45	12/14	86	9/10	90	3/4	75	39	22

LEGEND

G/S	Goals / Shots	%	Efficiency	6m	6-metre Shots	7m	7-metre Shots	9m	9-metre Shots
S/S	Saves / Shots	Wing	Wing Shots	FB	Fast Breaks	BT	Breakthroughs	EX	Exclusions
AS	Assists	TF	Technical Faults	ST	Steals	BS	Blocked Shots	TP	Time Played
YC	Yellow Cards	RC	Red Cards	n/a	not applicable	PR	Placement	MP	Matches Played
PR	Preliminary Round	QF	Quarterfinal	SF	Semifinal	GM	Gold Medal Match		
2Min	2 Minute Suspensions								



Cumulative Statistics

HUN - Hungary

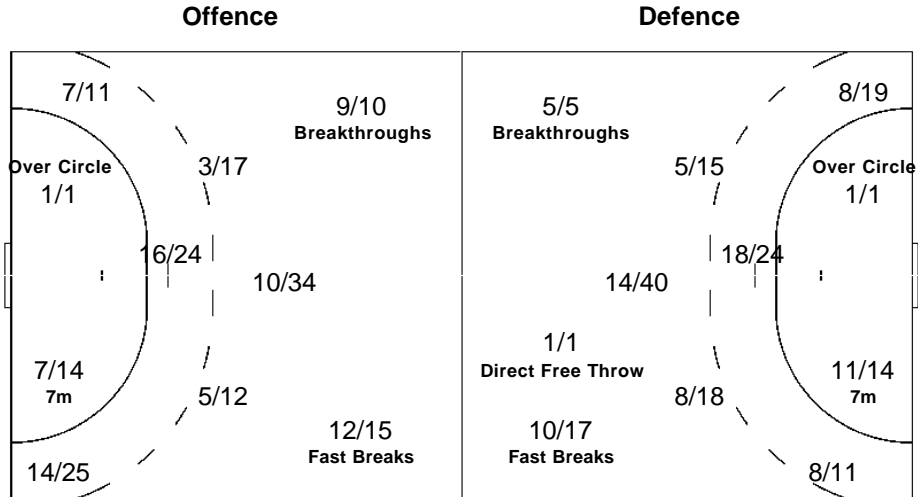
After 3 Matches

OverView of Shot Distribution

Players Goals / Shots

Team		
Goals / Shots		
7/9	3/3	10/14
8/13	0/14	7/9
21/33	3/4	25/30

13-Missed 13-Post 8-Blocked



Goalkeepers Saves / Shots

1/8	4/7	2/15
6/7	11/11	5/14
8/37	3/11	2/21

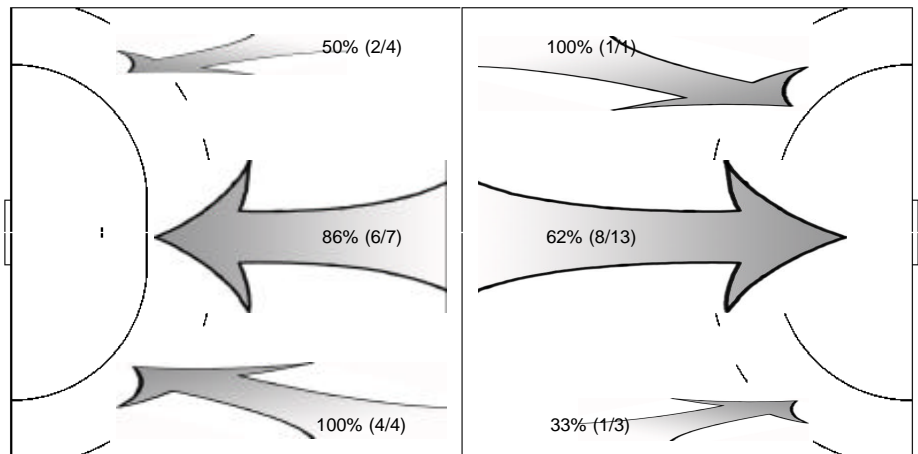
1 MIKLER R

0/1	0/2	
1/1		0/2
5/8	1/2	2/10

12 FAZEKAS N

1/6	4/4	1/12
3/4	9/9	3/7
2/20	0/5	0/8

Shot Distribution Fast Breaks



16 SZENTE G

0/1	0/1	1/3
2/2	2/2	2/5
1/9	2/4	0/3

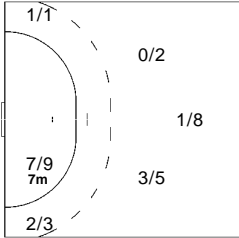


Cumulative Statistics

Players Shot Distribution

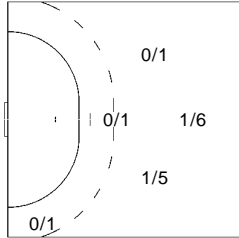
Goals / Shots

2 BUDAY Dániel



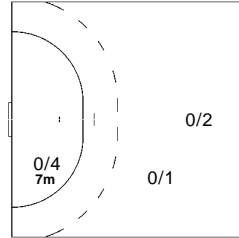
3/4		3/3
3/4	0/2	2/2
5/6		5/7
3-Missed 2-Post 2-Blocked		
2/2 Fast Breaks		5/5 Breakthroughs

3 ILYÉS Ferenc



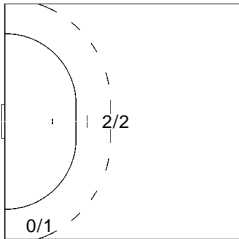
		0/2
0/1	0/1	
1/5		2/2
2-Missed 2-Post		
1/1 Breakthroughs		

4 CSÁSZÁR Gábor



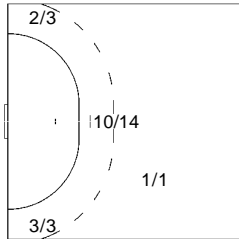
		0/1
	0/2	
0/1		
2-Missed 1-Post		

5 JÓZSA Máté



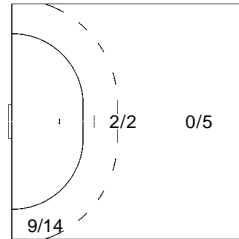
1/2		
		1/1

7 GÁL Gyula



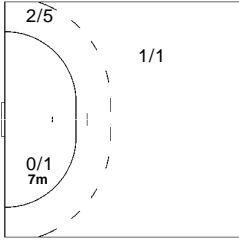
1/1	2/2	2/2
4/4	0/2	2/2
3/3		3/4
1-Missed 1-Post		
1/1 Fast Breaks		

8 IVÁNCSIK Gergő



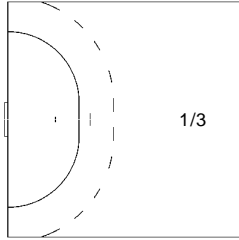
1/1	1/1	2/3
0/1		1/2
1/2		6/6
2-Missed 3-Post 1-Blocked		
1/1 Fast Breaks		

9 IVÁNCSIK Tamás



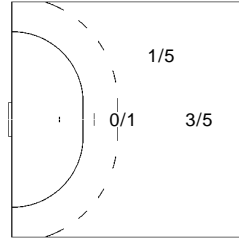
2/2		
	0/3	1/1
4/5	1/1	
1-Missed 1-Blocked		
5/7 Fast Breaks		

11 LENDVAY Péter



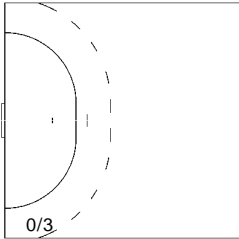
		1/1
0/1		
1-Missed		

17 LALUSKA Balázs



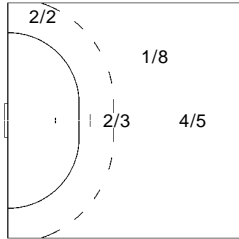
		1/1
	0/1	1/1
1/1	0/1	1/1
1-Missed 3-Post 2-Blocked		
0/1 Breakthroughs		

18 TÖRŐ Szabolcs



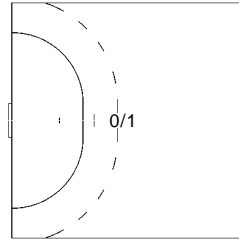
0/1		
2/3		0/1
2/2 Fast Breaks		

19 NAGY László



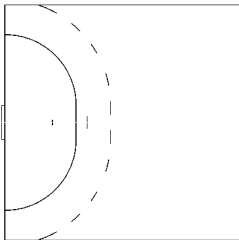
		1/1
	0/3	0/1
3/6	2/2	4/5
1-Blocked		
1/1 Over Circle		

23 HARSÁNYI Gergely



1/1		2/2
1-Post 1-Blocked		
0/1 Fast Breaks		3/3 Breakthroughs

25 ZUBAI Szabolcs



		1/1
1/1 Fast Breaks		



7th MEN'S EUROPEAN HANDBALL CHAMPIONSHIP

EURO2006



Cumulative Statistics

ISL - Iceland

After 6 Matches

Coach: SIGURDSSON Viggó

Time outs: 8 Avg. Time outs: 1.3

No	Name	M	Total			All Goals / Shots						Punishments					Offence			Defence			TP					
			P	Goals	Shots	%	7mP	7m%	6mC	Wing	BT	FB	9m	YC	RC	2M	2+2	EX	AS	R7	TO(TF)	ST		BS	P7			
1	ERADZE Roland	2																							36:21			
2	SVARVARSSON Vignir	6	3	5	60			1/1	1/1		1/3			1		3							2		1	43:48		
3	EGGERTSSON Sigurður	6	1	4	25			0/1	1/3									3	1							17:32		
5	SIGURÐSSON Sigfús	6	6	8	75			3/3	1/1		2/4			5		4			4	5	1 (4)	5	5	14	3:22:14			
6	ÁRNASON Heimir	6	2	2	100			1/1			1/1				1	2			1	1	3 (1)					56:06		
7	ATLASON Arnór	6	15	31	48			3/3	0/2	2/4	0/1	10/21	4		6			21	3	7 (7)			3	6		5:11:08		
8	HALLDORSSON Vilhjálmur	2	1	2	50					1/1		0/1															8:50	
9	SIGURÐSSON Guðjón Valur	6	38	62	61	3/5	60	6/8	14/29	1/1	12/14	2/5	2		1			4	3	(2)	1		3			5:48:43		
10	GUÐJÓNSSON Snorri	6	42	67	63	17/20	85	6/7	1/1	4/4	3/5	11/30	2		1			7	2	6 (11)	2					4:51:00		
11	STEFÁNSSON Ólafur	4	33	52	63	4/7	57		0/1	2/2	1/1	26/41	2		2			17	1	7 (3)	4		2			3:50:38		
12	GUÐMUNDSSON Birkir	6																1		2	1						4:51:24	
13	HÓLMGEIRSSON Einar	5	10	28	36				2/2			8/26			2			1		1 (1)				1			2:20:59	
14	ÓLAFSSON Pórir	5	1	3	33			0/1	1/1		0/1					1											46:58	
15	PETERSONS Alexander	4	13	25	52			3/3	4/7	2/4	1/2	3/9	1		3			4	4	2 (5)	9		5			3:40:58		
16	GUÐMUNDSSON Hreiðar	4																									32:15	
18	GUNNARSSON Róbert	6	20	21	95			17/17			2/2	1/2			3			5	12	1 (5)	2		1				2:15:10	
19	HALLGRIMSSON Asgeir	3	5	9	56				4/6		0/1	1/2			4			1		1					1		1:45:56	
Team													4		1					(1)								
Totals			190	319	60	24/32	75	40/45	29/54	12/16	23/35	62/137	21	1	33			69	32	31 (40)	26	8	34				6:00:00	

No	Name	M	Total			All Saves / Shots									
			P	Saves	Shots	%	7mP	7m%	6mC	Wing	BT	FB	9m	9m%	NS
1	ERADZE Roland	3	6	28	21	0/4	0	1/6	2/6	0/1	0/2	3/9	33	3/13	23
12	GUÐMUNDSSON Birkir	3	56	207	27	3/22	14	8/43	5/18	3/28	3/15	34/81	42	16/89	18
16	GUÐMUNDSSON Hreiðar	3	6	24	25	0/5	0	1/2	0/2	0/1	0/2	5/12	42	1/5	20
Totals			68	259	26	3/31	10	10/51	7/26	3/30	3/19	42/102	41	20/107	19

Attacks

Team	All		Player Majority		Player Minority		Position Attacks		FB		Ind. FB		Team FB		TO	TO %
	G/Att.	%	G/Att.	%	G/Att.	%	G/Att.	%	G/Att.	%	G/Att.	%	G/Att.	%		
ISL	190/358	53	46/69	67	15/39	38	167/323	52	23/35	66	3/3	100	20/32	63	71	20

LEGEND

G/S Goals / Shots	% Efficiency	6m 6-metre Shots	7m 7-metre Shots	9m 9-metre Shots
S/S Saves / Shots	Wing Wing Shots	FB Fast Breaks	BT Breakthroughs	EX Exclusions
AS Assists	TF Technical Faults	ST Steals	BS Blocked Shots	TP Time Played
YC Yellow Cards	RC Red Cards	n/a not applicable	PR Placement	MP Matches Played
PR Preliminary Round	QF Quarterfinal	SF Semifinal	GM Gold Medal Match	
2Min 2 Minute Suspensions				



Cumulative Statistics

ISL - Iceland

After 6 Matches

OverView of Shot Distribution

Players Goals / Shots

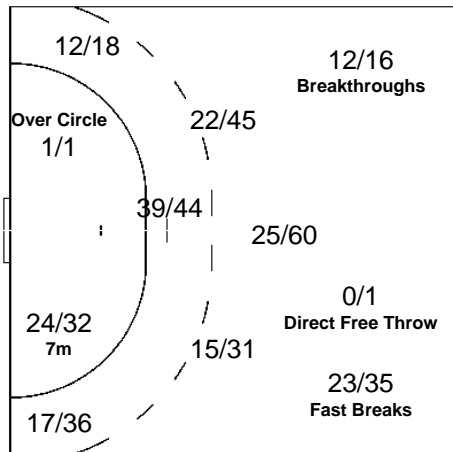
Team

Goals / Shots

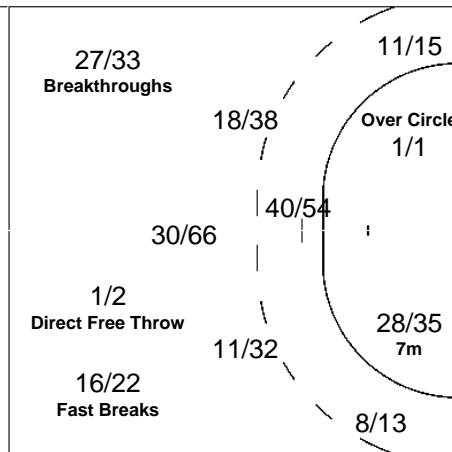
18/22	12/13	17/22
5/18	1/10	17/29
46/61	23/33	51/60

28-Missed 12-Post 11-Blocked

Offence



Defence



Goalkeepers

Saves / Shots

6/23	2/10	6/38
9/20	11/12	5/16
14/60	5/13	8/65

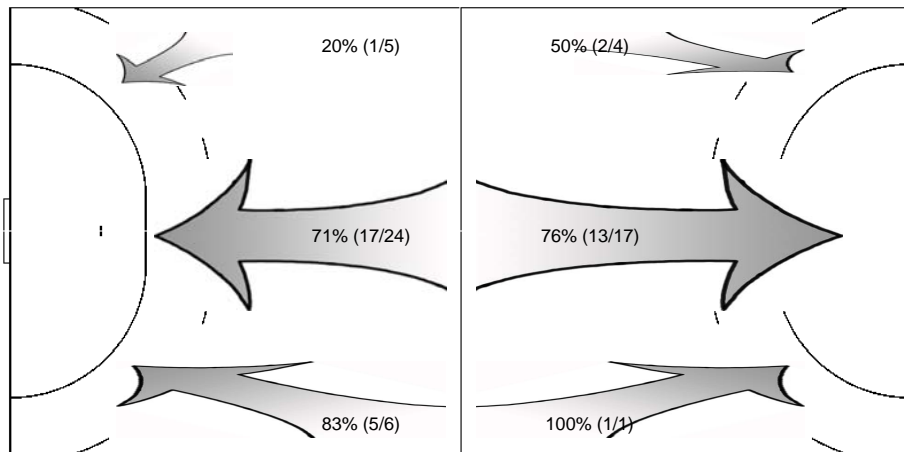
1 ERADZE R

0/1		1/6
0/5	3/3	
1/7	1/2	0/4

12 GUÐMUNDSSON B

6/21	2/9	5/28
9/15	7/8	4/14
12/48	4/11	5/51

Shot Distribution Fast Breaks



16 GUÐMUNDSSON H

0/1	0/1	0/4
	1/1	1/2
1/5		3/10

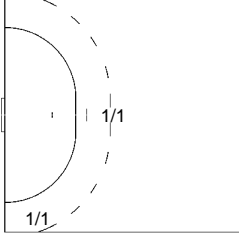


Cumulative Statistics

Players Shot Distribution

Goals / Shots

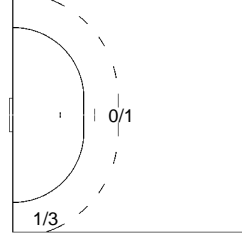
2 SVARVARSSON Vignir



2/2	1/1	
		0/1

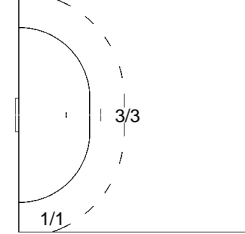
1-Missed
1/3
Fast Breaks

3 EGGERTSSON Sigurður



1/4		

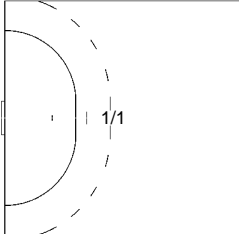
5 SIGURÐSSON Sigfús



1/1		
1/1		1/1
1/1	1/2	1/2

2/4
Fast Breaks

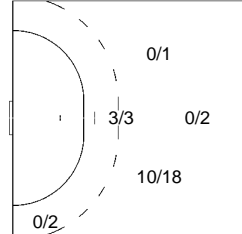
6 ÁRNASON Heimir



2/2		

1/1
Fast Breaks

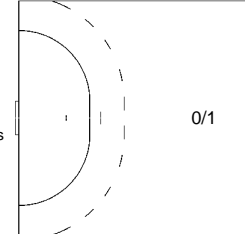
7 ATLASON Arnór



1/2		1/2
1/5	0/1	3/6
3/3	3/3	3/3

3-Missed 1-Post 2-Blocked
0/1 2/4
Fast Breaks Breakthroughs

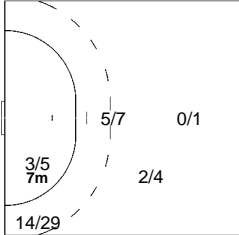
8 HALLDORSSON Vilhjálmur



		1/1
		0/1

1/1
Breakthroughs

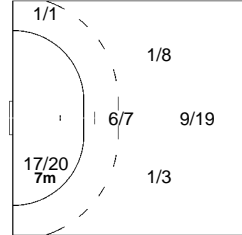
9 SIGURÐSSON Guðjón Valur



2/2	4/4	6/6
1/5		5/7
5/10	4/7	11/14

4-Missed 3-Post
12/14 1/1
Fast Breaks Breakthroughs
1/1
Over Circle

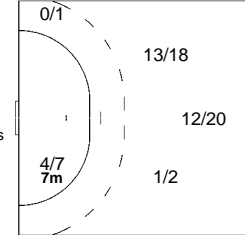
10 GUÐJÓNSSON Snorri



2/2	4/4	4/6
1/3	0/4	2/5
9/10	7/9	13/14

6-Missed 2-Post 2-Blocked
3/5 4/4
Fast Breaks Breakthroughs

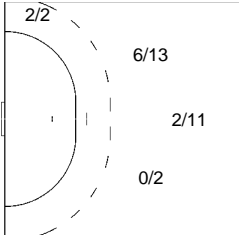
11 STEFÁNSSON Ólafur



6/8		2/2
0/1	1/3	1/2
11/14	3/4	9/9

4-Missed 3-Post 2-Blocked
1/1 2/2
Fast Breaks Breakthroughs
0/1
Direct Free Throw

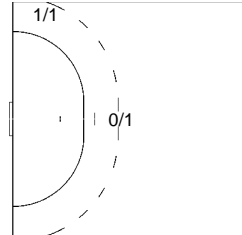
13 HÓLMGEIRSSON Einar



3/3	0/1	0/2
0/1	0/1	1/2
3/4	0/1	3/5

3-Missed 2-Post 3-Blocked

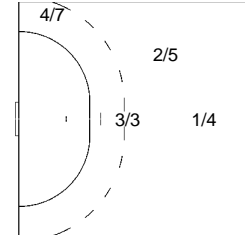
14 ÓLAFSSON Þórir



		1/1

2-Missed
0/1
Fast Breaks

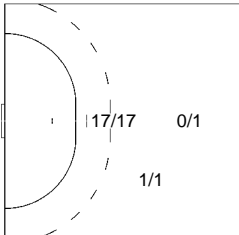
15 PETERSSON Alexander



1/2		
		2/3
7/9	1/3	2/2

4-Missed 1-Post 1-Blocked
1/2 2/4
Fast Breaks Breakthroughs

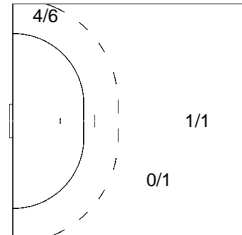
18 GUNNARSSON Róbert



	3/3	3/3
1/1	0/1	
3/3	3/3	7/7

2/2
Fast Breaks

19 HALLGRIMSSON Asgeir



		1/1
0/1		1/2
1/1	1/1	1/1

1-Missed 1-Blocked
0/1
Fast Breaks



7th MEN'S EUROPEAN HANDBALL CHAMPIONSHIP

EURO2006



Cumulative Statistics

NOR - Norway

After 6 Matches

Coach: PETERSEN Gunnar

Time outs: 6 Avg. Time outs: 1.0

No	Name	M	Total			All Goals / Shots						Punishments			Offence			Defence			TP				
			P	Goals	Shots	%	7mP	7m%	6mC	Wing	BT	FB	9m	YC	RC	2M	2+2	EX	AS	R7		TO(TF)	ST	BS	P7
1	EGE Steinar	6													1										4:27:08
2	BUCHMANN Alexander	6	19	36	53	15/21	71	1/2	0/1	1/2								5	2	3 (1)					1:03:34
3	BERGE Christian	2	1	2	50					0/1					1			1		(1)					9:52
5	LØKE Frank	6	33	37	89					27/30	2/2							13	16	(4)	5	1	8		4:17:36
6	STRAND Kjetil	5	36	60	60	8/10	80	1/1		4/4	0/1							12	2	7 (5)	3	1	1		3:42:56
7	EKELUND Ole Magnus	3	8	11	73					3/4	1/1							2	1	1 (2)	1				1:38:29
8	MYRHOL Bjarte	4																1			2		1		16:57
9	LUND Børge	6	7	12	58					1/1								10	1	4 (4)	3	4	3		3:51:42
10	TVEDTEN Håvard	5	14	23	61					1/1	4/9									(1)				7	4:08:49
11	VILDALEN Preben	6	1	3	33															(1)	1	1	2		1:38:03
12	EREVIK Ole	6																		(1)					1:34:25
13	RYKKJE Jarle	3	2	3	67					0/1															44:42
14	LAURITZEN Jan Thomas	6	10	21	48					6/7	1/1	1/2								1 (1)	6	2	12		5:28:35
15	KJELLING Kristian	6	36	65	55	2/4	50			4/4	2/4	28/53								6 (5)	1	1	1		3:06:56
17	JØRGENSEN Andre	5	2	8	25					0/1	1/1	1/6								(2)					17:02
18	JENSEN Johnny	6	5	8	63					1/1		2/4	1/2							2 (4)	2	5	5		3:49:05
20	SKJÆRVOLD Rune	3	4	15	27					1/2	3/10	0/1	0/1	0/1						1	1	2			1:44:10
Team															4					(2)					
Totals			178	304	59	25/35	71	33/39	18/33	12/16	26/41	64/140	21	1	43	1		101	35	26 (33)	25	15	44		6:00:00

No	Name	M	Total			All Saves / Shots									
			P	Saves	Shots	%	7mP	7m%	6mC	Wing	BT	FB	9m	9m%	NS
1	EGE Steinar	3	52	184	28	9/35	26	3/31	9/25	0/12	4/18	27/63	43	12/68	18
12	EREVIK Ole	3	24	68	35	2/7	29	3/9	2/10	1/4	0/7	16/31	52	6/23	26
Totals			76	253	30	11/42	26	6/40	11/35	1/16	4/25	43/95	45	18/91	20

Attacks

Team	All		Player Majority		Player Minority		Position Attacks		FB		Ind. FB		Team FB		TO	TO %
	G/Att.	%	G/Att.	%	G/Att.	%	G/Att.	%	G/Att.	%	G/Att.	%	G/Att.	%		
NOR	178/342	52	30/55	55	24/62	39	152/300	51	26/42	62	8/12	67	18/30	60	59	17

LEGEND

G/S Goals / Shots	% Efficiency	6m 6-metre Shots	7m 7-metre Shots	9m 9-metre Shots
S/S Saves / Shots	Wing Wing Shots	FB Fast Breaks	BT Breakthroughs	EX Exclusions
AS Assists	TF Technical Faults	ST Steals	BS Blocked Shots	TP Time Played
YC Yellow Cards	RC Red Cards	n/a not applicable	PR Placement	MP Matches Played
PR Preliminary Round	QF Quarterfinal	SF Semifinal	GM Gold Medal Match	
2Min 2 Minute Suspensions				



Cumulative Statistics

NOR - Norway

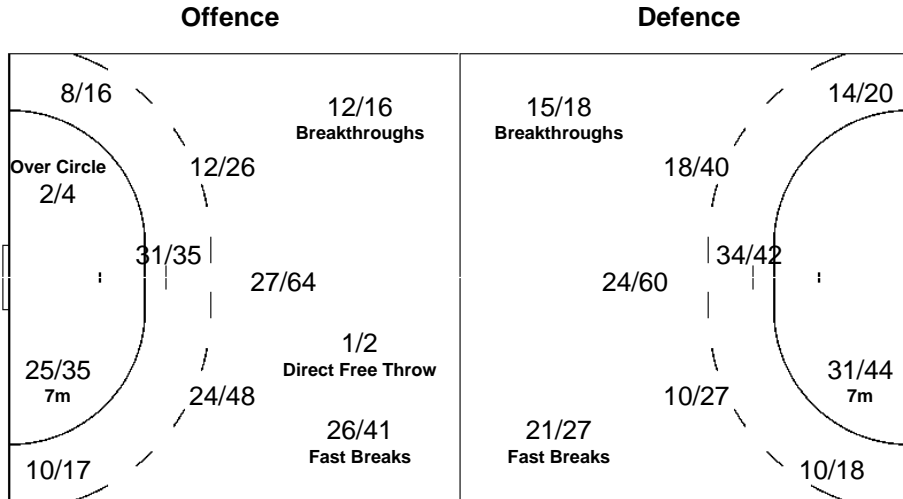
After 6 Matches

OverView of Shot Distribution

Players Goals / Shots

Team		
Goals / Shots		
21/29	7/10	30/37
9/22	2/11	6/11
45/53	10/19	48/67

18-Missed 14-Post 13-Blocked



Goalkeepers Saves / Shots

6/25	5/15	8/32
8/17	8/8	10/23
14/67	10/28	7/38

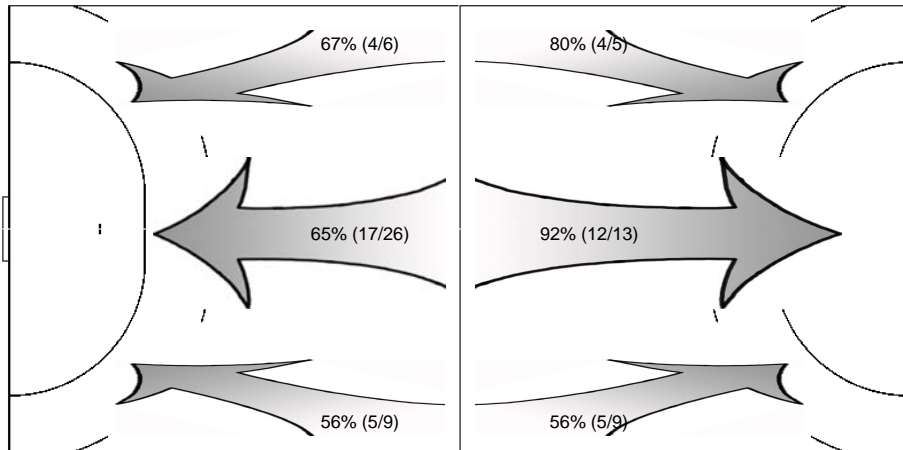
1 EGE S

4/18	3/13	7/25
7/12	7/7	3/15
10/48	8/21	3/25

12 EREVIK O

2/7	2/2	1/7
1/5	1/1	7/8
4/19	2/7	4/12

Shot Distribution Fast Breaks



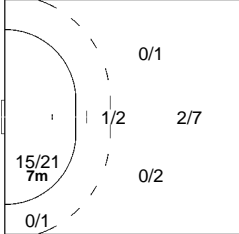


Cumulative Statistics

Players Shot Distribution

Goals / Shots

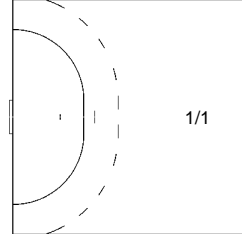
2 BUCHMANN Alexander



3/3	3/4	
1/2	0/1	0/3
2/3	2/4	8/10

2-Missed 1-Post 3-Blocked
1/2 Breakthroughs

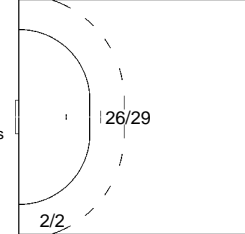
3 BERGE Christian



		1/1
	0/1	

0/1 Breakthroughs

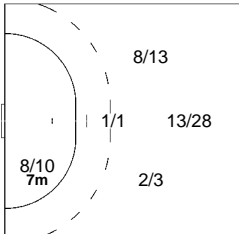
5 LØKE Frank



2/3	1/1	8/9
4/4	1/1	
8/8	3/4	6/6

1-Post
4/5 Fast Breaks
1/1 Over Circle

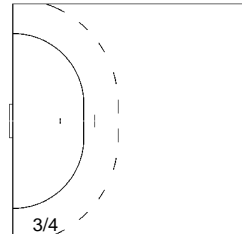
6 STRAND Kjetil



3/4	1/1	4/6
1/4	0/1	3/4
13/16		11/15

3-Missed 2-Post 4-Blocked
0/1 Fast Breaks 4/4 Breakthroughs

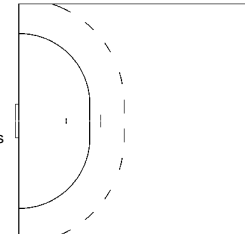
7 EKELUND Ole Magnus



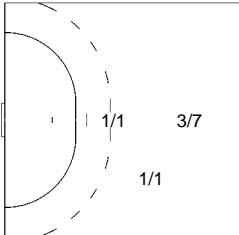
	1/1	1/1
	0/1	
1/1	1/1	4/5

1-Post
4/6 Fast Breaks 1/1 Breakthroughs

8 MYRHOL Bjarte



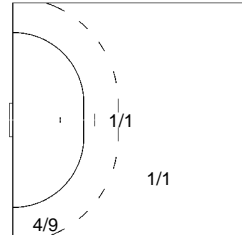
9 LUND Børge



		1/3
3/4		3/4

1-Missed
2/3 Fast Breaks

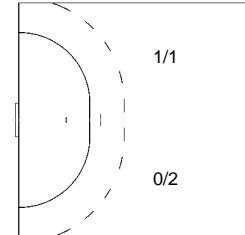
10 TVEDTEN Håvard



3/5	1/1	3/4
2/3		
2/2		3/6

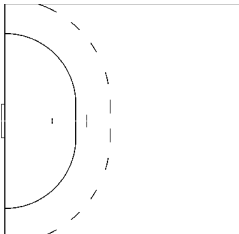
1-Missed 1-Post
8/12 Fast Breaks

11 VILDALEN Preben



1/1		0/2

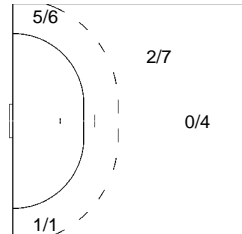
13 RYKKJE Jarle



2/2		0/1

2/2 Fast Breaks
0/1 Over Circle

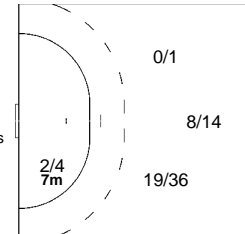
14 LAURITZEN Jan Thomas



6/9	0/1	
1/1	0/1	1/1
1/2		1/2

2-Missed 2-Blocked
1/2 Fast Breaks 1/1 Breakthroughs

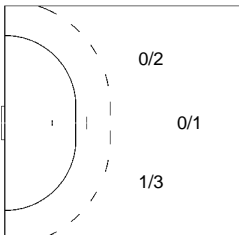
15 KJELLING Kristian



4/4	0/1	11/12
0/4	1/2	0/1
8/10	1/5	11/13

6-Missed 3-Post 4-Blocked
2/4 Fast Breaks 4/4 Breakthroughs
1/2 Direct Free Throw

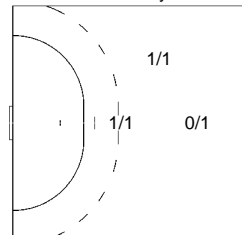
17 JØRGENSEN Andre



0/2		1/1
	1/1	0/1

2-Missed 1-Post
1/1 Fast Breaks 0/1 Breakthroughs

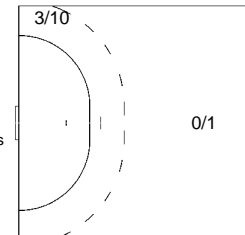
18 JENSEN Johnny



0/1	0/1	1/1
2/2	2/2	0/1

2/4 Fast Breaks 1/1 Breakthroughs

20 SKJÆRVOLD Rune



0/1		1/1
0/1	0/2	
2/2	0/2	1/1

1-Missed 4-Post
0/1 Fast Breaks 0/1 Breakthroughs
1/2 Over Circle



7th MEN'S EUROPEAN HANDBALL CHAMPIONSHIP

EURO2006



Cumulative Statistics

POL - Poland

After 6 Matches

Coach: WENTA Bogdan

Time outs: 9 Avg. Time outs: 1.5

No	Name	M	Total			All Goals / Shots						Punishments				Offence			Defence			TP		
			Goals	Shots	%	7mP	7m%	6mC	Wing	BT	FB	9m	YC	RC	2M	2+2	EX	AS	R7	TO(TF)	ST		BS	P7
1	WICHARY Marcin	3																						29:35
4	KUCHCZYNSKI Patryk	6	20	36	56	1/2	50	4/4	6/11		9/16	0/3	1		3		1		4 (3)	2		5	5:30:43	
5	NILSSON Dawid	6	11	25	44			3/4	0/1	1/2	5/9	2/9					3	1	3	2	2	1	2:41:06	
6	TKACZYK Grzegorz	3	10	22	45			1/2		1/2		8/18	1	1			8	1	4 (1)	1	3	3	2:11:02	
7	STARCZAN Leszek	6	10	19	53				3/6		7/10	0/3		1			5	1	1 (2)	4		2	2:27:21	
8	BIELECKI Karol	6	38	74	51	9/12	75		0/1	1/1	1/1	27/59	1	3		14	1	11 (6)	4	4	3	4:20:37		
9	GRABARCZYK Piotr	6	5	8	63			5/8					4	5		1		1			4	4	2:21:05	
10	OBRUSIEWICZ Piotr	3	11	13	85	10/11	91		1/1		0/1			1								1	30:15	
11	WIEKLAK Damian	3	5	9	56			3/3			1/2	1/4	1				4		3 (1)	1	1		1:11:10	
12	SZMAL Sławomir	6															2						4:19:10	
13	JURECKI Bartosz	6	18	25	72			16/21	0/1	1/1		1/2	2			14	18	2	1	3	2	3:41:42		
14	URBANOWICZ Daniel	4	1	3	33							1/3		1				1	1		1		20:53	
15	MOSZCZYNSKI Damien	6	2	4	50						1/1	1/3	2	4		3	1	2 (2)	1	1	4	1:40:16		
16	STECZNIIEWSKI Maciej	6														2		1					1:11:15	
17	WISNIEWSKI Adam	6	10	19	53			1/1	2/10	1/1	3/4	3/3	1	1		6	4	1 (1)	3		3	3:57:43		
22	LIJEWSKI Marcin	6	22	56	39	2/4	50			4/4	1/1	15/47	4			20	2	8 (6)	4	3	4	5:06:07		
Team													1						(2)					
Totals			163	313	52	22/29	76	33/43	12/31	9/11	28/45	59/154	18		20		83	29	42 (24)	24	21	33	6:00:00	

No	Name	M	Total			All Saves / Shots									
			Saves	Shots	%	7mP	7m%	6mC	Wing	BT	FB	9m	9m%	NS	NS%
1	WICHARY Marcin	6	4	22	18	0/2	0	0/5	2/5		2/4	0/6	0	2/10	20
12	SZMAL Sławomir	6	67	191	35	1/13	8	7/22	15/37	1/8	3/22	40/89	45	23/67	34
16	STECZNIIEWSKI Maciej	6	13	56	23	5/15	33	0/5	2/11	0/1	1/9	5/15	33	2/17	12
Totals			84	269	31	6/30	20	7/32	19/53	1/9	6/35	45/110	41	27/94	29

Attacks

Team	All		Player Majority		Player Minority		Position Attacks		FB		Ind. FB		Team FB		TO	TO %
	G/Att.	%	G/Att.	%	G/Att.	%	G/Att.	%	G/Att.	%	G/Att.	%	G/Att.	%		
POL	163/354	46	14/28	50	13/27	48	135/310	44	28/44	64	14/23	61	14/21	67	66	19

LEGEND									
G/S	Goals / Shots	%	Efficiency	6m	6-metre Shots	7m	7-metre Shots	9m	9-metre Shots
S/S	Saves / Shots	Wing	Wing Shots	FB	Fast Breaks	BT	Breakthroughs	EX	Exclusions
AS	Assists	TF	Technical Faults	ST	Steals	BS	Blocked Shots	TP	Time Played
YC	Yellow Cards	RC	Red Cards	n/a	not applicable	PR	Placement	MP	Matches Played
PR	Preliminary Round	QF	Quarterfinal	SF	Semifinal	GM	Gold Medal Match		
2Min	2 Minute Suspensions								



Cumulative Statistics

POL - Poland

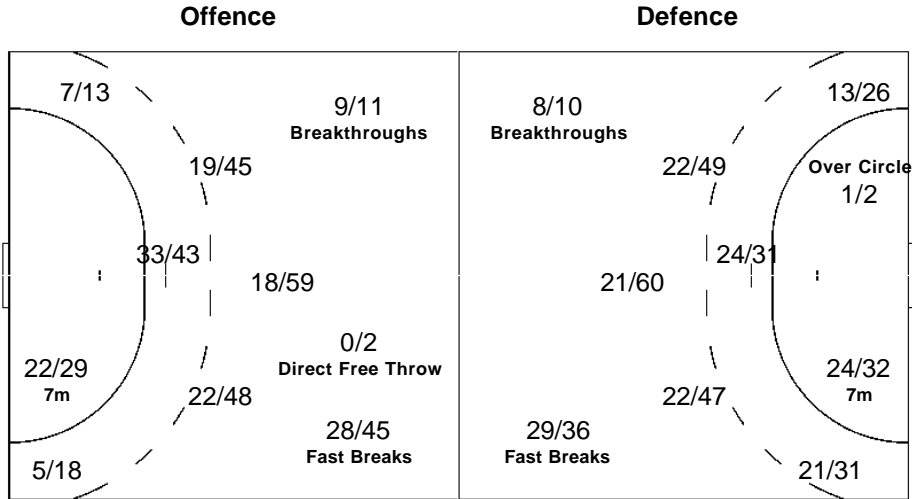
After 6 Matches

OverView of Shot Distribution

Players Goals / Shots

Team		
Goals / Shots		
23/29	2/12	14/16
13/27	0/16	9/16
50/63	9/18	43/64

16-Missed 13-Post 23-Blocked



Goalkeepers Saves / Shots

4/22	5/11	9/24
12/26	11/13	7/21
17/73	8/23	11/56

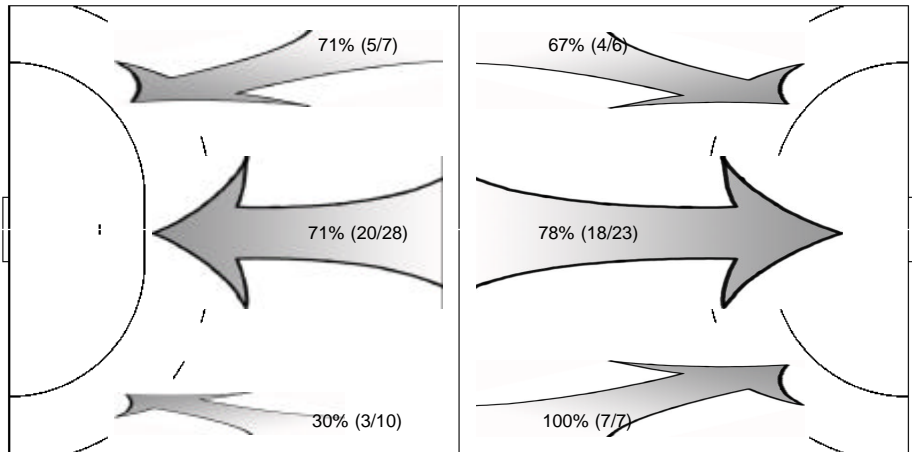
1 WICHARY M

0/1	0/1	1/2
0/3		0/1
2/9	1/2	0/3

12 SZMAL S

3/19	5/8	8/16
9/18	10/12	6/17
12/49	6/11	8/41

Shot Distribution Fast Breaks



16 STECZNIEWSKI M

1/2	0/2	0/6
3/5	1/1	1/3
3/15	1/10	3/12

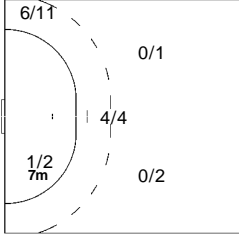


Cumulative Statistics

Players Shot Distribution

Goals / Shots

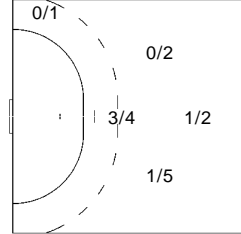
4 KUCHCZYNSKI Patryk



1/1	2/3	0/1
1/4	0/3	2/3
8/8	1/2	5/7

2-Missed 2-Post
9/16
Fast Breaks

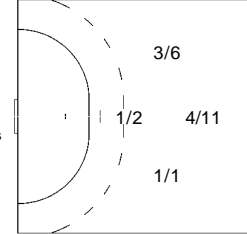
5 NILSSON Dawid



1/3	0/2	3/3
2/2	0/2	1/2
2/5	1/1	1/1

1-Missed 2-Post 1-Blocked
5/9
Fast Breaks Breakthroughs

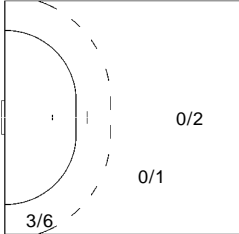
6 TKACZYK Grzegorz



3/3	0/1	
4/6	0/2	3/5

1-Missed 4-Blocked
1/2
Breakthroughs

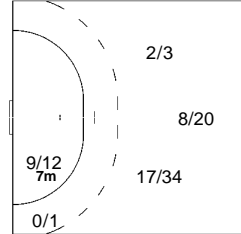
7 STARCZAN Leszek



	0/1	
2/4	3/4	5/8

1-Missed 1-Post
7/10
Fast Breaks

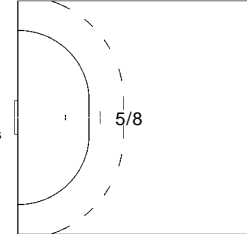
8 BIELECKI Karol



6/8		4/5
4/9	0/4	4/7
11/13	1/3	8/14

4-Post 7-Blocked
1/1
Fast Breaks Breakthroughs
0/2
Direct Free Throw

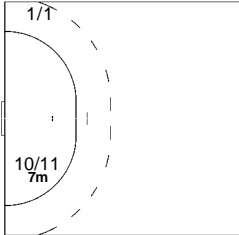
9 GRABARCZYK Piotr



0/1		
3/3		2/2

1-Missed 1-Post

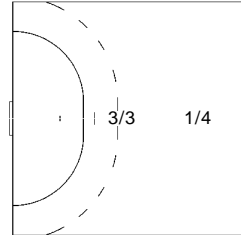
10 OBRUSIEWICZ Piotr



1/1		
1/1		1/1
3/4		5/6

0/1
Fast Breaks

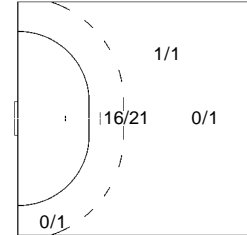
11 WIEKLAK Damian



	0/1	
	0/1	
1/1	1/1	3/3

1-Post 1-Blocked
1/2
Fast Breaks

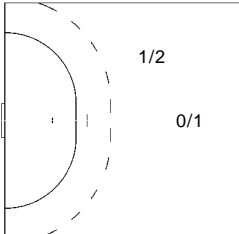
13 JURECKI Bartosz



4/5	0/1	2/2
3/4	0/1	0/1
2/2	1/2	6/7

1/1
Breakthroughs

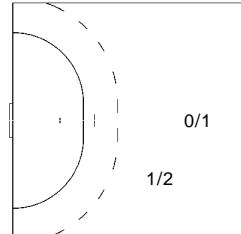
14 URBANOWICZ Daniel



1/1	0/1	

1-Missed

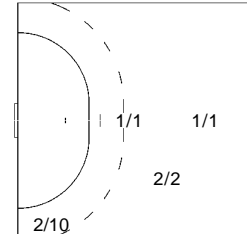
15 MOSZCZYNSKI Damien



1/1		1/2

1-Missed
1/1
Fast Breaks

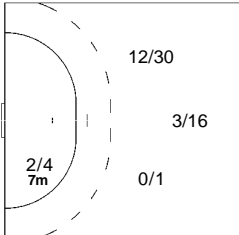
17 WISNIEWSKI Adam



1/1	0/2	1/1
0/2	0/1	
5/5		3/3

2-Missed 1-Post 1-Blocked
3/4
Fast Breaks Breakthroughs

22 LIJEWSKI Marcin



6/6	0/1	4/4
2/5	0/2	1/2
7/10	1/4	1/6

6-Missed 1-Post 9-Blocked
1/1
Fast Breaks Breakthroughs



7th MEN'S EUROPEAN HANDBALL CHAMPIONSHIP

EURO2006



Cumulative Statistics

POR - Portugal

After 3 Matches

Coach: OLSSON Mats

Time outs: 4 Avg. Time outs: 1.3

No	Name	M	Total			All Goals / Shots							Punishments					Offence			Defence			TP	
			P	Goals	Shots	%	7mP	7m%	6mC	Wing	BT	FB	9m	YC	RC	2M	2+2	EX	AS	R7	TO(TF)	ST	BS		P7
1	FIGUEIRA Hugo	3	0	1	0						0/1							1							2:01:54
2	GALAMBAS Carlos	1																							2:48
5	AREZES Manuel	3										1		3				1			1		2	1:12:00	
6	ANDORINHO Ricardo	3	5	10	50	0/1	0	0/1	3/6		2/2							2		(1)	4		1	1:44:02	
7	BOGAS Luis	1	0	3	0									0/3		2				1		1		17:19	
8	COELHO Eduardo	3	10	26	38	2/5	40					8/21	1					12	1	6 (1)	3	2		2:10:24	
9	COSTA Ricardo	3	14	23	61	5/7	71	0/1	2/5		7/8	0/2						2	3	(5)	3			1:54:11	
10	RODRIGUES Alvaro	2	3	9	33							3/9	2					2	1		1	1		54:28	
13	TAVARES David	3	8	17	47	2/3	67		1/8	1/1	3/3	1/2			1			1		(2)	1			1:11:58	
14	GOMES Luis	3	9	12	75					2/2		7/10	2		2			4		9 (4)	4	2	2	2:10:32	
15	GAMA Pedro	3	2	5	40				0/1	1/2	1/1	0/1						2	2	4 (2)				38:26	
16	FERNANDES Miguel	3																						58:06	
17	CARNEIRO Carlos	3	11	25	44			2/2		3/3	2/4	4/16			1			4	3	4 (5)	1		1	1:18:34	
18	DIAS Ricardo	2	7	7	100				7/7											1 (1)	1			1:05:35	
20	SILVA Rui	3	6	6	100			6/6										1	2	3			4	2:30:43	
22	CARMO Inácio	3	5	8	63				1/1	2/2		2/5				1			3	3	2 (3)	1		5	49:00
Team													2												
Totals			80	152	53	9/16	56	8/10	14/28	9/10	15/19	25/69	11		16				34	16	30 (24)	21	3	17	3:00:00

No	Name	M	Total			All Saves / Shots									
			P	Saves	Shots	%	7mP	7m%	6mC	Wing	BT	FB	9m	9m%	NS
1	FIGUEIRA Hugo	3	30	93	32	2/9	22	5/16	4/14	1/3	6/23	12/28	43	10/33	30
16	FERNANDES Miguel	3	12	45	27	1/7	14	0/6	2/5	1/4	2/6	6/17	35	3/15	20
Totals			42	138	30	3/16	19	5/22	6/19	2/7	8/29	18/45	40	13/48	27

Attacks

Team	All		Player Majority		Player Minority		Position Attacks		FB		Ind. FB		Team FB		TO	TO %
	G/Att.	%	G/Att.	%	G/Att.	%	G/Att.	%	G/Att.	%	G/Att.	%	G/Att.	%		
POR	80/185	43	18/28	64	8/23	35	65/161	40	15/24	63	3/6	50	12/18	67	54	29

LEGEND

G/S Goals / Shots	% Efficiency	6m 6-metre Shots	7m 7-metre Shots	9m 9-metre Shots
S/S Saves / Shots	Wing Wing Shots	FB Fast Breaks	BT Breakthroughs	EX Exclusions
AS Assists	TF Technical Faults	ST Steals	BS Blocked Shots	TP Time Played
YC Yellow Cards	RC Red Cards	n/a not applicable	PR Placement	MP Matches Played
PR Preliminary Round	QF Quarterfinal	SF Semifinal	GM Gold Medal Match	
2Min 2 Minute Suspensions				



Cumulative Statistics

POR - Portugal

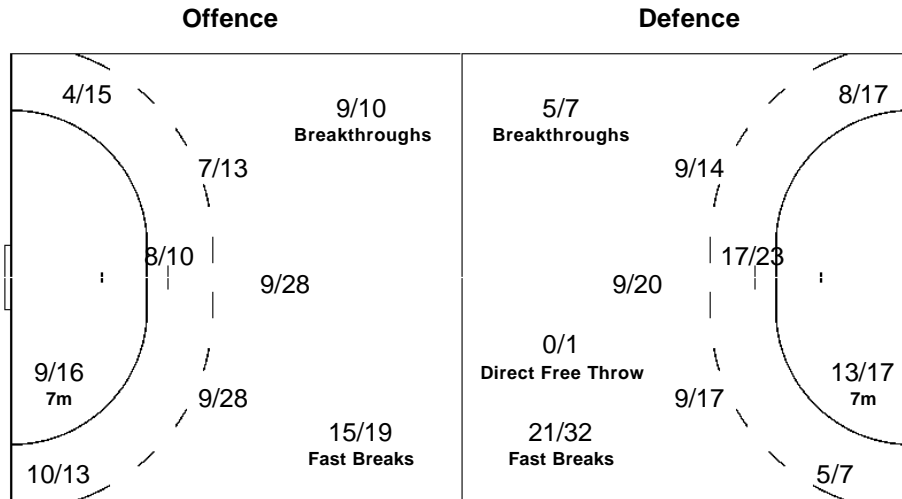
After 3 Matches

OverView of Shot Distribution

Players Goals / Shots

Team		
Goals / Shots		
8/13	3/9	9/16
3/4	0/5	6/9
23/27	12/17	16/26

10-Missed 1-Post 15-Blocked



Goalkeepers Saves / Shots

4/15	3/9	4/13
6/11	4/6	4/7
5/33	8/18	4/26

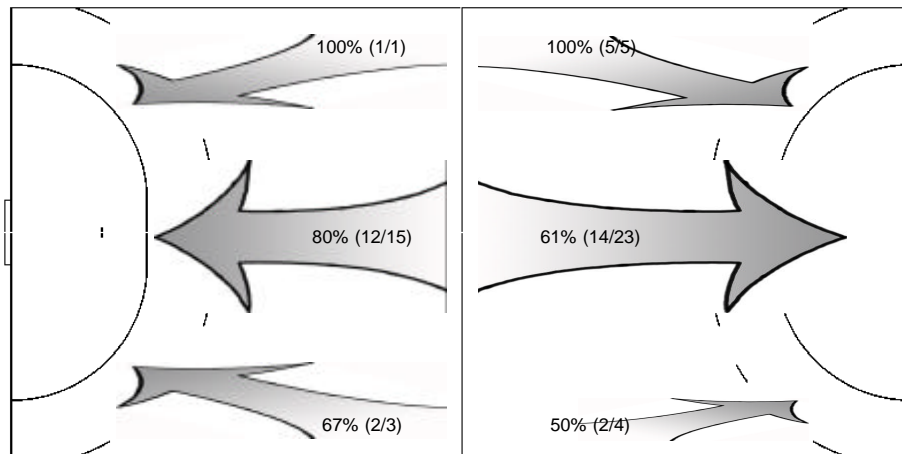
1 FIGUEIRA H

2/9	3/7	3/7
6/10	3/5	2/5
4/28	5/10	2/12

16 FERNANDES M

2/6	0/2	1/6
0/1	1/1	2/2
1/5	3/8	2/14

Shot Distribution Fast Breaks



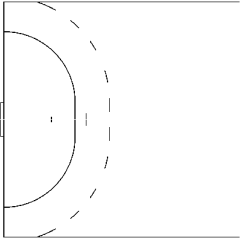


Cumulative Statistics

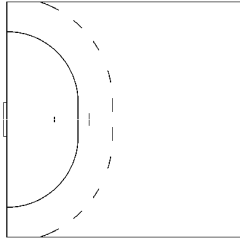
Players Shot Distribution

Goals / Shots

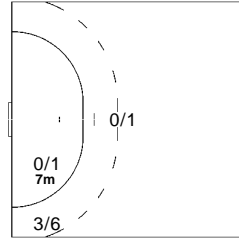
2 GALAMBAS Carlos



5 AREZES Manuel



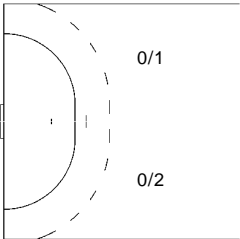
6 ANDORINHO Ricardo



	0/2	
2/3		1/1
1/1	0/1	1/1

1-Missed
2/2
Fast Breaks

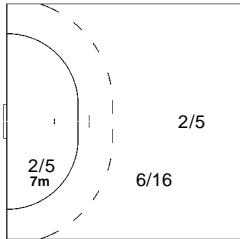
7 BOGAS Luis



0/1		

1-Missed 1-Blocked

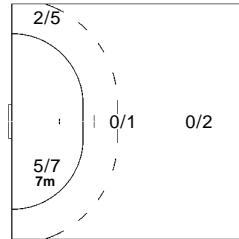
8 COELHO Eduardo



	2/3	2/4
1/1	0/3	
3/3	0/2	2/3

1-Missed 6-Blocked

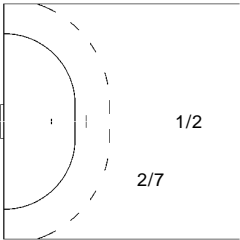
9 COSTA Ricardo



0/1	0/1	3/5
		3/3
1/3	3/3	4/5

1-Missed 1-Blocked
7/8
Fast Breaks

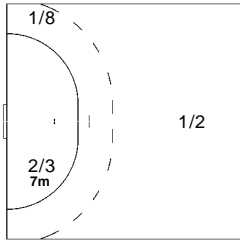
10 RODRIGUES Alvaro



2/3		
	0/1	
		1/1

1-Missed 3-Blocked

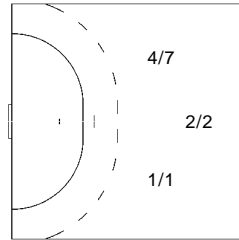
13 TAVARES David



2/5		
	0/1	0/1
3/4	1/1	2/5

3/3
Fast Breaks 1/1
Breakthroughs

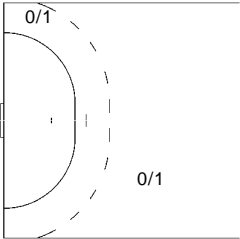
14 GOMES Luis



1/1		1/1
		0/1
3/3	3/3	1/3

2/2
Breakthroughs

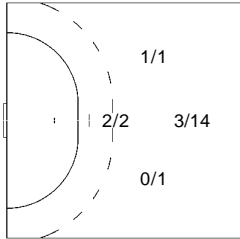
15 GAMA Pedro



		0/2
		2/2
	0/1	

1/1
Fast Breaks 1/2
Breakthroughs

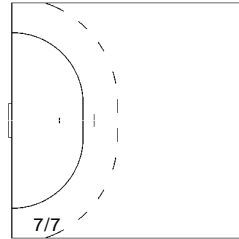
17 CARNEIRO Carlos



2/2	0/2	0/1
3/3	2/3	4/5

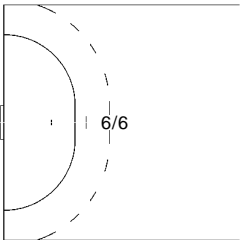
4-Missed 1-Post 4-Blocked
2/4
Fast Breaks 3/3
Breakthroughs

18 DIAS Ricardo



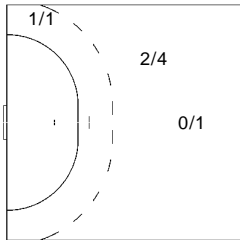
	1/1	2/2
3/3	1/1	

20 SILVA Rui



1/1		
3/3	2/2	

22 CARMO Inácio



		1/1
		0/1
3/3		1/3

2/2
Breakthroughs



7th MEN'S EUROPEAN HANDBALL CHAMPIONSHIP

EURO2006



Cumulative Statistics

POR - Portugal

After 3 Matches

Coach: OLSSON Mats

Time outs: 4 Avg. Time outs: 1.3

No	Name	M	Total			All Goals / Shots							Punishments					Offence			Defence			TP	
			P	Goals	Shots	%	7mP	7m%	6mC	Wing	BT	FB	9m	YC	RC	2M	2+2	EX	AS	R7	TO(TF)	ST	BS		P7
1	FIGUEIRA Hugo	3	0	1	0						0/1							1							2:01:54
2	GALAMBAS Carlos	1																							2:48
5	AREZES Manuel	3										1	3				1				1	2		1:12:00	
6	ANDORINHO Ricardo	3	5	10	50	0/1	0	0/1	3/6		2/2						2		(1)	4	1			1:44:02	
7	BOGAS Luis	1	0	3	0						0/3					2			1	1				17:19	
8	COELHO Eduardo	3	10	26	38	2/5	40				8/21	1					12	1	6 (1)	3	2			2:10:24	
9	COSTA Ricardo	3	14	23	61	5/7	71	0/1	2/5		7/8	0/2					2	3	(5)	3				1:54:11	
10	RODRIGUES Alvaro	2	3	9	33						3/9	2					2	1		1	1			54:28	
13	TAVARES David	3	8	17	47	2/3	67		1/8	1/1	3/3	1/2			1			1	(2)	1				1:11:58	
14	GOMES Luis	3	9	12	75					2/2		7/10	2		2		4		9 (4)	4	2	2		2:10:32	
15	GAMA Pedro	3	2	5	40				0/1	1/2	1/1	0/1					2	2	4 (2)					38:26	
16	FERNANDES Miguel	3																						58:06	
17	CARNEIRO Carlos	3	11	25	44			2/2		3/3	2/4	4/16			1		4	3	4 (5)	1	1			1:18:34	
18	DIAS Ricardo	2	7	7	100				7/7										1 (1)	1				1:05:35	
20	SILVA Rui	3	6	6	100			6/6					2		5		1	2	3				4	2:30:43	
22	CARMO Inácio	3	5	8	63				1/1	2/2		2/5			1		3	3	2 (3)	1			5	49:00	
Team													2												
Totals			80	152	53	9/16	56	8/10	14/28	9/10	15/19	25/69	11		16			34	16	30 (24)	21	3	17	3:00:00	

No	Name	M	Total			All Saves / Shots									
			P	Saves	Shots	%	7mP	7m%	6mC	Wing	BT	FB	9m	9m%	NS
1	FIGUEIRA Hugo	3	30	93	32	2/9	22	5/16	4/14	1/3	6/23	12/28	43	10/33	30
16	FERNANDES Miguel	3	12	45	27	1/7	14	0/6	2/5	1/4	2/6	6/17	35	3/15	20
Totals			42	138	30	3/16	19	5/22	6/19	2/7	8/29	18/45	40	13/48	27

Attacks

Team	All		Player Majority		Player Minority		Position Attacks		FB		Ind. FB		Team FB		TO	TO %
	G/Att.	%	G/Att.	%	G/Att.	%	G/Att.	%	G/Att.	%	G/Att.	%	G/Att.	%		
POR	80/185	43	18/28	64	8/23	35	65/161	40	15/24	63	3/6	50	12/18	67	54	29

LEGEND

G/S Goals / Shots	% Efficiency	6m 6-metre Shots	7m 7-metre Shots	9m 9-metre Shots
S/S Saves / Shots	Wing Wing Shots	FB Fast Breaks	BT Breakthroughs	EX Exclusions
AS Assists	TF Technical Faults	ST Steals	BS Blocked Shots	TP Time Played
YC Yellow Cards	RC Red Cards	n/a not applicable	PR Placement	MP Matches Played
PR Preliminary Round	QF Quarterfinal	SF Semifinal	GM Gold Medal Match	
2Min 2 Minute Suspensions				



Cumulative Statistics

POR - Portugal


After 3 Matches

OverView of Shot Distribution

Players Goals / Shots

Team		
Goals / Shots		
8/13	3/9	9/16
3/4	0/5	6/9
23/27	12/17	16/26

10-Missed 1-Post 15-Blocked



Goalkeepers Saves / Shots

4/15	3/9	4/13
6/11	4/6	4/7
5/33	8/18	4/26

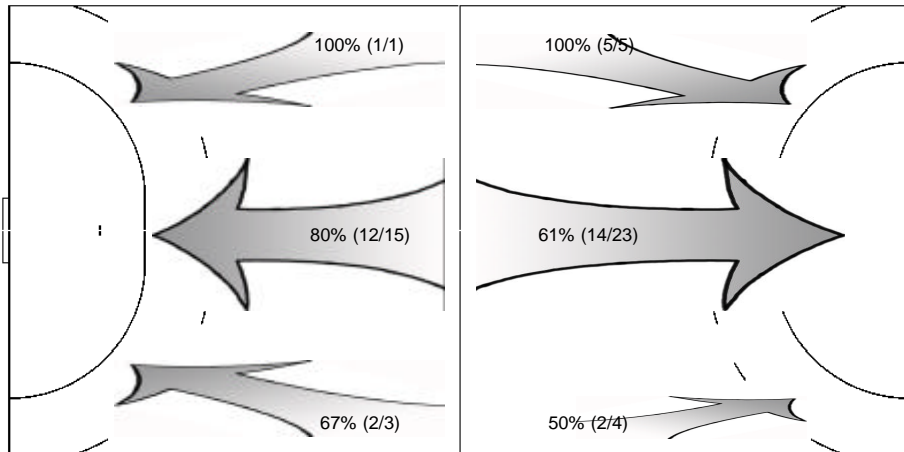
1 FIGUEIRA H

2/9	3/7	3/7
6/10	3/5	2/5
4/28	5/10	2/12

16 FERNANDES M

2/6	0/2	1/6
0/1	1/1	2/2
1/5	3/8	2/14

Shot Distribution Fast Breaks



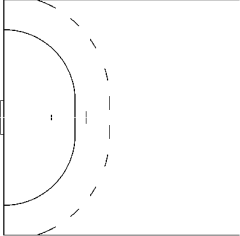


Cumulative Statistics

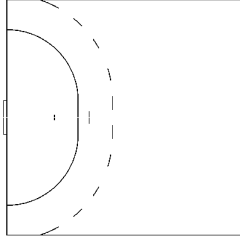
Players Shot Distribution

Goals / Shots

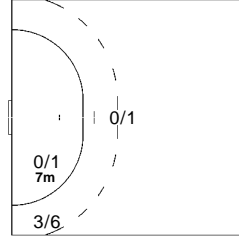
2 GALAMBAS Carlos



5 AREZES Manuel



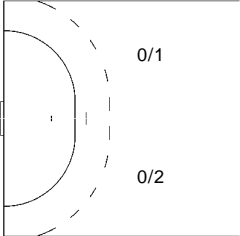
6 ANDORINHO Ricardo



	0/2	
2/3		1/1
1/1	0/1	1/1

1-Missed
2/2
Fast Breaks

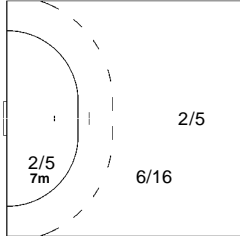
7 BOGAS Luis



0/1		

1-Missed 1-Blocked

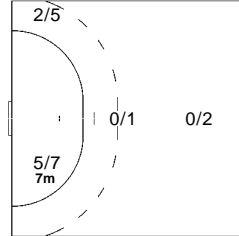
8 COELHO Eduardo



	2/3	2/4
1/1	0/3	
3/3	0/2	2/3

1-Missed 6-Blocked

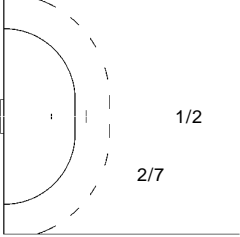
9 COSTA Ricardo



0/1	0/1	3/5
		3/3
1/3	3/3	4/5

1-Missed 1-Blocked
7/8
Fast Breaks

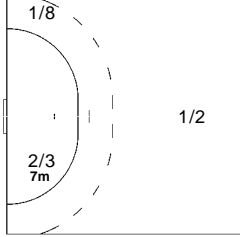
10 RODRIGUES Alvaro



2/3		
	0/1	
		1/1

1-Missed 3-Blocked

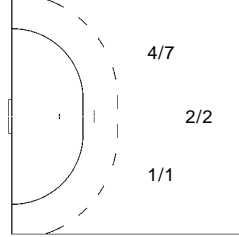
13 TAVARES David



2/5		
	0/1	0/1
3/4	1/1	2/5

3/3
Fast Breaks 1/1
Breakthroughs

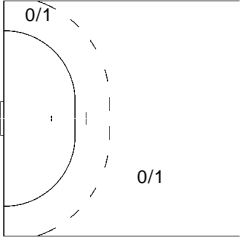
14 GOMES Luis



1/1		1/1
		0/1
3/3	3/3	1/3

2/2
Breakthroughs

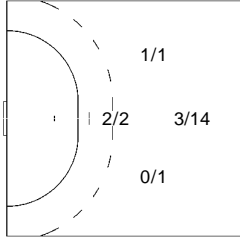
15 GAMA Pedro



		0/2
		2/2
	0/1	

1/1
Fast Breaks 1/2
Breakthroughs

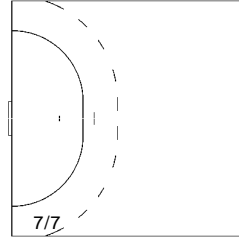
17 CARNEIRO Carlos



2/2	0/2	0/1
3/3	2/3	4/5

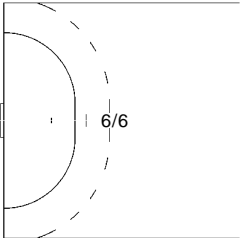
4-Missed 1-Post 4-Blocked
2/4
Fast Breaks 3/3
Breakthroughs

18 DIAS Ricardo



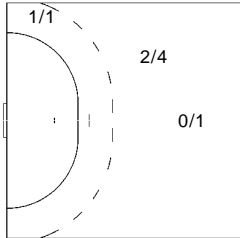
	1/1	2/2
3/3	1/1	

20 SILVA Rui



1/1		
3/3	2/2	

22 CARMO Inácio



		1/1
		0/1
3/3		1/3

2/2
Breakthroughs



7th MEN'S EUROPEAN HANDBALL CHAMPIONSHIP

EURO2006



Cumulative Statistics

RUS - Russia

After 7 Matches

Coach: MAXIMOV Vladimir

Time outs: 10 Avg. Time outs: 1.4

No	Name	M	Total			All Goals / Shots							Punishments				Offence			Defence			TP		
			Goals	Shots	%	7mP	7m%	6mC	Wing	BT	FB	9m	YC	RC	2M	2+2	EX	AS	R7	TO(TF)	ST	BS		P7	
1	LEVSHIEN Igor	7																							41:37
2	FILIPPOV Vasily	7	24	30	80			10/10		2/3	3/3	9/14	2		3			14	3	2 (10)	1		3		2:56:42
5	EGOROV Yuri	7	7	10	70	2/2	100			1/1		4/7						9	1	4 (2)		1	1		1:09:01
6	KRIVOSHLYKOV Denis	4	16	22	73			1/2	5/8	2/3	8/8	0/1	1		5			6	8	4 (1)	3		4		3:57:54
7	FROLOV Oleg	3	14	17	82				4/5	1/1	8/9	1/2			2			3	1	1 (3)	1	1	1		3:00:00
8	EVDOKIMOV Egor	7	2	6	33			2/3			0/3			4		4			3	2	(1)	3	4		2:08:50
10	CHERNOIVANOV Alexander	7	1	1	100			1/1						1		5			1		2 (1)	2	1	3	2:01:30
15	RASTVORTSEV Alexey	7	25	53	47			1/2	1/2	2/4	2/2	19/43	3	1	7			17	2	9 (7)		6	7		5:15:12
17	KAMANIN Alexey	7	12	22	55						1/2	11/20	2		3			6		1 (1)	5	9	6		3:45:36
19	PESKOV Alexey	7	20	42	48					5/6		15/36	1		1			4	2	4 (11)		1	1		2:19:25
20	CHIPURIN Mikhail	7	16	21	76			13/17	0/1	2/2	1/1		1		5			14	11	4 (9)		5	2		4:13:16
23	KOKCHAROV Eduard	7	44	58	76	27/31	87	1/2	9/17		5/6	2/2	2		4			4		4 (2)	6		3		5:27:56
31	DIBIROV Timur	7	9	16	56				3/7		4/7	2/2			1			2	1	(2)	2				1:32:46
33	KAFTIN Denis																								
73	KOSTYGOV Alexey	7																4		1					6:18:23
77	IVANOV Vitali	7	18	29	62	2/3	67	2/3		5/7	3/4	6/12	2		1			13	6	8 (7)	1		2		4:11:53
Team													1								(14)				
Totals			208	327	64	31/36	86	31/40	22/40	20/27	35/45	69/139	20	1	41			100	37	44 (71)	25	28	33		7:00:00

No	Name	M	Total			All Saves / Shots									
			Saves	Shots	%	7mP	7m%	6mC	Wing	BT	FB	9m	9m%	NS	NS%
1	LEVSHIEN Igor	7	9	32	28	2/4	50	0/5	1/7		0/5	6/11	55	1/12	8
73	KOSTYGOV Alexey	7	85	266	32	8/25	32	9/36	19/39	4/18	9/49	36/99	36	32/93	34
Totals			94	298	32	10/29	34	9/41	20/46	4/18	9/54	42/110	38	33/103	31

Attacks

Team	All		Player Majority		Player Minority		Position Attacks		FB		Ind. FB		Team FB		TO	TO %
	G/Att.	%	G/Att.	%	G/Att.	%	G/Att.	%	G/Att.	%	G/Att.	%	G/Att.	%		
RUS	208/407	51	42/65	65	23/52	44	173/364	48	35/43	81	16/18	89	19/25	76	115	28

LEGEND

G/S Goals / Shots	% Efficiency	6m 6-metre Shots	7m 7-metre Shots	9m 9-metre Shots
S/S Saves / Shots	Wing Wing Shots	FB Fast Breaks	BT Breakthroughs	EX Exclusions
AS Assists	TF Technical Faults	ST Steals	BS Blocked Shots	TP Time Played
YC Yellow Cards	RC Red Cards	n/a not applicable	PR Placement	MP Matches Played
PR Preliminary Round	QF Quarterfinal	SF Semifinal	GM Gold Medal Match	
2Min 2 Minute Suspensions				



Cumulative Statistics

RUS - Russia

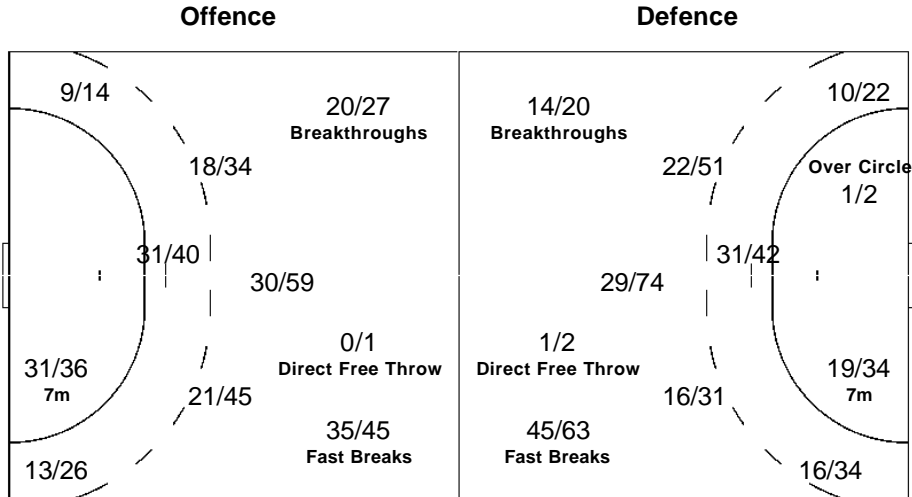
After 7 Matches

OverView of Shot Distribution

Players Goals / Shots

Team		
Goals / Shots		
25/32	8/11	26/33
10/17	0/5	11/16
46/65	12/23	70/84

13-Missed 14-Post 14-Blocked



Goalkeepers Saves / Shots

7/31	4/14	9/35
15/29	16/16	5/20
13/60	14/31	11/62

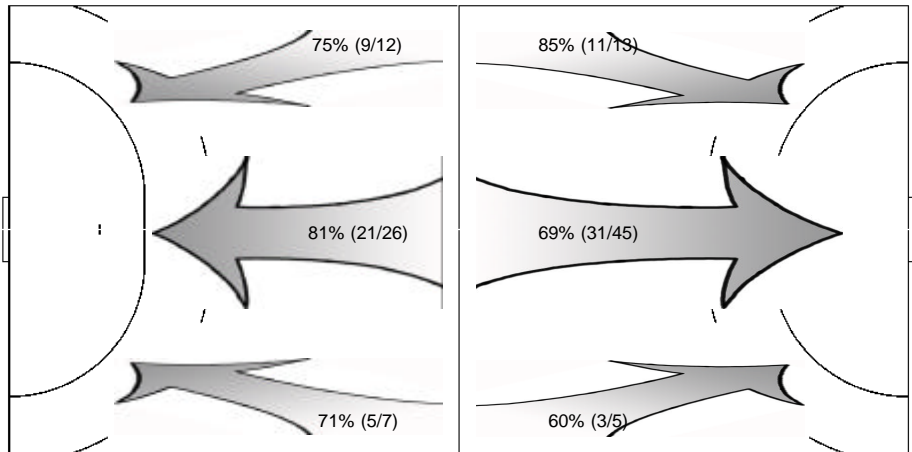
1 LEVSHIEN I

0/2		1/5
	1/1	1/3
2/10	1/2	3/9

73 KOSTYGOV A

7/29	4/14	8/30
15/29	15/15	4/17
11/50	13/29	8/53

Shot Distribution Fast Breaks



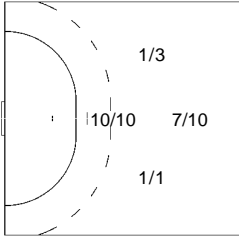


Cumulative Statistics

Players Shot Distribution

Goals / Shots

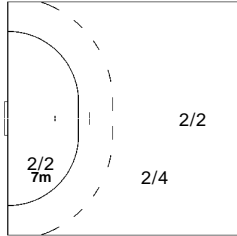
2 FILIPPOV Vasily



2/3		2/2
1/1		1/1
9/10	1/1	8/8

3-Post 1-Blocked
3/3 Fast Breaks 2/3 Breakthroughs

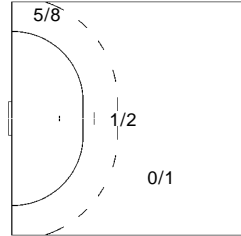
5 EGOROV Yuri



1/1	1/1	1/1
1/1		3/5

1-Blocked 1/1 Breakthroughs
0/1 Direct Free Throw

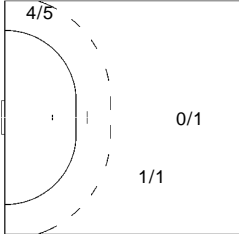
6 KRIVOSHLYKOV Denis



1/2	1/1	2/2
1/1	0/1	3/5
5/5	1/1	2/2

2-Post
8/8 Fast Breaks 2/3 Breakthroughs

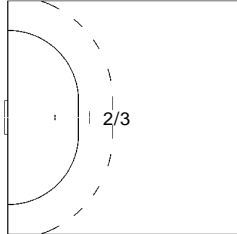
7 FROLOV Oleg



3/3		1/2
1/1		
4/5	1/1	4/4

1-Missed
8/9 Fast Breaks 1/1 Breakthroughs

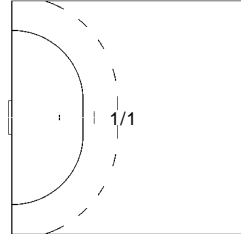
8 EVDOKIMOV Egor



0/1		
	0/1	2/3

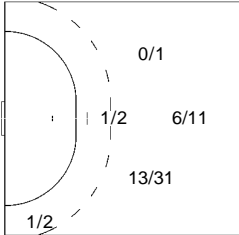
1-Post
0/3 Fast Breaks

10 CHERNOIVANOV Alexander



		1/1

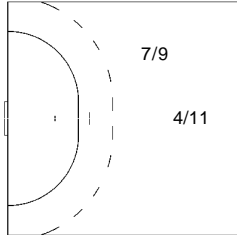
15 RASTVORTSEV Alexey



2/3	0/2	3/5
2/3	0/2	3/4
5/12	1/2	9/12

3-Missed 1-Post 4-Blocked
2/2 Fast Breaks 2/4 Breakthroughs

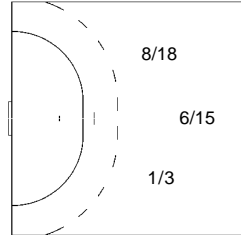
17 KAMANIN Alexey



1/2		4/5
4/5	0/2	3/3

1-Post 4-Blocked
1/2 Fast Breaks

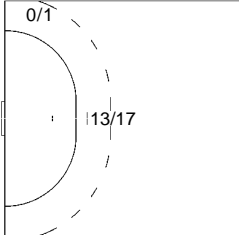
19 PESKOV Alexey



4/5	1/1	1/2
0/1	0/1	0/2
7/10	0/2	7/11

2-Missed 2-Post 3-Blocked
5/6 Breakthroughs

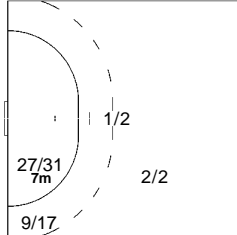
20 CHIPURIN Mikhail



1/1	2/2	1/2
1/1		1/1
2/3	4/5	4/4

2-Missed
1/1 Fast Breaks 2/2 Breakthroughs

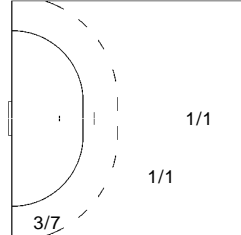
23 KOKCHAROV Eduard



4/4	2/2	6/6
1/4	0/1	2/2
6/8	4/7	19/21

3-Post
5/6 Fast Breaks

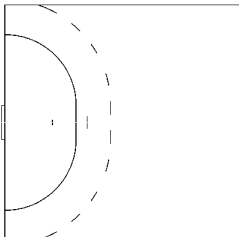
31 DIBIROV Timur



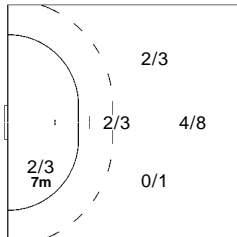
	1/1	1/1
2/2		
1/1	0/1	4/6

3-Missed 1-Post
4/7 Fast Breaks

33 KAFTIN Denis



77 IVANOV Vitali



6/7	0/1	4/5
1/3		1/1
2/5		4/4

2-Missed 1-Blocked
3/4 Fast Breaks 5/7 Breakthroughs



7th MEN'S EUROPEAN HANDBALL CHAMPIONSHIP

EURO2006



Cumulative Statistics

SCG - Serbia Montenegro

After 6 Matches

Coach: VUJOVIC Veselin

Time outs: 10 Avg. Time outs: 1.7

No	Name	M	Total			All Goals / Shots							Punishments					Offence			Defence			TP
			P	Goals	Shots	%	7mP	7m%	6mC	Wing	BT	FB	9m	YC	RC	2M	2+2	EX	AS	R7	TO(TF)	ST	BS	
2	DURKOVIC Ratko	5	0	1	0						0/1	2		4							1	1	3	1:29:43
3	KOJIC Nikola	6	8	15	53				6/10		2/4	0/1	1	2						(1)		1	2	2:52:06
5	KRIVOKAPIC Marko	3	8	19	42	4/5	80			1/1				1			1	1	1 (1)	1			1:06:14	
6	KRIVOKAPIC Milorad	6	19	40	48			1/1	0/3	4/5				2			8	3	2 (7)	1		1	2:14:24	
7	KAPISODA Petar	3	9	19	47	1/3	33		6/13		2/2	0/1	1	2			1	2	(2)			1	2:51:35	
9	DUKANOVIC Goran	4												4			1		1			1	4	50:52
10	STOJANOVIC Vladica	4	6	22	27					0/2				2			3		3 (4)	1				1:32:24
11	TOSKIC Alem	5	6	9	67			3/4	0/1		2/3	1/1	4				6	2	(1)	1		3	1:57:18	
12	SARIC Danijel	6																	1					1:56:13
13	PETRIC Vladimir	6	14	33	42			1/2	1/1	2/2			1			12	2	1 (2)			2		2:07:12	
14	MURATOVIC Alen	1	0	1	0						0/1								1 (1)			1	1	14:12
15	SUDZUM Dragan	3	14	22	64	6/7	86		5/10		3/4	0/1		3			1	1	1 (2)					2:50:35
16	STERBIK Arpad	6															1		1					4:03:47
17	MILOSAVLJEVIC Zikica	5	20	32	63	8/13	62	0/2	7/10	1/1	4/6						3	1	3	1		2	2:59:15	
18	ANDELKOVIC Danijel	6	14	32	44			3/4		5/7			8				11	6	3 (5)	2		4	4:02:20	
19	ILIC Momir	6	19	46	41	6/9	67	0/1	1/2	1/1	1/1	10/32	4	1	6		6	3	5 (4)		4	4	3:44:02	
20	NIKOLIC Ratko	6	23	30	77			18/21	1/2		2/2	2/5	1	5			9	13	1 (6)	1		2	3:56:59	
23	MANOJLOVIC Nikola	3	6	9	67			2/2				4/7	1	3					2 (1)		2	5	1:10:49	
Team													2						(2)					
Totals			166	330	50	25/37	68	28/37	27/52	14/19	16/22	56/163	20	2	43		63	34	26 (39)	9	9	34	6:00:00	

No	Name	M	Total			All Saves / Shots									
			P	Saves	Shots	%	7mP	7m%	6mC	Wing	BT	FB	9m	9m%	NS
12	SARIC Danijel	3	19	83	23	2/14	14	2/14	2/13	2/5	0/12	11/25	44	6/32	19
16	STERBIK Arpad	3	54	171	32	10/21	48	5/19	9/27	1/9	5/28	24/67	36	15/55	27
Totals			73	254	29	12/35	34	7/33	11/40	3/14	5/40	35/92	38	21/87	24

Attacks

Team	All		Player Majority		Player Minority		Position Attacks		FB		Ind. FB		Team FB		TO	TO %
	G/Att.	%	G/Att.	%	G/Att.	%	G/Att.	%	G/Att.	%	G/Att.	%	G/Att.	%		
SCG	166/355	47	26/51	51	38/80	48	150/330	45	16/25	64	5/7	71	11/18	61	65	18

LEGEND

G/S Goals / Shots	% Efficiency	6m 6-metre Shots	7m 7-metre Shots	9m 9-metre Shots
S/S Saves / Shots	Wing Wing Shots	FB Fast Breaks	BT Breakthroughs	EX Exclusions
AS Assists	TF Technical Faults	ST Steals	BS Blocked Shots	TP Time Played
YC Yellow Cards	RC Red Cards	n/a not applicable	PR Placement	MP Matches Played
PR Preliminary Round	QF Quarterfinal	SF Semifinal	GM Gold Medal Match	
2Min 2 Minute Suspensions				



Cumulative Statistics

SCG - Serbia Montenegro

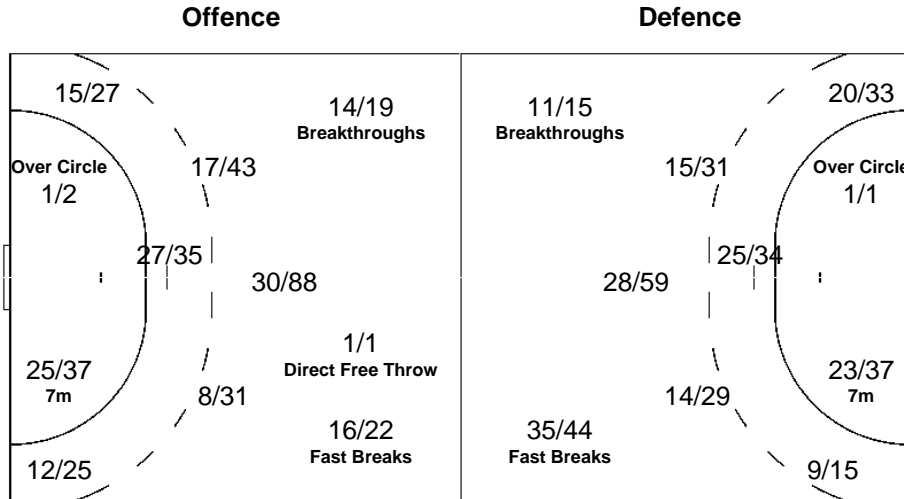
After 6 Matches

OverView of Shot Distribution

Players Goals / Shots

Team		
Goals / Shots		
19/25	6/10	24/34
6/15	1/22	13/23
45/61	16/20	36/46

34-Missed 19-Post 20-Blocked



Goalkeepers Saves / Shots

2/26	3/8	3/22
6/18	12/13	8/23
12/47	6/19	21/78

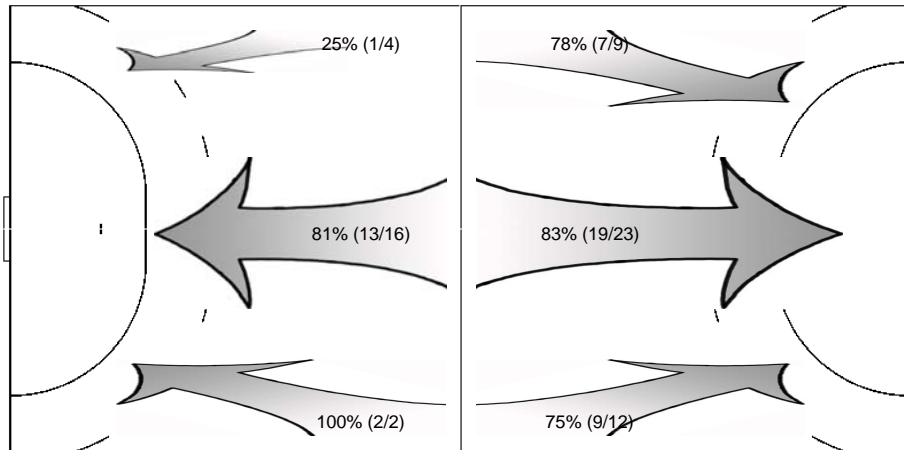
12 SARIC D

0/11	0/2	2/7
1/8	2/2	3/8
4/15	4/7	3/23

16 STERBIK A

2/15	3/6	1/15
5/10	10/11	5/15
8/32	2/12	18/55

Shot Distribution Fast Breaks



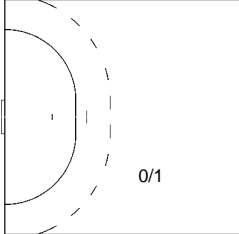


Cumulative Statistics

Players Shot Distribution

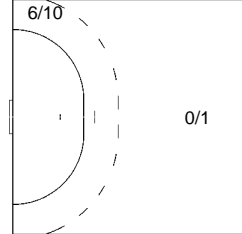
Goals / Shots

2 DURKOVIC Ratko



	0/1	

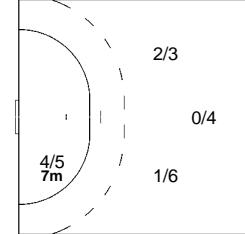
3 KOJIC Nikola



3/4		1/1
1/1	0/1	0/1
3/3		0/2

2-Missed
2/4 Fast Breaks

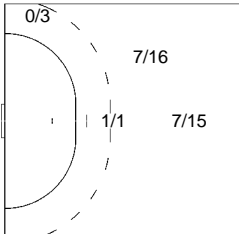
5 KRIVOKAPIC Marko



		2/3
1/1	0/1	
1/2	2/2	2/2

3-Missed 1-Post 4-Blocked
1/1 Breakthroughs

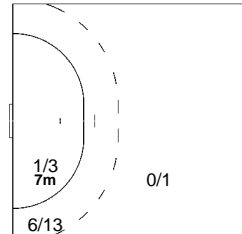
6 KRIVOKAPIC Milorad



5/5	2/3	2/2
1/3	1/2	5/8
1/2	1/2	1/4

7-Missed 2-Blocked
4/5 Breakthroughs

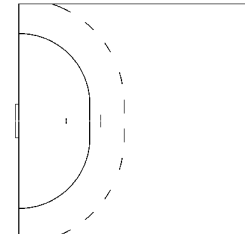
7 KAPISODA Petar



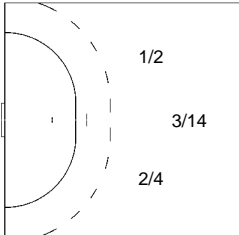
	1/1	2/2
0/3		1/2
2/5	0/1	3/4

1-Post
2/2 Fast Breaks

9 DUKANOVIC Goran



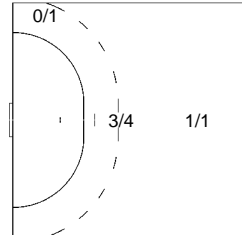
10 STOJANOVIC Vladica



	0/1	1/3
4/6	0/1	1/3

3-Missed 4-Post 1-Blocked
0/2 Breakthroughs

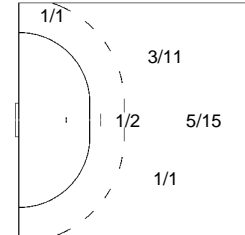
11 TOSKIC Alem



2/2		
2/3	1/1	1/1

1-Missed 1-Post
2/3 Fast Breaks

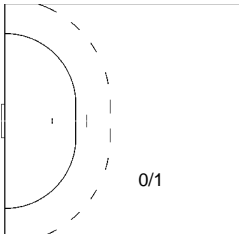
13 PETRIC Vladimir



2/2		0/2
	0/2	1/2
7/9	1/1	3/4

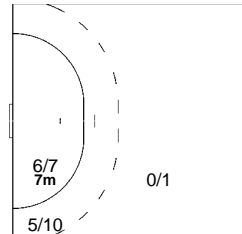
4-Missed 3-Post 4-Blocked
2/2 Breakthroughs
1/1 Direct Free Throw

14 MURATOVIC Alen



1-Missed

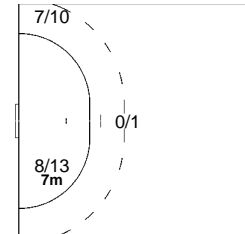
15 SUDZUM Dragan



0/1	1/2	6/7
1/1	0/1	
1/1		5/5

1-Missed 2-Post
3/4 Fast Breaks

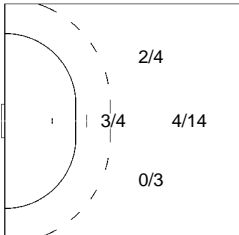
17 MILOSAVLJEVIC Zikica



3/4		4/6
0/1	0/2	1/1
8/9	1/2	3/3

2-Missed 2-Post
4/6 Fast Breaks 1/1 Breakthroughs
0/1 Over Circle

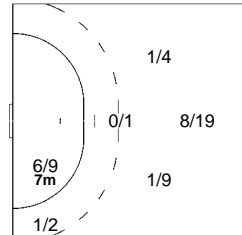
18 ANDELKOVIC Danijel



1/2	0/1	2/4
0/1	0/3	2/3
4/6	1/1	4/4

2-Missed 2-Post 3-Blocked
5/7 Breakthroughs

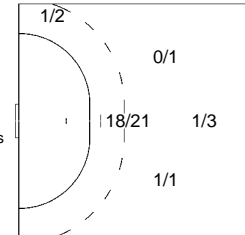
19 ILIC Momir



1/2	1/1	4/5
0/2	0/4	0/1
6/8	4/4	3/4

7-Missed 2-Post 6-Blocked
1/1 Fast Breaks 1/1 Breakthroughs

20 NIKOLIC Ratko



0/1	1/1	1/2
2/2	0/2	1/1
5/6	5/5	8/8

1-Missed 1-Post
2/2 Fast Breaks



7th MEN'S EUROPEAN HANDBALL CHAMPIONSHIP

EURO2006



Cumulative Statistics

SLO - Slovenia

After 6 Matches

Coach: IVEZIC Slavko

Time outs: 12 Avg. Time outs: 2.0

No	Name	M	Total			All Goals / Shots							Punishments				Offence			Defence			TP		
			P	Goals	Shots	%	7mP	7m%	6mC	Wing	BT	FB	9m	YC	RC	2M	2+2	EX	AS	R7	TO(TF)	ST		BS	P7
1	PODPECAN Dusan	1																							8:02
2	KOZLINA Miladin	6	10	16	63					1/1	1/2	8/13	1	1	4			1		2	3	6	1	2:11:25	
3	BACKOVIC Ognjen	2											1		3				1	1		2		30:32	
4	VUGRINEC Renato	5	15	38	39	0/1	0	2/3		2/2	2/2	9/30	1		2			11		6 (4)	1	2		2:38:34	
5	JOVICIC Zoran	6	21	28	75	10/13	77	1/1	5/9		5/5		3	1				4	2	4 (3)	1			3:47:36	
7	KAVTICNIK Vid	6	23	34	68	0/1	0	4/4	13/16		5/10	1/3	2	1				11	3	3	5	2		4:58:26	
8	OSTIR Marko	6	5	6	83			5/5				0/1	3		7			4	3	1 (3)		8	1	3:07:35	
9	NATEK Jure	5	15	25	60				1/1	2/2	1/1	11/21	1		2			9	3	3 (3)	1	1	3	2:19:54	
10	GAJIC Dragan	6	3	6	50				1/2		2/4								1					1:19:38	
12	SKOF Gorazd	6																3		1				3:52:56	
14	RUTENKA Sjarhei	6	51	81	63	15/20	75	3/6	2/4	7/8	3/3	21/40		1	4			17	6	17 (7)	1	1	4	3:44:18	
15	PAJOVIC Ales	6	7	24	29					1/1	2/2	4/21	2		1			5		3	1	1		2:33:42	
16	LAPAJNE Beno	5																1						1:59:02	
18	ZORMAN Uros	6	20	23	87			4/5	2/2	7/7	2/2	5/7	2		1			19	11	11 (8)	1	2	1	4:16:13	
19	LUBEJ Zoran	6	9	12	75			8/11				1/1						7	6	1 (2)	1	2	3	2:16:05	
20	ZVIZEJ Luka	6	12	16	75			0/1	3/5			9/9	0/1	1		3			3	1				2:16:02	
Team																									
Totals			191	309	62	25/35	71	27/36	27/39	20/21	33/41	59/137	17	2	32			95	35	54 (30)	16	23	18	6:00:00	

No	Name	M	Total			All Saves / Shots										
			P	Saves	Shots	%	7mP	7m%	6mC	Wing	BT	FB	9m	9m%	NS	NS%
1	PODPECAN Dusan	6	0	7	0	0/1	0	0/3		0/1	0/1	0/1		0	0/4	0
12	SKOF Gorazd	6	55	178	31	2/6	33	3/30	12/26	2/10	5/33	31/73	42	17/66	26	
16	LAPAJNE Beno	6	36	100	36	3/9	33	6/15	7/12	2/14	1/15	17/35	49	15/41	37	
Totals			91	285	32	5/16	31	9/48	19/38	4/25	6/49	48/109	44	32/111	29	

Attacks

Team	All		Player Majority		Player Minority		Position Attacks		FB		Ind. FB		Team FB		TO	TO %
	G/Att.	%	G/Att.	%	G/Att.	%	G/Att.	%	G/Att.	%	G/Att.	%	G/Att.	%		
SLO	191/365	52	48/71	68	16/45	36	158/318	50	33/47	70	13/15	87	20/32	63	84	23

LEGEND

G/S Goals / Shots	% Efficiency	6m 6-metre Shots	7m 7-metre Shots	9m 9-metre Shots
S/S Saves / Shots	Wing Wing Shots	FB Fast Breaks	BT Breakthroughs	EX Exclusions
AS Assists	TF Technical Faults	ST Steals	BS Blocked Shots	TP Time Played
YC Yellow Cards	RC Red Cards	n/a not applicable	PR Placement	MP Matches Played
PR Preliminary Round	QF Quarterfinal	SF Semifinal	GM Gold Medal Match	
2Min 2 Minute Suspensions				



Cumulative Statistics

SLO - Slovenia

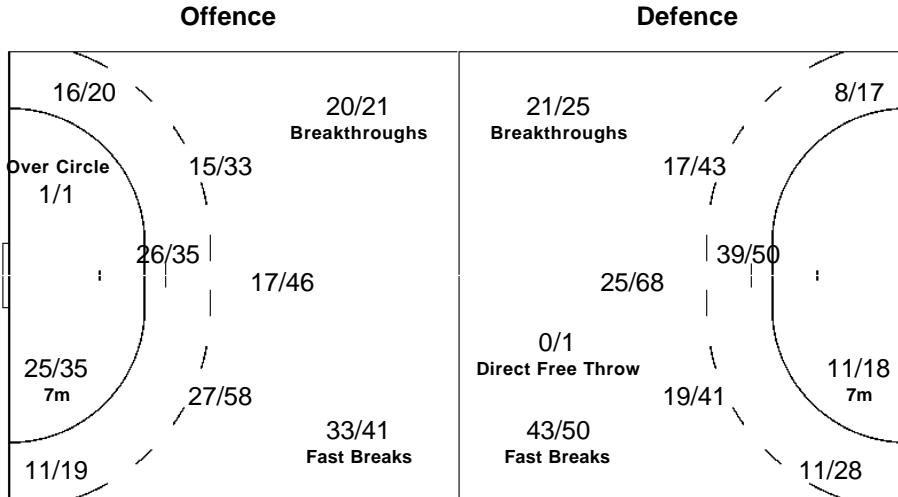
After 6 Matches

OverView of Shot Distribution

Players Goals / Shots

Team		
Goals / Shots		
24/27	10/13	18/22
8/13	1/13	7/14
55/75	14/22	54/66

12-Missed 11-Post 21-Blocked



Goalkeepers Saves / Shots

1/19	1/7	6/25
18/33	9/9	17/26
18/79	7/18	14/69

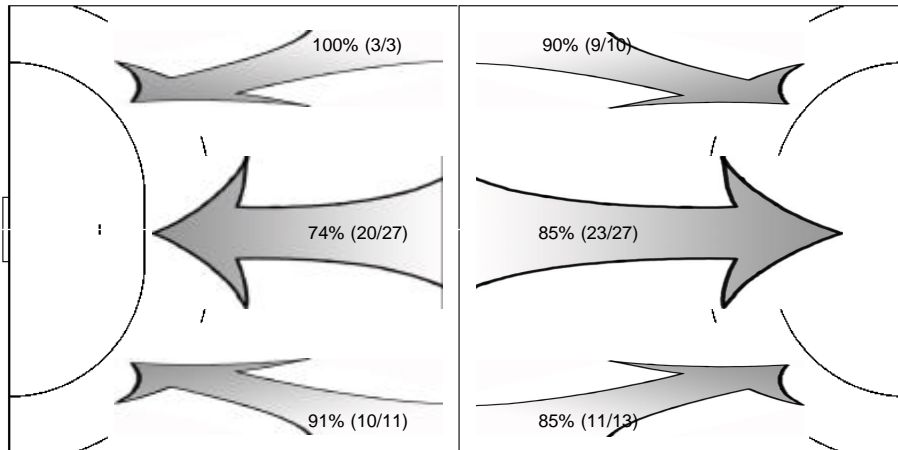
1 PODPECAN D

0/3	0/1	0/3

12 SKOF G

1/15	0/3	5/19
10/18	9/9	7/13
14/55	3/10	6/36

Shot Distribution Fast Breaks



16 LAPAJNE B

0/4	1/4	1/6
8/15		10/13
4/21	4/7	8/30

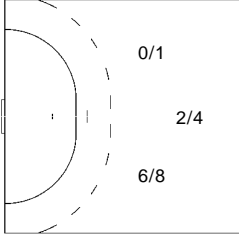


Cumulative Statistics

Players Shot Distribution

Goals / Shots

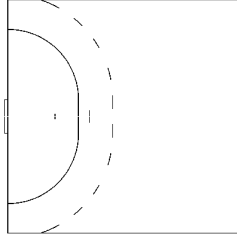
2 KOZLINA Miladin



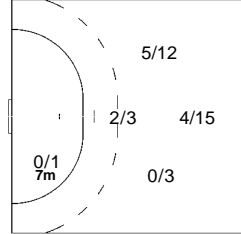
1/2	1/1	
	0/1	1/1
2/3		5/6

2-Blocked
1/2 Fast Breaks 1/1 Breakthroughs

3 BACKOVIC Ognjen



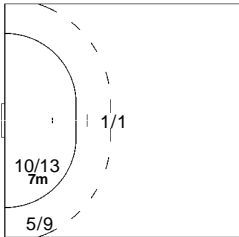
4 VUGRINEC Renato



2/3	1/2	1/1
1/1	0/3	0/2
5/10	4/6	1/1

3-Missed 1-Post 5-Blocked
2/2 Fast Breaks 2/2 Breakthroughs

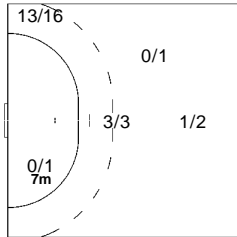
5 JOVICIC Zoran



	1/1	4/4
1/2	1/2	1/1
2/4	3/3	8/11

5/5 Fast Breaks

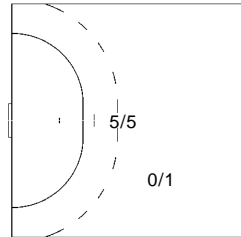
7 KAVTICNIK Vid



2/2	3/4	
1/1	0/1	1/1
12/17	2/2	2/3

1-Missed 1-Post 1-Blocked
5/10 Fast Breaks

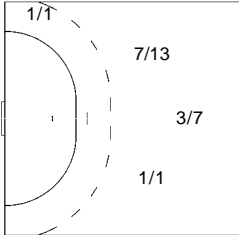
8 OSTIR Marko



1/1		
1/1		1/1
	1/2	1/1

1/1 Over Circle

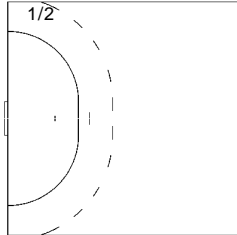
9 NATEK Jure



		3/3
	0/2	0/1
8/9		4/5

1-Missed 2-Post 2-Blocked
1/1 Fast Breaks 2/2 Breakthroughs

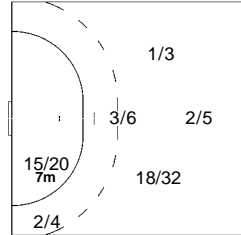
10 GAJIC Dragan



0/1	0/1	
1/1	1/1	1/2

2/4 Fast Breaks

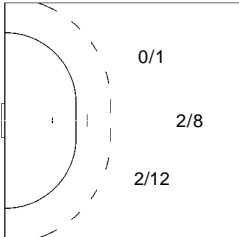
14 RUTENKA Siarhei



8/8	2/2	4/5
4/4	0/2	2/5
10/11	2/5	19/22

5-Missed 7-Post 5-Blocked
3/3 Fast Breaks 7/8 Breakthroughs

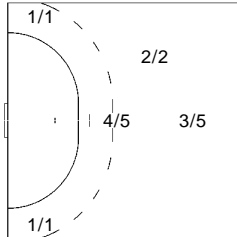
15 PAJOVIC Ales



1/1		1/2
0/1	0/2	
1/5	0/2	4/6

5-Blocked
2/2 Fast Breaks 1/1 Breakthroughs

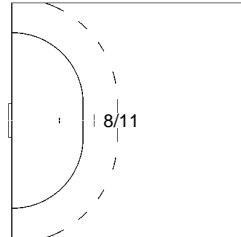
18 ZORMAN Uros



4/4	1/1	3/3
0/1		
6/6		6/6

1-Missed 1-Blocked
2/2 Fast Breaks 7/7 Breakthroughs

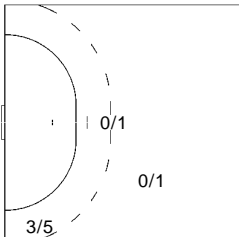
19 LUBEJ Zoran



2/2	1/1	
		1/2
4/5		1/1

1-Missed
1/1 Fast Breaks

20 ZVIZEJ Luka



3/3		2/4
0/2		
4/4	1/1	2/2

9/9 Fast Breaks



7th MEN'S EUROPEAN HANDBALL CHAMPIONSHIP

EURO2006



Cumulative Statistics

SUI - Switzerland

After 3 Matches

Coach: EHRET Arno

Time outs: 4 Avg. Time outs: 1.3

No	Name	M	Total			All Goals / Shots						Punishments					Offence			Defence			TP			
			P	Goals	Shots	%	7mP	7m%	6mC	Wing	BT	FB	9m	YC	RC	2M	2+2	EX	AS	R7	TO(TF)	ST		BS	P7	
1	MEISTERHANS Christian																									
4	KURTH Marco	3	10	21	48				2/8	1/1	4/4	3/8						5	2	1	1					2:43:27
5	LINIGER Manuel	3	11	20	55	0/1	0	2/2	4/10	1/1	4/4	0/2						3	1							1:52:30
6	ECHAUD Benjamin	3	4	8	50			1/2			1/1	2/5						1		1		1				35:12
7	URSIC Iwan	3	1	5	20			0/3				1/2	2	2				2	1	2 (2)	1	1	4			1:37:08
8	STETTLER Martin	3											3	3								1	2	4		1:19:57
10	JODER Rudolf	2	2	3	67						1/1	1/2						2	1		1					30:00
11	BRÜNGGER Severin	3	2	4	50			2/4										1	2	1	1	3	3			1:28:13
12	EBINGER Antoine	3																								1:07:50
13	FELLMANN Daniel	1												1								1				13:56
16	STAUBER Pascal	3																4								1:52:10
17	ENGELER Martin	3	19	31	61	9/11	82	1/1		0/1		9/18	1					4	2	4	1	3	3			2:28:55
18	GAUTSCHI Thomas	3	16	41	39					1/2		15/39						5	2	5 (4)						1:33:17
19	STAUDENMANN David	3	0	1	0				0/1												(1)					24:04
20	SCHMID Andre	3	11	23	48	1/1	100		1/1			9/21	2					2		2 (3)	1		2			2:06:35
21	JENNY Pascal	3	10	12	83			2/2	4/6	1/1	2/2	1/1						2	3	2 (1)						1:06:46
Team													1								(1)					
Totals			86	169	51	10/13	77	8/14	11/26	4/6	12/12	41/98	9		10				31	14	18 (12)	7	11	16		3:00:00

No	Name	M	Total			All Saves / Shots											
			P	Saves	Shots	%	7mP	7m%	6mC	Wing	BT	FB	9m	9m%	NS	NS%	
1	MEISTERHANS Christian	3															
12	EBINGER Antoine	3	14	57	25	1/7	14	0/6	1/2	0/2	2/14	10/26	38	1/10		10	
16	STAUBER Pascal	3	30	84	36	1/9	11	1/8	5/8	1/6	8/14	14/39	36	7/22		32	
Totals			44	141	31	2/16	13	1/14	6/10	1/8	10/28	24/65	37	8/32		25	

Attacks

Team	All		Player Majority		Player Minority		Position Attacks		FB		Ind. FB		Team FB		TO	TO %
	G/Att.	%	G/Att.	%	G/Att.	%	G/Att.	%	G/Att.	%	G/Att.	%	G/Att.	%		
SUI	86/178	48	12/22	55	3/12	25	74/166	45	12/12	100	1/1	100	11/11	100	30	17

LEGEND

G/S Goals / Shots	% Efficiency	6m 6-metre Shots	7m 7-metre Shots	9m 9-metre Shots
S/S Saves / Shots	Wing Wing Shots	FB Fast Breaks	BT Breakthroughs	EX Exclusions
AS Assists	TF Technical Faults	ST Steals	BS Blocked Shots	TP Time Played
YC Yellow Cards	RC Red Cards	n/a not applicable	PR Placement	MP Matches Played
PR Preliminary Round	QF Quarterfinal	SF Semifinal	GM Gold Medal Match	
2Min 2 Minute Suspensions				



Cumulative Statistics

SUI - Switzerland

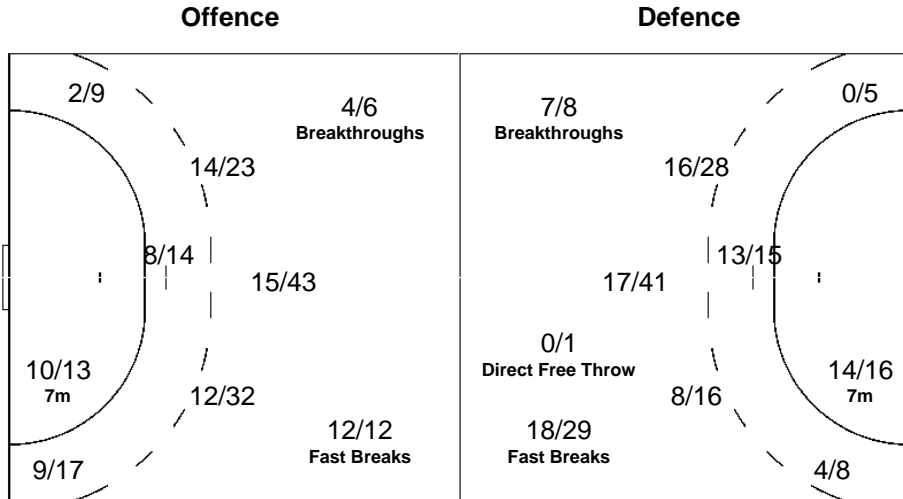
After 3 Matches

OverView of Shot Distribution

Players Goals / Shots

Team		
Goals / Shots		
9/12	1/3	12/16
3/15	0/2	6/13
29/40	3/3	23/31

14-Missed 9-Post 11-Blocked



Goalkeepers Saves / Shots

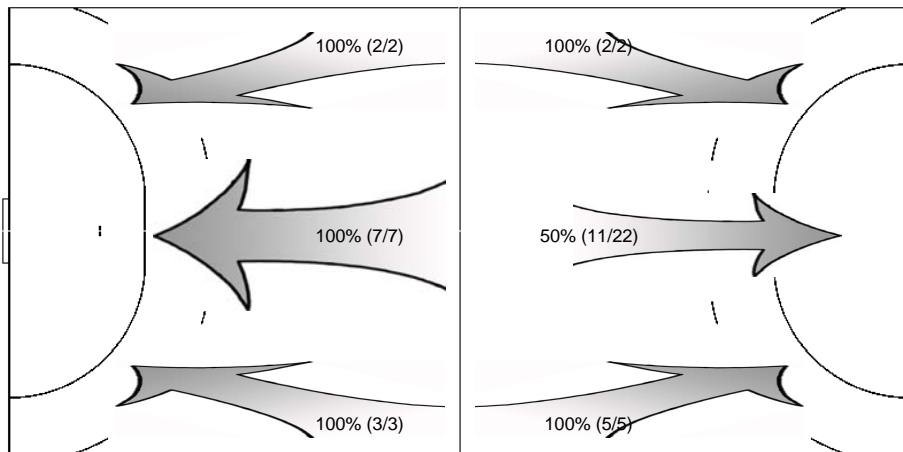
2/16	3/6	0/11
6/15	8/9	2/15
9/29	7/13	7/27

1 MEISTERHANS C

12 EBINGER A

1/8	0/3	0/5
3/7	1/1	0/6
4/14	3/5	2/8

Shot Distribution Fast Breaks



16 STAUBER P

1/8	3/3	0/6
3/8	7/8	2/9
5/15	4/8	5/19

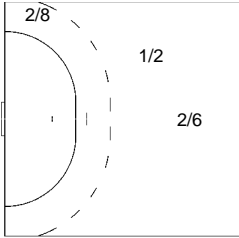


Cumulative Statistics

Players Shot Distribution

Goals / Shots

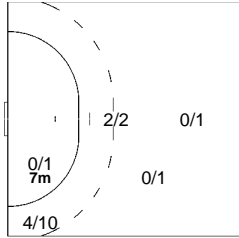
4 KURTH Marco



0/1	0/2	
1/4	0/1	
4/4	2/2	3/3

1-Missed 1-Post 2-Blocked
4/4 Fast Breaks 1/1 Breakthroughs

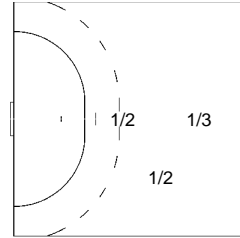
5 LINIGER Manuel



	1/1	2/3
0/2		1/2
3/5		4/4

1-Missed 2-Post
4/4 Fast Breaks 1/1 Breakthroughs

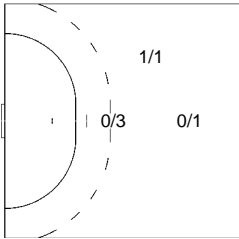
6 ECHAUD Benjamin



1/2		1/2
1/1		
1/2		0/1

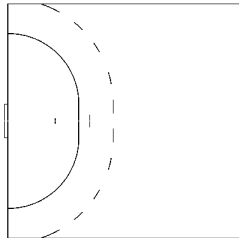
1/1 Fast Breaks

7 URSIC Iwan

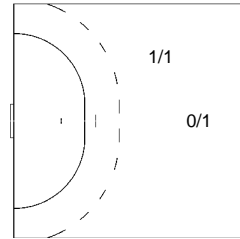


		1/2
		0/1
		0/2

8 STETTLER Martin



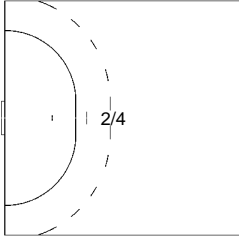
10 JODER Rudolf



		2/2

1-Missed
1/1 Fast Breaks

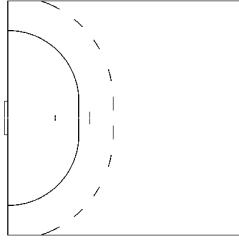
11 BRÜNGGER Severin



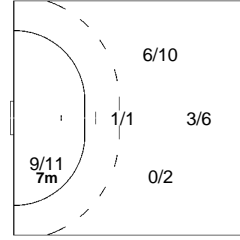
0/1		2/2

1-Post

13 FELLMANN Daniel



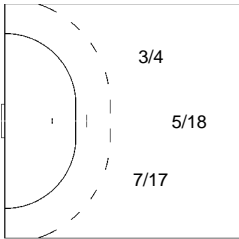
17 ENGELER Martin



6/6		1/1
0/3		2/2
6/8		4/5

3-Missed 3-Blocked
0/1 Breakthroughs

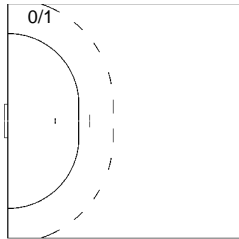
18 GAUTSCHI Thomas



1/1		2/2
0/4		1/5
10/15	1/1	1/3

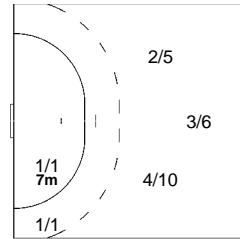
3-Missed 3-Post 4-Blocked
1/2 Breakthroughs

19 STAUDENMANN David



0/1		

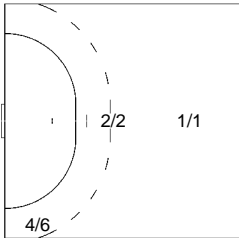
20 SCHMID Andre



1/1		1/1
1/1	0/1	1/2
2/2		5/6

5-Missed 2-Post 2-Blocked

21 JENNY Pascal



		2/3
		1/1
3/3		4/5

2/2 Fast Breaks 1/1 Breakthroughs



7th MEN'S EUROPEAN HANDBALL CHAMPIONSHIP

EURO2006



Cumulative Statistics

SVK - Slovakia

After 3 Matches

Coach: HATALCIK Peter

Time outs: 6 Avg. Time outs: 2.0

No	Name	M	Total			All Goals / Shots						Punishments				Offence			Defence			TP				
			Goals	Shots	%	7mP	7m%	6mC	Wing	BT	FB	9m	YC	RC	2M	2+2	EX	AS	R7	TO(TF)	ST		BS	P7		
1	PRAMUK Martin	1																						0:47		
3	STRANOVSKY Tomas	3	4	11	36				2/7		2/4			2		1				1		3		1	2:00:56	
4	KUKUCKA Peter	3	8	18	44			0/4	0/1	2/3			6/10	1		3			8		9 (2)	3	1	3	2:32:53	
5	JANO Pavol	3	5	6	83			4/5		1/1								2	2	(2)				1	46:40	
7	ZATKO Peter	3	3	7	43			1/2	1/1	1/1			0/3	1		4			4	1	2 (2)	2		2	1:19:52	
8	KOLESAR Jan	3	6	11	55					2/3	0/1		4/7			1			1	1	3				1:00:04	
9	VALO Daniel	3	5	18	28			1/4				0/1	4/13	1				4	1	4 (3)					1:13:33	
10	TABACKO Rastislav	1	5	13	38					2/2			3/11					4	1	4			1		51:15	
12	STOCHL Richard	3	0	1	0								0/1					1							2:19:28	
15	POLAKOVIC Pavol	3	9	16	56	6/8	75			1/1	1/3	1/4			1					3 (1)	1		2	1:34:39		
16	MELUS Michal	2																1		1					39:45	
18	FARKASOVSKY Martin	2	1	6	17			1/1					0/5			1		1	1	1					33:28	
19	TUMIDALSKY Peter	3	4	11	36			1/1	0/1	1/1	0/1	2/7		2						5	1	2	1	1	1:04:40	
21	HLAVTUR Peter	3	4	7	57			4/7						2		1		3	1	(1)	1	3	4		1:59:18	
22	STRANOVSKY Martin	3	11	18	61	0/1	0	1/2	3/8			3/3	4/4					2	1	(1)	2				1:36:17	
28	ANTL Radoslav	3	7	11	64	2/3	67	1/1	2/4			2/3				1		1	2	1				2	1:26:25	
Team														1												
Totals			72	154	47	8/12	67	14/27	8/22	10/12	8/16	24/65	10		13			30	12	35 (12)	13	7	16		3:00:00	

No	Name	M	Total			All Saves / Shots																			
			Saves	Shots	%	7mP	7m%	6mC	Wing	BT	FB	9m	9m%	NS	NS%										
1	PRAMUK Martin	3	1	2	50	1/2	50																		
12	STOCHL Richard	3	32	107	30	2/7	29	4/23	4/9	2/12	2/21	18/35		51	10/44										23
16	MELUS Michal	3	13	37	35	0/4	0	2/7	1/3	0/4	0/2	10/17		59	3/14										21
Totals			46	146	32	3/13	23	6/30	5/12	2/16	2/23	28/52		54	13/58										22

Attacks

Team	All		Player Majority		Player Minority		Position Attacks		FB		Ind. FB		Team FB		TO	TO %
	G/Att.	%	G/Att.	%	G/Att.	%	G/Att.	%	G/Att.	%	G/Att.	%	G/Att.	%		
SVK	72/179	40	13/24	54	5/21	24	64/164	39	8/15	53	5/10	50	3/5	60	47	26

LEGEND									
G/S	Goals / Shots	%	Efficiency	6m	6-metre Shots	7m	7-metre Shots	9m	9-metre Shots
S/S	Saves / Shots	Wing	Wing Shots	FB	Fast Breaks	BT	Breakthroughs	EX	Exclusions
AS	Assists	TF	Technical Faults	ST	Steals	BS	Blocked Shots	TP	Time Played
YC	Yellow Cards	RC	Red Cards	n/a	not applicable	PR	Placement	MP	Matches Played
PR	Preliminary Round	QF	Quarterfinal	SF	Semifinal	GM	Gold Medal Match		
2Min	2 Minute Suspensions								



Cumulative Statistics

SVK - Slovakia

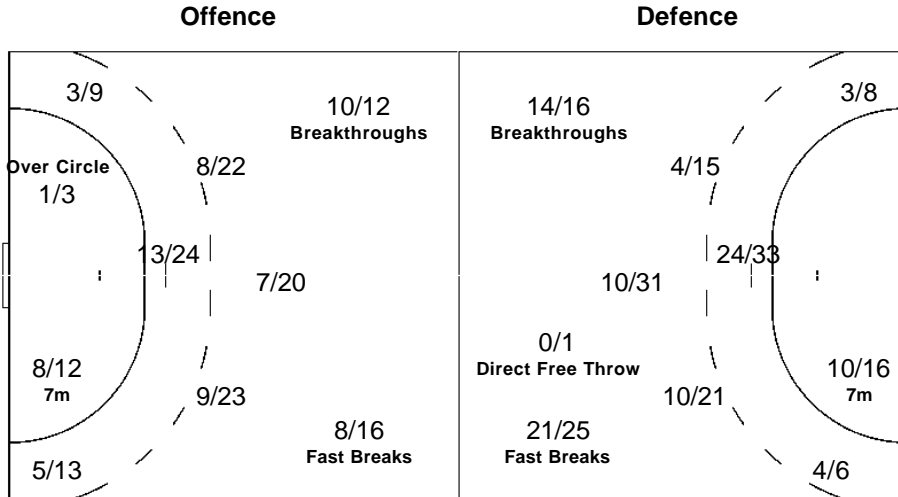
After 3 Matches

OverView of Shot Distribution

Players Goals / Shots

Team		
Goals / Shots		
11/16	4/11	8/12
4/13	0/3	5/9
20/24	4/11	16/25

9-Missed 7-Post 14-Blocked



Goalkeepers Saves / Shots

6/18	4/8	2/9
4/14	7/7	9/15
10/37	0/7	4/31

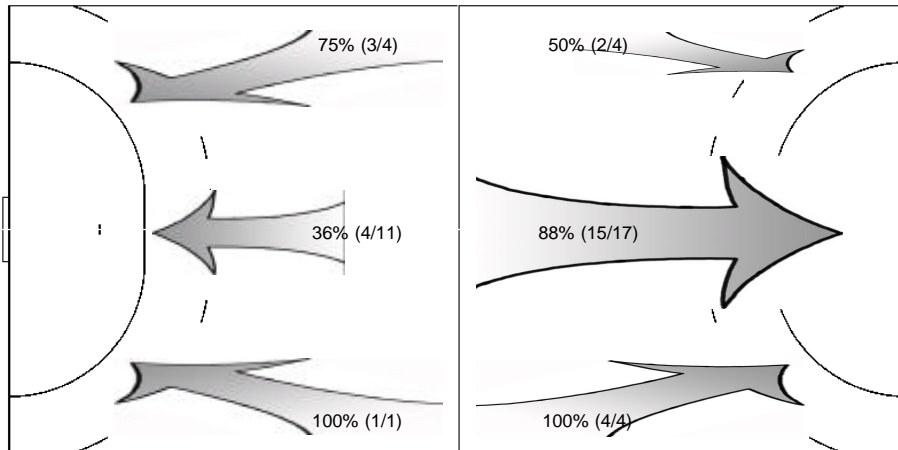
1 PRAMUK M

	1/1	
		0/1

12 STOCHL R

3/10	1/4	2/8
4/13	3/3	9/14
8/26	0/6	2/23

Shot Distribution Fast Breaks



16 MELUS M

3/8	2/3	0/1
0/1	4/4	
2/11	0/1	2/8

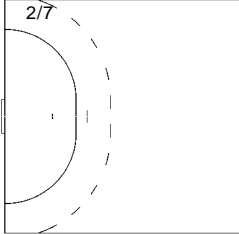


Cumulative Statistics

Players Shot Distribution

Goals / Shots

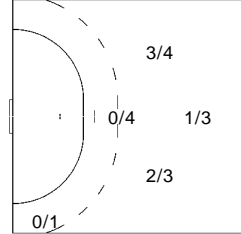
3 STRANOVSKY Tomas



1/3		
0/1		
	0/2	3/3

1-Missed 1-Blocked
2/4 Fast Breaks

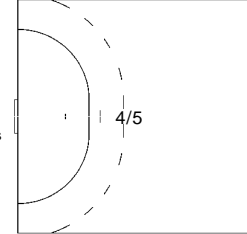
4 KUKUCKA Peter



3/3	0/2	1/2
1/2	0/1	2/2
		1/2

2-Missed 2-Blocked
2/3 Breakthroughs

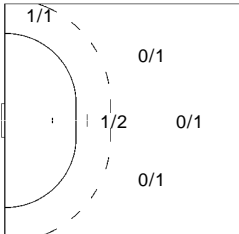
5 JANO Pavol



2/2	1/1	
1/1		
1/1		

1-Post
1/1 Breakthroughs

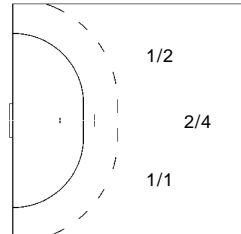
7 ZATKO Peter



	0/1	1/1
	0/1	
1/1		1/2

1-Blocked
1/1 Breakthroughs

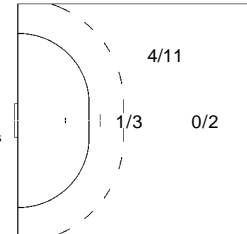
8 KOLESAR Jan



0/1		
4/4	1/1	1/1

2-Missed 1-Post 1-Blocked
0/1 Fast Breaks 2/3 Breakthroughs

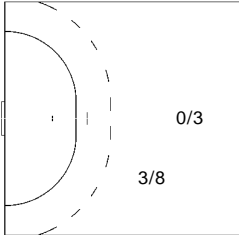
9 VALO Daniel



0/1	0/1	0/1
2/3		
1/1		2/4

2-Missed 2-Post 3-Blocked
0/1 Fast Breaks
0/1 Over Circle

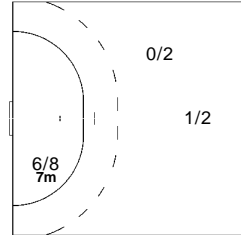
10 TABACKO Rastislav



2/2	1/2	2/5

4-Blocked
2/2 Breakthroughs

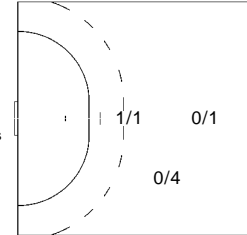
15 POLAKOVIC Pavol



3/3	2/2	1/1
0/1	0/1	
2/2	0/2	1/3

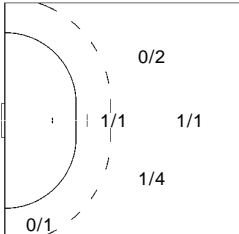
1-Post
1/3 Fast Breaks 1/1 Breakthroughs

18 FARKASOVSKY Martin



		0/1
0/2		
1/3		

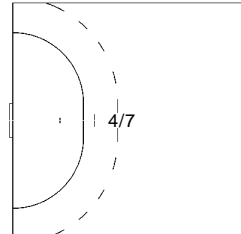
19 TUMIDALSKY Peter



1/2	0/1	1/1
0/1		1/1
1/3	0/1	

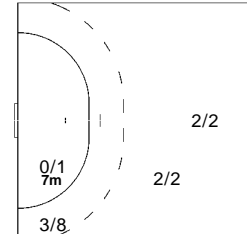
0/1 Fast Breaks 1-Blocked
1/1 Breakthroughs

21 HLAVTUR Peter



	1/1	
0/2		1/1
1/1	1/2	

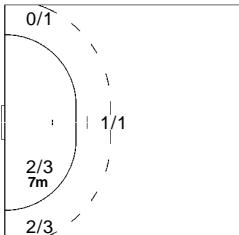
22 STRANOVSKY Martin



1/1	0/1	2/3
		1/3
3/3	1/1	3/3

1-Missed 1-Post 1-Blocked
3/3 Fast Breaks
1/2 Over Circle

28 ANTL Radoslav



		2/2
		0/2
3/3		2/2

1-Missed 1-Post
2/3 Fast Breaks



7th MEN'S EUROPEAN HANDBALL CHAMPIONSHIP

EURO2006



Cumulative Statistics

UKR - Ukraine

After 6 Matches

Coach: KUSHNIRYUK Sergiy

Time outs: 7 Avg. Time outs: 1.2

No	Name	M	Total			All Goals / Shots						Punishments				Offence			Defence			TP							
			Goals	Shots	%	7mP	7m%	6mC	Wing	BT	FB	9m	YC	RC	2M	2+2	EX	AS	R7	TO(TF)	ST		BS	P7					
1	BILYK Sergiy	6															2		1					5:56:22					
2	GURKOVSKY Yevgeny	6	7	9	78			5/7		1/1	1/1						3			2	3	1		2	2	2:13:39			
3	STETSYURA Mykola	6	27	39	69			5/5	6/15		12/14	4/5	1						1	2	1 (2)	1	1	3	4:06:26				
4	KISIL Volodymyr	6	6	13	46			5/9			1/3	0/1	3			3					1 (3)	2	1	4	3:22:44				
5	PETRENKO Yuriy	6	21	41	51	1/1	100	3/4	0/2	4/5	3/4	10/25				1	3		13	5	6 (3)	4	3	4	4:41:33				
6	NAT Vitaliy	6	14	31	45	0/1	0	2/6	3/10	4/4	5/7	0/3	3			1			9	3	5 (1)	5		1	5:29:58				
7	KOSTETSKIY Yuriy	6	23	50	46	8/12	67	1/2		3/4	1/2	10/30				1			9	4	10 (5)	2		2	2:01:53				
8	REMIZOV Sergiy	6														2		4			1			3	3	1:00:30			
9	SHEL'MENKO Sergiy	6	32	82	39			1/2	1/1	0/1		30/78				1			9	2	10 (11)	1	1			3:35:38			
10	NATALYUK Andriy	6	0	1	0						0/1		4			3			2				1	10	1	2:20:41			
11	KOLTSOV Bogadan																												
14	PRUDIUS Ruslan	6	11	13	85				4/4		7/9								1					3			1:47:31		
15	GLADUN Olexandr	6	0	3	0						0/1	0/2	1			1			1		1						15:38		
16	BUDKO Yevgeniy	1																										3:38	
17	ANDRYUSHCHENKO Igor	6	15	46	33				0/2		1/1	14/43	3			6			3	1	4 (5)	2	6	4			4:28:41		
18	TKHOREVSKYY Kostyantyn	5	7	16	44	4/6	67			1/1	0/1	2/8				1					2 (1)							35:08	
Team													2																
Totals			163	344	47	13/20	65	22/35	14/34	13/16	31/44	70/195	19	1	27				54	20	42 (32)	21	27	24				6:00:00	

No	Name	M	Total			All Saves / Shots									
			Saves	Shots	%	7mP	7m%	6mC	Wing	BT	FB	9m	9m%	NS	NS%
1	BILYK Sergiy	5	73	264	28	3/23	13	8/29	8/41	6/21	9/42	39/108	36	22/91	24
16	BUDKO Yevgeniy	5	0	2	0				0/1			0/1	0	0/1	0
Totals			73	266	27	3/23	13	8/29	8/42	6/21	9/42	39/109	36	22/92	24

Attacks

Team	All		Player Majority		Player Minority		Position Attacks		FB		Ind. FB		Team FB		TO	TO %
	G/Att.	%	G/Att.	%	G/Att.	%	G/Att.	%	G/Att.	%	G/Att.	%	G/Att.	%		
UKR	163/368	44	23/44	52	15/38	39	132/323	41	31/45	69	12/16	75	19/29	66	74	20

LEGEND

G/S Goals / Shots	% Efficiency	6m 6-metre Shots	7m 7-metre Shots	9m 9-metre Shots
S/S Saves / Shots	Wing Wing Shots	FB Fast Breaks	BT Breakthroughs	EX Exclusions
AS Assists	TF Technical Faults	ST Steals	BS Blocked Shots	TP Time Played
YC Yellow Cards	RC Red Cards	n/a not applicable	PR Placement	MP Matches Played
PR Preliminary Round	QF Quarterfinal	SF Semifinal	GM Gold Medal Match	
2Min 2 Minute Suspensions				



Cumulative Statistics


UKR - Ukraine

After 6 Matches

OverView of Shot Distribution

Players Goals / Shots

Team		
Goals / Shots		
21/24	4/12	14/22
10/31	1/16	18/31
43/57	10/21	42/57
33-Missed 11-Post 28-Blocked		



Goalkeepers Saves / Shots

4/26	5/8	7/30
11/26	10/10	8/23
10/61	4/15	14/67

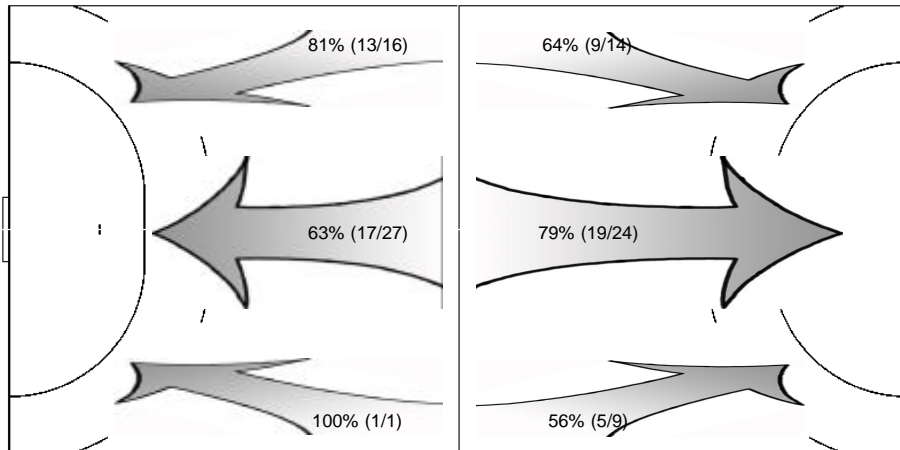
1 BILYK S

4/26	5/7	7/29
11/26	10/10	8/23
10/61	4/15	14/67

16 BUDKO Y

	0/1	0/1

Shot Distribution Fast Breaks



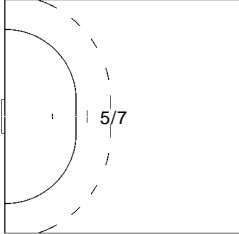


Cumulative Statistics

Players Shot Distribution

Goals / Shots

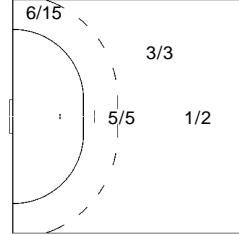
2 GURKOVSKY Yevgeny



		1/1
		1/1
2/2	1/1	2/3

1-Missed
1/1 Fast Breaks
1/1 Breakthroughs

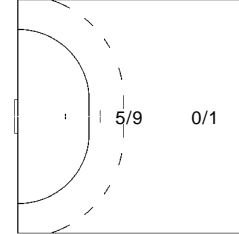
3 STETSYURA Mykola



4/5		0/1
2/3	1/1	1/2
12/16	2/2	5/7

1-Missed
12/14 Fast Breaks
1-Blocked

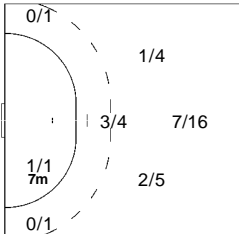
4 KISIL Volodymyr



2/3		
0/1		
1/3	2/4	1/1

1-Missed
1/3 Fast Breaks

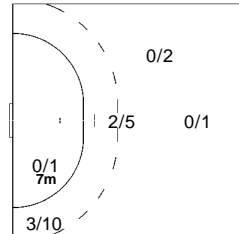
5 PETRENKO Yuriy



5/5		2/5
1/4	0/2	2/5
9/9	1/2	1/1

4-Missed 2-Post 2-Blocked
3/4 Fast Breaks
4/5 Breakthroughs

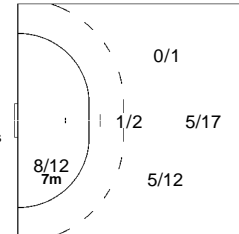
6 NAT Vitaliy



	0/2	1/2
0/2		2/4
4/6	0/2	7/9

4-Missed
5/7 Fast Breaks
4/4 Breakthroughs
0/1 Over Circle

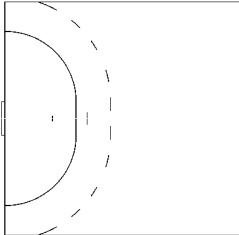
7 KOSTETSKIY Yuriy



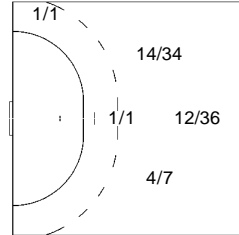
3/4	3/3	5/5
0/4	0/2	1/3
3/3		8/10

6-Missed 3-Post 7-Blocked
1/2 Fast Breaks
3/4 Breakthroughs

8 REMIZOV Sergiy



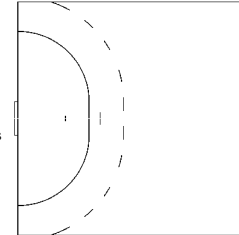
9 SHEL'MENKO Sergiy



6/6	1/6	3/3
6/14	0/6	3/5
5/7	1/3	7/9

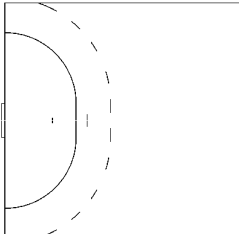
7-Missed 3-Post 13-Blocked
0/1 Breakthroughs
0/1 Direct Free Throw
0/1 Over Circle

10 NATALYUK Andriy

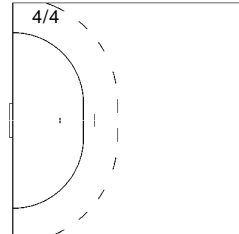


1-Missed
0/1 Fast Breaks

11 KOLTISOV Bogadan



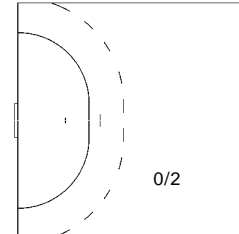
14 PRUDIUS Ruslan



1/1		
	0/1	
3/3	2/2	5/5

1-Post
7/9 Fast Breaks

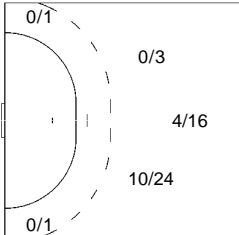
15 GLADUN Olexandr



		0/1
		0/1

1-Missed
0/1 Fast Breaks

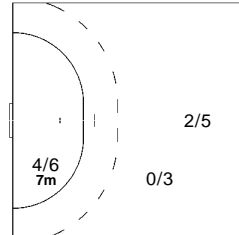
17 ANDRYUSHCHENKO Igor



	0/1	2/3
1/3	0/3	6/8
0/3	1/5	5/10

4-Missed 1-Post 5-Blocked
1/1 Fast Breaks

18 TKHOREVSKYY Kostyantyn



		0/1
	0/1	2/2
4/5		1/2

3-Missed 1-Post
0/1 Fast Breaks
1/1 Breakthroughs