



2000 Men's European Handball Championship / EURO 2000 CUMULATIVE STATISTICS

Croatia (CRO)

After 6 Matches

Coach: ZOVKO Zdravko

YC Coach: 1

Time outs: 8

Avg. Time outs: 1.33

| No. | Name | M | Total | | | All Goals / Shots | | | | | | Punishments | | | | Offence | | | Defence | | | | TP | | |
|--------|----------------------|---|-------|-------|-------|-------------------|-----|-------|-------|-------|--------|-------------|----|----|----|---------|----|----|---------|----|----|----|----|---------|---------|
| | | | P | Goals | Shots | % | 7mP | 7m% | 6mC | Wing | BT | 9m | FB | YC | RC | 2M | EX | AS | R7 | TF | ST | BS | | P7 | |
| 1 | (2) BASIC Mirko | 6 | | | | | | | | | | | | | | | | | 1 | | | | | 2:12:53 | |
| 3 | (6) PERKOVAC Goran | 6 | 18 | 39 | 46 | 8/10 | 80 | 3/4 | 1/1 | 1/1 | 5/22 | 0/1 | | | 3 | | 3 | 1 | 9 | 1 | 7 | 8 | | 5:11:06 | |
| 4 | (0) SPREM Goran | 1 | 4 | 8 | 50 | | | | 1/4 | 1/1 | | 2/3 | | 1 | | 1 | | | | | | 1 | | 47:46 | |
| 5 | (6) JOVIC Bozidar | 6 | 7 | 15 | 47 | | | 5/10 | | | 0/2 | 2/3 | 3 | 1 | 6 | | 3 | 3 | 2 | 1 | 7 | 1 | | 3:50:06 | |
| 7 | (2) FARKAS Tomislav | 2 | | 5 | 0 | | | | 0/4 | | 0/1 | | 1 | | 1 | | | 1 | | | 1 | 4 | | 1:58:11 | |
| 8 | (4) BILIC Zvonimir | 5 | 19 | 29 | 66 | 0/1 | 0 | | 1/2 | 5/6 | 12/19 | 1/1 | 1 | 3 | | 1 | 3 | 9 | 1 | 1 | | | | 2:45:40 | |
| 9 | (2) KLJAIC Nenad | 6 | 10 | 15 | 67 | | | 4/6 | | | 0/2 | 6/7 | 4 | 6 | | 1 | 7 | 2 | 2 | 2 | 4 | | | 3:54:23 | |
| 10 | (0) GUDELJ Bruno | 2 | | | | | | | | | | | | | | | | | 2 | 1 | | 1 | | 32:02 | |
| 11 | (0) DZOMBA Mirza | 3 | 2 | 2 | 100 | | | | 2/2 | | | | | | | 1 | 2 | | | | 1 | 1 | | 33:59 | |
| 12 | (3) LOSERT Venio | 5 | | | | | | | | | | | | | | 1 | | | | | | | | 3:26:23 | |
| 14 | (5) VALCIC Tonci | 6 | 6 | 15 | 40 | | | | 4/8 | 2/2 | 0/5 | | 2 | 2 | | 2 | 1 | 6 | | | 1 | 4 | | 3:47:44 | |
| 15 | (1) GOLUZA Slavko | 6 | 11 | 17 | 65 | 1/1 | 100 | 2/3 | | 1/1 | 6/11 | 1/1 | 2 | 3 | | 5 | 4 | 5 | 1 | | 1 | | | 3:20:02 | |
| 16 | (1) MATOSEVIC Valter | 1 | | | | | | | | | | | | | | | | | | | | | | 20:36 | |
| 17 | (3) SARACEVIC Zlatko | 5 | 29 | 60 | 48 | 12/16 | 75 | | 2/4 | 1/1 | 13/38 | 1/1 | | 1 | | 1 | 1 | 6 | 1 | | | 2 | | 2:14:46 | |
| 19 | (6) SMAJLAGIC Irfan | 6 | 29 | 43 | 67 | | | 8/15 | 9/15 | 2/2 | 1/1 | 9/10 | 3 | 2 | | 3 | 5 | 5 | 1 | 1 | 3 | | | 5:36:31 | |
| 20 | (1) MIKULIC Zoran | 4 | 11 | 25 | 44 | | | | 0/1 | 4/4 | 7/20 | | | 2 | | 1 | | 3 | | | | 1 | | 1:27:52 | |
| Totals | | | 146 | 273 | 53 | 21/28 | 75 | 22/38 | 20/41 | 17/18 | 44/121 | 22/27 | 17 | 1 | 30 | | 23 | 52 | 28 | 9 | 31 | 21 | | | 6:00:00 |

| | Goalkeepers | M | Total | | | ALL Saves / Shots | | | | | | | | | | | |
|--------|----------------------|---|-------|-------|-------|-------------------|-----|------|-------|------|-------|----|-------|----|------|----|--|
| | | | P | Saves | Shots | % | 7mP | 7m% | 6mC | Wing | BT | NS | NS% | 9m | 9m% | FB | |
| 1 | (2) BASIC Mirko | 6 | 27 | 73 | 37 | 5/12 | 42 | 1/7 | 9/17 | 0/2 | 10/26 | 38 | 12/31 | 39 | 0/4 | | |
| 12 | (3) LOSERT Venio | 5 | 48 | 128 | 38 | 5/15 | 33 | 6/20 | 12/29 | 1/3 | 19/52 | 37 | 21/45 | 47 | 3/16 | | |
| 16 | (1) MATOSEVIC Valter | 1 | 4 | 17 | 24 | 0/2 | 0 | 0/1 | 3/7 | 0/1 | 3/9 | 33 | 1/5 | 20 | 0/1 | | |
| Totals | | | 80 | 219 | 37 | 10/29 | 34 | 7/28 | 24/53 | 1/6 | 32/87 | 37 | 35/82 | 43 | 3/21 | | |

Attacks

| Team | All | | Majority | | Minority | | Pos. | | FB | | Ind. FB | | Team FB | | TF | TF % |
|------|---------|----|----------|----|----------|----|---------|----|--------|----|---------|----|---------|----|----|------|
| | G/Att. | % | G/Att. | % | G/Att. | % | G/Att. | % | G/Att. | % | G/Att. | % | G/Att. | % | | |
| CRO | 146/288 | 51 | 25/51 | 49 | 17/38 | 45 | 124/258 | 48 | 22/30 | 73 | 7/11 | 64 | 15/19 | 79 | 52 | 18 |

Team Shots

| | Goals | Saves | Missed | Post | Blocked | Total | % | Prop % | | | | | | | | | | | |
|-------------------|-------|-------|--------|------|---------|-------|----|--------|----|----|----|----|---|----|----|----|----|----|----|
| 7m Penalty Throws | 21 | 4 | 1 | 2 | | 28 | 75 | 10 | | | | | | | | | | | |
| Breakthroughs | 17 | 1 | | | | 18 | 94 | 7 | | | | | | | | | | | |
| 6m Shots | 22 | 12 | 2 | 2 | | 38 | 58 | 14 | | | | | | | | | | | |
| Wing Shots | 20 | 13 | 2 | 6 | | 41 | 49 | 15 | | | | | | | | | | | |
| L R | 6 | 14 | 8 | 5 | 1 | 1 | 3 | 3 | 18 | 23 | 33 | 61 | | | | | | | |
| 9m Shots | 44 | 43 | 13 | 8 | 13 | 121 | 36 | 44 | | | | | | | | | | | |
| L C R | 7 | 30 | 7 | 8 | 26 | 9 | 5 | 4 | 4 | 1 | 4 | 3 | 2 | 23 | 73 | 25 | 30 | 41 | 28 |
| Fast Breaks | 22 | 4 | | | | | 1 | | 27 | | | | | 81 | | 10 | | | |
| Totals | 146 | 77 | 18 | 18 | 14 | 273 | 53 | 100 | | | | | | | | | | | |

Key:

| | | | |
|--|--|-----------------------------------|------------------------------------|
| 6mC : 6 Metre Centre Shots | Wing : Wing Shots | 9m : 9 Metre Shots | 7mP : 7 Metre Penalty Shots |
| FB : All Fast Breaks | BT : Breakthroughs | EX : Exclusions | % : Efficiency |
| Pos. : Position Attacks | RC : Red Cards | 2M : 2 Minute Suspensions | YC : Yellow Cards |
| Ind. FB : Individual Fast Break | Team FB : Team Fast Breaks | TP : Time Played | TF : Technical Faults |
| Prop % : Proportion of Goals | ST : Steals | R7 : Received 7m-Fouls | P7 : Penalty Fouls |
| AS : Assists | BS : Blocked Shots | Majority : Player Majority | Minority : Player Minority |
| G / Att. : Goals / Attacks | NS : Near Shots (incl. 6mC, BT, Wing) | | |



2000 Men's European Handball Championship / EURO 2000

CUMULATIVE STATISTICS

Croatia (CRO)

After 6 Matches

Overview of Shot Distribution

Players Goals/Shots

3 PERKOVAC Goran

| | | |
|-----|-----|-----|
| 1/3 | 2/2 | 2/2 |
| 1/1 | 0/4 | 1/3 |
| 3/6 | 1/2 | 7/8 |

3-Missed 1-Post 4-Blocked

4 SPREM Goran

| | | |
|-----|-----|-----|
| 2/3 | | 0/1 |
| | | |
| 1/1 | 1/1 | 0/1 |

1-Post

5 JOVIC Bozidar

| | | |
|-----|-----|-----|
| | 0/3 | 1/1 |
| 0/1 | | 1/2 |
| 1/3 | 3/3 | 1/1 |

1-Post

7 FARKAS Tomislav

| | | |
|-----|-----|-----|
| | 0/1 | |
| 0/1 | 0/1 | |
| | | 0/1 |

1-Blocked

8 BILIC Zvonimir

| | | |
|-----|-----|-----|
| 3/3 | 1/1 | 2/4 |
| | 0/1 | 1/1 |
| 8/8 | 1/2 | 3/3 |

2-Missed 3-Post 1-Blocked

9 KLJAJIC Nenad

| | | |
|-----|-----|-----|
| 1/2 | 1/2 | 1/2 |
| 1/1 | | 0/1 |
| 4/4 | | 2/2 |

1-Missed

10 GUDELJ Bruno

| | | |
|--|--|--|
| | | |
| | | |
| | | |

11 DZOMBA Mirza

| | | |
|--|--|-----|
| | | |
| | | |
| | | 2/2 |

14 VALCIC Tonci

| | | |
|-----|-----|-----|
| | | 2/3 |
| 1/1 | 0/1 | |
| 1/2 | 1/1 | 1/1 |

4-Missed 2-Post

15 GOLUZA Slavko

| | | |
|-----|-----|-----|
| 0/1 | 1/1 | 2/2 |
| 0/1 | 0/1 | |
| 2/2 | 5/5 | 1/2 |

2-Blocked

17 SARACEVIC Zlatko

| | | |
|-------|-----|-----|
| 3/3 | 2/2 | 3/5 |
| 2/5 | 0/2 | 0/7 |
| 12/14 | 2/3 | 5/7 |

4-Missed 3-Post 5-Blocked

19 SMAJLAGIC Irfan

| | | |
|-----|-----|------|
| 3/3 | 4/4 | 1/1 |
| 2/3 | 0/2 | 1/1 |
| 4/6 | 6/6 | 8/11 |

1-Missed 4-Post 1-Blocked

20 MIKULIC Zoran

| | | |
|-----|-----|-----|
| 0/1 | 1/3 | 1/1 |
| | 0/2 | 1/1 |
| 1/2 | 3/3 | 4/6 |

3-Missed 3-Post

Goalkeepers

Goals/Shots

| | | |
|-------|------|-------|
| 4/24 | 8/20 | 6/16 |
| 11/19 | 5/5 | 15/27 |
| 11/41 | 8/20 | 11/46 |

19-missed 6-Post 20-Blocked

1 BASIC Mirko

| | | |
|------|-----|------|
| 1/7 | 0/2 | 1/7 |
| 4/7 | 2/2 | 7/9 |
| 5/16 | 3/7 | 4/16 |

8-missed 3-Post 10-Blocked

12 LOSERT Venio

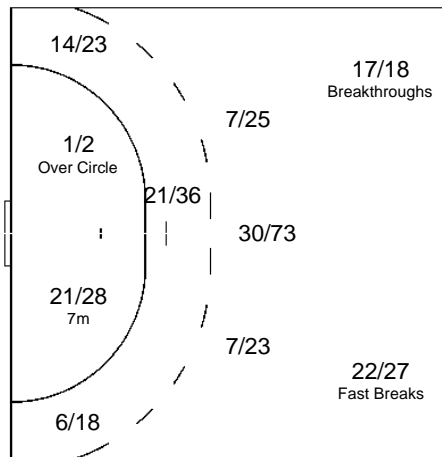
| | | |
|------|------|------|
| 2/15 | 8/18 | 5/9 |
| 7/9 | 3/3 | 6/12 |
| 5/23 | 4/10 | 7/28 |

11-missed 3-Post 10-Blocked

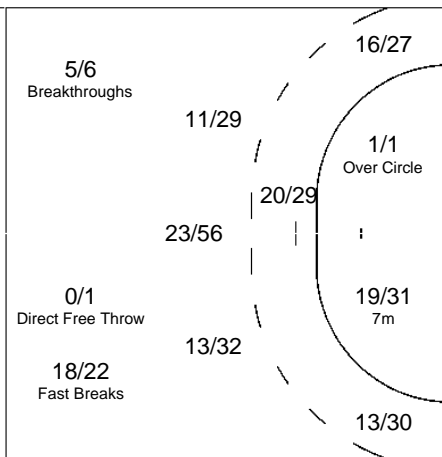
16 MATOSEVIC Valter

| | | |
|-----|-----|-----|
| 1/2 | | |
| 0/3 | | 1/5 |
| 1/2 | 1/3 | 0/2 |

Offence



Defence



Team Goals/Shots

| | | |
|-------|-------|-------|
| 13/19 | 12/19 | 15/22 |
| 7/14 | 0/14 | 5/16 |
| 37/48 | 23/26 | 34/45 |

18-missed 18-Post 14-Blocked



2000 Men's European Handball Championship / EURO 2000 CUMULATIVE STATISTICS

Denmark (DEN)

After 6 Matches

Coach: JENSEN Stig

YC Coach: 1

Time outs: 5

Avg. Time outs: 0.83

| No. | Name | M | Total | | | All Goals / Shots | | | | | | Punishments | | | | Offence | | | Defence | | | TP | | |
|--------|------------------------------|---|-------|-------|-------|-------------------|-----|-------|-------|-------|--------|-------------|----|----|----|---------|----|----|---------|----|----|----|----|---------|
| | | | P | Goals | Shots | % | 7mP | 7m% | 6mC | Wing | BT | 9m | FB | YC | RC | 2M | EX | AS | R7 | TF | ST | | BS | P7 |
| 1 | (3) HVIDT Kasper | 6 | | | | | | | | | | | | | | | | | | | | | | 3:16:42 |
| 2 | (6) BJERRE Morten | 6 | 17 | 33 | 52 | | | | 1/2 | 3/4 | 12/26 | 1/1 | 2 | 1 | | | 3 | 4 | 13 | | 2 | 4 | | 3:55:39 |
| 3 | (2) JEPPESEN Lars Krogh | 5 | 15 | 37 | 41 | | | | 0/2 | 6/7 | 9/28 | | 1 | 1 | | | 4 | 9 | 12 | 1 | 3 | 3 | | 2:33:32 |
| 5 | (1) FOG Ian Marko | 6 | 6 | 10 | 60 | | | 4/7 | 1/2 | 1/1 | | | 2 | 6 | | | 1 | 1 | 1 | 1 | 4 | 2 | | 2:39:51 |
| 6 | (4) JORGENSEN Lars Troels | 6 | 6 | 8 | 75 | | | | | 0/1 | 4/5 | 2/2 | 3 | 4 | | | 2 | 1 | 3 | 2 | 7 | 7 | | 3:10:31 |
| 7 | (3) JACOBSEN Nikolaj Breda | 4 | 28 | 36 | 78 | 13/14 | 93 | | 11/17 | 1/2 | | 3/3 | 1 | 1 | | | 2 | 2 | 4 | 1 | | 1 | | 3:36:51 |
| 8 | (2) VILHELMSSEN Keld | 6 | 4 | 10 | 40 | | | 0/1 | | 2/2 | 2/7 | | | | | | 1 | | 11 | | 3 | 2 | | 2:05:19 |
| 9 | (2) CHRISTIANSEN Lars | 3 | 13 | 19 | 68 | 4/5 | 80 | 1/1 | 5/9 | | | 3/4 | | | | | | | 2 | 1 | | 1 | | 2:19:45 |
| 10 | (4) BOLDSSEN Joachim | 6 | 13 | 25 | 52 | | | 1/1 | 0/1 | 3/3 | 5/15 | 4/5 | 1 | 4 | | | 3 | 1 | 3 | 3 | | 3 | | 3:46:01 |
| 12 | (3) ANDREASEN Soren Haagaard | 6 | | | | | | | | | | | | | | | | | | | | | | 2:43:18 |
| 13 | (1) FLENSBORG Claus | 1 | 2 | 5 | 40 | | | | | 1/1 | 1/4 | | | 1 | | | | | 2 | | | 1 | | 35:54 |
| 14 | (6) KNUDSEN Michael V. | 6 | 14 | 16 | 88 | | | 12/13 | 1/1 | | 0/1 | 1/1 | 6 | 5 | | | | 3 | 2 | | 6 | 5 | | 3:23:19 |
| 15 | (3) PAULSEN Jan | 4 | 8 | 18 | 44 | 4/5 | 80 | | 1/1 | | 3/12 | | 1 | | | | 2 | 1 | 7 | | | 1 | | 1:49:25 |
| 16 | (1) AGERSCHOU Sune | | | | | | | | | | | | | | | | | | | | | | | |
| 17 | (1) STRYGER Soren | 1 | 2 | 3 | 67 | | | | 1/2 | | | 1/1 | | 1 | | | | 1 | 2 | 1 | | | | 1:00:00 |
| 18 | (3) HJERMIND Christian | 5 | 15 | 27 | 56 | 1/1 | 100 | 3/4 | 7/13 | | 0/3 | 4/6 | 1 | | | | 1 | 1 | 4 | 1 | | | | 4:42:32 |
| Totals | | | 143 | 247 | 58 | 22/25 | 88 | 21/27 | 28/50 | 17/21 | 36/101 | 19/23 | 19 | 24 | | | 19 | 68 | 24 | 11 | 30 | 25 | | 6:00:00 |

| | Goalkeepers | M | Total | | | ALL Saves / Shots | | | | | | | | | | |
|--------|------------------------------|---|-------|-------|-------|-------------------|-----|------|-------|------|-------|----|--------|----|------|----|
| | | | P | Saves | Shots | % | 7mP | 7m% | 6mC | Wing | BT | NS | NS% | 9m | 9m% | FB |
| 1 | (3) HVIDT Kasper | 6 | 44 | 124 | 35 | 4/17 | 24 | 5/23 | 5/13 | 2/4 | 12/40 | 30 | 26/56 | 46 | 2/11 | |
| 12 | (3) ANDREASEN Soren Haagaard | 6 | 35 | 108 | 32 | 2/11 | 18 | 2/12 | 7/16 | 1/8 | 10/36 | 28 | 22/50 | 44 | 1/11 | |
| 16 | (1) AGERSCHOU Sune | | | | | | | | | | | | | | | |
| Totals | | | 79 | 232 | 34 | 6/28 | 21 | 7/35 | 12/29 | 3/12 | 22/76 | 29 | 48/106 | 45 | 3/22 | |

Attacks

| Team | All | | Majority | | Minority | | Pos. | | FB | | Ind. FB | | Team FB | | TF | TF % |
|------|---------|----|----------|----|----------|----|---------|----|--------|----|---------|----|---------|----|----|------|
| | G/Att. | % | G/Att. | % | G/Att. | % | G/Att. | % | G/Att. | % | G/Att. | % | G/Att. | % | | |
| DEN | 143/284 | 50 | 32/45 | 71 | 8/26 | 31 | 124/256 | 48 | 19/28 | 68 | 7/9 | 78 | 12/19 | 63 | 68 | 24 |

Team Shots

| | Goals | Saves | Missed | Post | Blocked | Total | % | Prop % |
|-------------------|---------|---------|--------|-------|---------|----------|----------|--------|
| 7m Penalty Throws | 22 | 3 | | | | 25 | 88 | 10 |
| Breakthroughs | 17 | 3 | | 1 | | 21 | 81 | 9 |
| 6m Shots | 21 | 6 | | | | 27 | 78 | 11 |
| Wing Shots | 28 | 14 | 4 | 4 | | 50 | 56 | 20 |
| L R | 17 11 | 8 6 | 2 2 | 3 1 | | 30 20 | 57 55 | |
| 9m Shots | 36 | 31 | 14 | 6 | 14 | 101 | 36 | 41 |
| L C R | 10 18 8 | 10 15 5 | 9 5 4 | 2 2 3 | 8 3 | 27 52 21 | 37 35 38 | |
| Fast Breaks | 19 | 2 | | 2 | | 23 | 83 | 9 |
| Totals | 143 | 59 | 18 | 13 | 14 | 247 | 58 | 100 |

Key:

| | | | |
|--|--|-----------------------------------|------------------------------------|
| 6mC : 6 Metre Centre Shots | Wing : Wing Shots | 9m : 9 Metre Shots | 7mP : 7 Metre Penalty Shots |
| FB : All Fast Breaks | BT : Breakthroughs | EX : Exclusions | % : Efficiency |
| Pos. : Position Attacks | RC : Red Cards | 2M : 2 Minute Suspensions | YC : Yellow Cards |
| Ind. FB : Individual Fast Break | Team FB : Team Fast Breaks | TP : Time Played | TF : Technical Faults |
| Prop % : Proportion of Goals | ST : Steals | R7 : Received 7m-Fouls | P7 : Penalty Fouls |
| AS : Assists | BS : Blocked Shots | Majority : Player Majority | Minority : Player Minority |
| G / Att. : Goals / Attacks | NS : Near Shots (incl. 6mC, BT, Wing) | | |



2000 Men's European Handball Championship / EURO 2000

CUMULATIVE STATISTICS

Denmark (DEN)

After 6 Matches

Overview of Shot Distribution

Players Goals/Shots

2 BJERRE Morten

| | | |
|-----|-----|-----|
| 3/4 | 4/5 | 4/7 |
| 0/1 | | 1/1 |
| 2/4 | 1/1 | 2/2 |

6-Missed 2-Post

3 JEPPESEN Lars Krogh

| | | |
|-----|-----|-----|
| 0/3 | 0/1 | |
| 2/3 | 0/1 | 1/3 |
| 4/8 | 3/3 | 5/6 |

2-Missed 2-Post 5-Blocked

5 FOG Ian Marko

| | | |
|-----|-----|-----|
| | 0/1 | |
| 0/2 | | 2/2 |
| 2/2 | 1/2 | 1/1 |

6 JORGENSEN Lars Troels

| | | |
|-----|-----|-----|
| | | |
| | | |
| 4/4 | 1/1 | 1/1 |

1-Missed 1-Post

7 JACOBSEN Nikolaj Bredal

| | | |
|-----|-----|-----|
| 1/2 | 7/9 | 1/1 |
| 2/2 | 0/1 | 2/2 |
| 4/4 | 3/4 | 8/8 |

1-Missed 2-Post

8 VILHELMOSEN Keld

| | | |
|-----|-----|-----|
| 1/1 | | |
| 0/1 | | |
| 1/1 | 1/3 | 1/1 |

1-Missed 2-Blocked

9 CHRISTIANSEN Lars

| | | |
|-----|-----|-----|
| 0/2 | 1/2 | 2/2 |
| 1/1 | | 1/1 |
| 1/1 | | 7/7 |

1-Missed 2-Post

10 BOLDSSEN Joachim

| | | |
|-----|-----|-----|
| 2/2 | | 1/3 |
| 2/4 | | |
| 3/3 | 3/5 | 2/2 |

1-Missed 3-Post 2-Blocked

13 FLENSBOG Claus

| | | |
|-----|--|-----|
| | | |
| | | |
| 1/1 | | 1/1 |

2-Missed 1-Blocked

14 KNUDSEN Michael V.

| | | |
|-----|-----|-----|
| | 1/1 | 2/2 |
| 1/1 | 0/1 | |
| 3/4 | 2/2 | 5/5 |

15 PAULSEN Jan

| | | |
|-----|-----|-----|
| 1/1 | | |
| 1/1 | 1/4 | 1/3 |
| 3/3 | | 1/1 |

1-Missed 4-Blocked

17 STRYGER Soren

| | | |
|--|-----|-----|
| | 1/1 | 1/1 |
| | | 0/1 |
| | | |

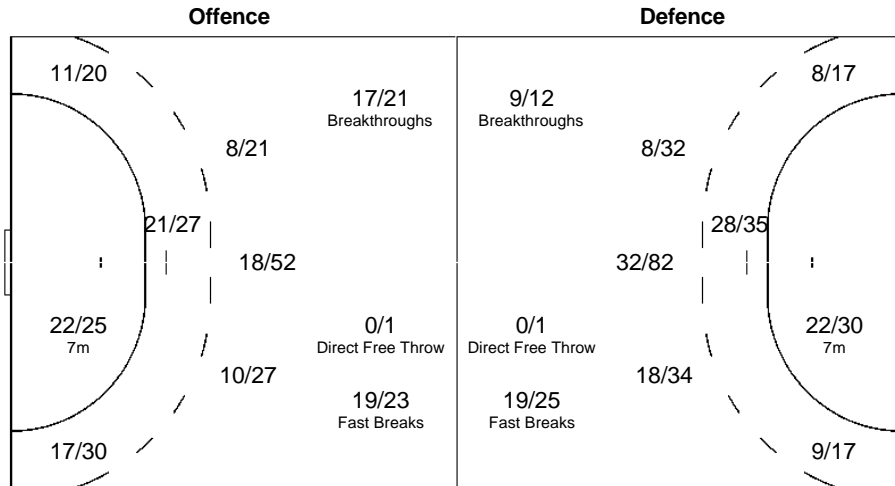
18 HJERMIND Christian

| | | |
|-----|-----|-----|
| 1/1 | 0/2 | 0/2 |
| 3/3 | | 1/2 |
| 7/8 | 0/1 | 3/5 |

2-Missed 1-Post

| Team Goals/Shots | | |
|------------------|-------|-------|
| 9/16 | 14/22 | 11/18 |
| 12/19 | 1/7 | 9/15 |
| 35/43 | 15/22 | 37/40 |

18-missed 13-Post 14-Blocked



Goalkeepers

Goals/Shots

| | | |
|-------|------|-------|
| 9/27 | 4/16 | 11/30 |
| 7/12 | 8/8 | 9/16 |
| 17/50 | 5/25 | 9/48 |

8-missed 19-Post 26-Blocked

1 HVIDT Kasper

| | | |
|------|------|------|
| 8/18 | 4/10 | 8/18 |
| 3/7 | 6/6 | 4/8 |
| 4/21 | 4/11 | 3/25 |

4-missed 12-Post 14-Blocked

12 ANDREASEN Soren Haa

| | | |
|-------|------|------|
| 1/9 | 0/6 | 3/12 |
| 4/5 | 2/2 | 5/8 |
| 13/29 | 1/14 | 6/23 |

4-missed 7-Post 12-Blocked

16 AGERSCHOU Sune

| | | |
|--|--|--|
| | | |
| | | |
| | | |



2000 Men's European Handball Championship / EURO 2000

CUMULATIVE STATISTICS

Spain (ESP)

After 7 Matches

Coach: HERNANDEZ SANCHEZ Juan Antonio

YC Coach: 2

Time outs: 8

Avg. Time outs: 1.14

| No. | Name | M P | Total | | | All Goals / Shots | | | | | | | Punishments | | | | Offence | | | Defence | | | TP | | | |
|--------|---------------------------|--------|-------|-------|-----|-------------------|-----|-------|-------|-------|--------|-------|-------------|----|----|----|---------|----|----|---------|----|----|----|----|---------|---------|
| | | | Goals | Shots | % | 7mP | 7m% | 6mC | Wing | BT | 9m | FB | YC | RC | 2M | EX | AS | R7 | TF | ST | BS | P7 | | | | |
| 1 | (0) FORT MAURI Jaume | | | | | | | | | | | | | | | | | | | | | | | | | |
| 2 | (1) UGALDE GARCIA Antoni | 5 | 2 | 2 | 100 | | | | 1/1 | | | | 1/1 | 1 | 1 | | | 2 | 2 | 4 | | 1 | | | 1:48:12 | |
| 3 | (7) CHTCHEPKINE Andriy | 7 | 23 | 32 | 72 | 1/1 | 100 | 20/28 | 1/2 | | | 1/1 | 4 | 4 | | | | 8 | 9 | 1 | 15 | 6 | | | 5:05:58 | |
| 4 | (6) GUIJOSA CASTILLO Raf | 7 | 32 | 49 | 65 | 11/16 | 69 | 2/3 | 10/20 | | | 9/10 | | | | | | 3 | 2 | 8 | 4 | | 3 | | 6:42:45 | |
| 5 | (6) MASIP BORRAS Enric | 7 | 22 | 44 | 50 | 11/16 | 69 | 0/1 | 0/1 | 2/3 | 8/22 | 1/1 | 1 | | | | | 6 | 2 | 5 | 4 | 1 | 2 | | 5:10:35 | |
| 7 | (4) URDANGARIN LIEB Inaki | 4 | 9 | 19 | 47 | | | | 0/1 | 0/1 | 9/17 | | 1 | 4 | | | | 1 | 1 | 7 | 1 | 3 | 2 | | 2:34:43 | |
| 8 | (4) OLALLA IRAETA Iosu | 7 | 1 | 4 | 25 | | | | | | 0/1 | 1/3 | 3 | 5 | | | | 3 | 3 | 2 | 1 | 2 | | | 3:03:49 | |
| 9 | (0) ORTEGA MARTINEZ Ma | 4 | 15 | 29 | 52 | | | 0/1 | 2/4 | 3/3 | 7/18 | 3/3 | 3 | 3 | | | | 5 | 1 | 11 | 2 | 1 | 2 | | 2:10:59 | |
| 10 | (3) DUJSHEBAEV Talant | 5 | 25 | 48 | 52 | | | 0/1 | | 5/8 | 20/39 | | 2 | 1 | | | | 5 | 2 | 5 | 2 | | 3 | | 2:51:40 | |
| 11 | (2) LOZANO JARQUE Deme | 7 | 20 | 51 | 39 | | | 0/2 | 1/2 | 3/3 | 16/41 | 0/3 | 1 | 2 | | | | 9 | 7 | 11 | 3 | 2 | 3 | | 3:54:42 | |
| 12 | (1) NUNEZ CARRETERO Jo | 5 | | | | | | | | | | | | | | | | | | | | | | | 1:18:53 | |
| 13 | (4) URDIALES MARQUE Alb | 4 | 9 | 14 | 64 | 1/2 | 50 | 3/4 | 5/8 | | | | 1 | 1 | | | | 1 | 4 | 3 | 1 | | 3 | | 3:59:59 | |
| 14 | (1) PEREZ MARQUEZ Juan | 6 | | 1 | 0 | | | 0/1 | | | | | 1 | 2 | | | | 3 | 1 | | | 6 | 3 | | 1:40:24 | |
| 16 | (6) BARRUFET BOFILL Davi | 7 | | | | | | | | | | | | | | | | 1 | | 2 | | | | | 5:40:30 | |
| 17 | (1) ENTRERRIOS R. Alberto | 3 | 4 | 9 | 44 | | | | | 3/4 | 1/5 | | 1 | 1 | | | | 2 | | 9 | 1 | | 1 | | 54:31 | |
| 20 | (3) C. ORTEGA PEREZ Ant | 3 | 11 | 18 | 61 | 1/2 | 50 | 2/3 | 4/6 | | 2/5 | 2/2 | | | | | | | 2 | 3 | 2 | | | | 2:02:20 | |
| Totals | | | 173 | 320 | 54 | 25/37 | 68 | 27/44 | 24/45 | 16/22 | 63/148 | 18/24 | 21 | 24 | | | | | 33 | 82 | 37 | 27 | 31 | 29 | | 7:00:00 |

| | Goalkeepers | M P | Total | | | ALL Saves / Shots | | | | | | | FB | | | | | | | | | | | | | |
|--------|--------------------------|--------|-------|-------|----|-------------------|-----|-------|-------|------|--------|-----|--------|-----|------|--|--|--|--|--|--|--|--|--|--|--|
| | | | Saves | Shots | % | 7mP | 7m% | 6mC | Wing | BT | NS | NS% | 9m | 9m% | FB | | | | | | | | | | | |
| 1 | (0) FORT MAURI Jaume | | | | | | | | | | | | | | | | | | | | | | | | | |
| 12 | (1) NUNEZ CARRETERO Jo | 5 | 16 | 52 | 31 | 3/8 | 38 | 0/5 | 2/5 | 1/2 | 3/12 | 25 | 10/26 | 38 | 0/6 | | | | | | | | | | | |
| 16 | (6) BARRUFET BOFILL Davi | 7 | 87 | 215 | 40 | 3/20 | 15 | 11/37 | 23/38 | 4/15 | 38/90 | 42 | 42/75 | 56 | 4/30 | | | | | | | | | | | |
| Totals | | | 103 | 269 | 38 | 6/28 | 21 | 11/42 | 25/43 | 5/17 | 41/102 | 40 | 52/101 | 51 | 4/38 | | | | | | | | | | | |

Attacks

| Team | All | | Majority | | Minority | | Pos. | | FB | | Ind. FB | | Team FB | | TF | TF % |
|------|---------|----|----------|----|----------|----|---------|----|--------|----|---------|----|---------|----|----|------|
| | G/Att. | % | G/Att. | % | G/Att. | % | G/Att. | % | G/Att. | % | G/Att. | % | G/Att. | % | | |
| ESP | 173/373 | 46 | 25/39 | 64 | 8/26 | 31 | 155/342 | 45 | 18/31 | 58 | 11/15 | 73 | 7/16 | 44 | 82 | 22 |

Team Shots

| | Goals | Saves | Missed | Post | Blocked | Total | % | Prop % | | | | | | | | | | | | | |
|-------------------|-------|-------|--------|------|---------|-------|----|--------|----|---|---|---|---|---|---|----|----|----|----|----|----|
| 7m Penalty Throws | 25 | 9 | | 3 | | 37 | 68 | 12 | | | | | | | | | | | | | |
| Breakthroughs | 16 | 3 | 2 | 1 | | 22 | 73 | 7 | | | | | | | | | | | | | |
| 6m Shots | 27 | 11 | 2 | 4 | | 44 | 61 | 14 | | | | | | | | | | | | | |
| Wing Shots | 24 | 20 | 1 | | | 45 | 53 | 14 | | | | | | | | | | | | | |
| L R | 12 | 12 | 8 | 1 | | 24 | 21 | 50 | 57 | | | | | | | | | | | | |
| 9m Shots | 63 | 42 | 19 | 11 | 13 | 148 | 43 | 46 | | | | | | | | | | | | | |
| L C R | 17 | 27 | 19 | 13 | 18 | 11 | 3 | 13 | 3 | 3 | 6 | 2 | 1 | 8 | 4 | 37 | 72 | 39 | 46 | 38 | 49 |
| Fast Breaks | 18 | 5 | | 1 | | 24 | 75 | 8 | | | | | | | | | | | | | |
| Totals | 173 | 90 | 24 | 20 | 13 | 320 | 54 | 100 | | | | | | | | | | | | | |

Key:

| | | | | | | | |
|----------|-------------------------|---------|------------------------------------|----------|------------------------|----------|-------------------------|
| 6mC | : 6 Metre Centre Shots | Wing | : Wing Shots | 9m | : 9 Metre Shots | 7mP | : 7 Metre Penalty Shots |
| FB | : All Fast Breaks | BT | : Breakthroughs | EX | : Exclusions | % | : Efficiency |
| Pos. | : Position Attacks | RC | : Red Cards | 2M | : 2 Minute Suspensions | YC | : Yellow Cards |
| Ind. FB | : Individual Fast Break | Team FB | : Team Fast Breaks | TP | : Time Played | TF | : Technical Faults |
| Prop % | : Proportion of Goals | ST | : Steals | R7 | : Received 7m-Fouls | P7 | : Penalty Fouls |
| AS | : Assists | BS | : Blocked Shots | Majority | : Player Majority | Minority | : Player Minority |
| G / Att. | : Goals / Attacks | NS | : Near Shots (incl. 6mC, BT, Wing) | | | | |



2000 Men's European Handball Championship / EURO 2000

CUMULATIVE STATISTICS

Spain (ESP)

After 7 Matches

Overview of Shot Distribution

Players Goals/Shots

2 UGALDE GARCIA Antonio

| | | |
|--|-----|--|
| | | |
| | | |
| | 2/2 | |

3 CHTCHEPKINE Andriy

| | | |
|-----|------|-----|
| 2/2 | 1/1 | 1/1 |
| 1/1 | 0/2 | 1/2 |
| 6/8 | 9/10 | 2/2 |

1-Missed 2-Post

4 GUIJOSA CASTILLO Rafa

| | | |
|-----|-----|-----|
| 4/6 | 6/7 | 3/4 |
| 3/7 | 0/1 | 3/5 |
| 2/2 | 3/8 | 8/9 |

5 MASIP BORRAS Enric

| | | |
|-----|-----|------|
| | 1/1 | 2/3 |
| 0/3 | | 1/5 |
| 8/8 | 3/4 | 7/13 |

3-Missed 3-Post 1-Blocked

7 URDANGARIN LIEB Inaki

| | | |
|-----|-----|-----|
| | | |
| | | 1/2 |
| 3/6 | 2/3 | 3/4 |

1-Missed 1-Post 2-Blocked

8 OLALLA IRAETA Iosu

| | | |
|-----|--|-----|
| 1/2 | | |
| 0/1 | | 0/1 |
| | | |

9 ORTEGA MARTINEZ Mari

| | | |
|-----|-----|-----|
| 2/2 | 0/3 | 2/4 |
| 4/5 | | 1/2 |
| 3/4 | 1/1 | 2/2 |

2-Missed 2-Post 2-Blocked

10 DUJSHEBAEV Talant

| | | |
|------|-----|------|
| 4/4 | | |
| 1/2 | | 1/2 |
| 8/10 | 4/5 | 7/12 |

7-Missed 2-Post 4-Blocked

11 LOZANO JARQUE Deme

| | | |
|-----|-----|------|
| 2/3 | 0/1 | 1/3 |
| 1/2 | 0/1 | 1/2 |
| 4/7 | 3/4 | 8/12 |

6-Missed 7-Post 3-Blocked

13 URDIALES MARQUE Alb

| | | |
|-----|-----|-----|
| 3/3 | 3/4 | |
| 0/1 | | 0/1 |
| | 1/1 | 2/4 |

14 PEREZ MARQUEZ Juan

| | | |
|--|--|--|
| | | |
| | | |
| | | |

1-Post

17 ENTERRIOS R. Alberto

| | | |
|-----|--|-----|
| | | 1/1 |
| 0/1 | | 0/1 |
| 1/1 | | 2/2 |

3-Missed

20 C. ORTEGA PEREZ Antc

| | | |
|-----|-----|-----|
| 2/2 | 1/1 | 1/2 |
| 1/1 | | 1/1 |
| 4/5 | 0/1 | 1/1 |

1-Missed 2-Post 1-Blocked

Goalkeepers

Goals/Shots

| | | |
|-------|-------|-------|
| 8/23 | 15/36 | 9/22 |
| 17/28 | 6/8 | 10/17 |
| 14/42 | 13/36 | 11/57 |

21-missed 16-Post 28-Blocked

1 FORT MAURI Jaume

| | | |
|--|--|--|
| | | |
| | | |
| | | |

12 NUNEZ CARRETERO Jo

| | | |
|-----|------|------|
| 1/5 | 0/8 | 1/2 |
| 5/6 | | 1/5 |
| 1/4 | 6/10 | 1/12 |

3-missed 2-Post 9-Blocked

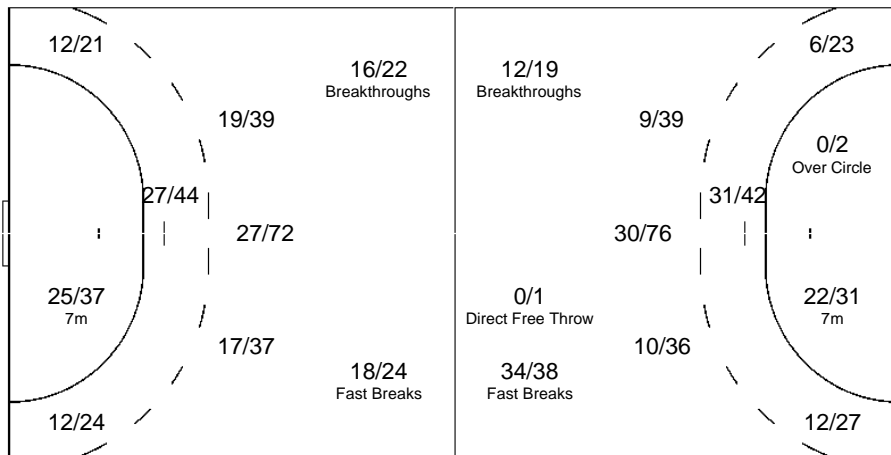
16 BARRUFET BOFILL Davi

| | | |
|-------|-------|-------|
| 7/18 | 15/28 | 8/20 |
| 12/21 | 6/8 | 9/12 |
| 13/38 | 7/25 | 10/45 |

18-missed 14-Post 19-Blocked

Offence

Defence



Team

Goals/Shots

| | | |
|-------|-------|-------|
| 20/24 | 12/18 | 11/18 |
| 11/24 | 0/4 | 10/24 |
| 39/51 | 28/39 | 42/61 |

24-missed 20-Post 13-Blocked



2000 Men's European Handball Championship / EURO 2000 CUMULATIVE STATISTICS

France (FRA)

After 7 Matches

Coach: COSTANTINI Daniel

YC Coach: 1

Time outs: 7

Avg. Time outs: 1.00

| No. | Name | M | Total | | | All Goals / Shots | | | | | | Punishments | | | | Offence | | | Defence | | | TP | | |
|--------|------------------------|---|-------|-------|-------|-------------------|-----|-------|-------|-------|--------|-------------|-----|----|----|---------|----|----|---------|----|----|----|----|---------|
| | | | P | Goals | Shots | % | 7mP | 7m% | 6mC | Wing | BT | 9m | FB | YC | RC | 2M | EX | AS | R7 | TF | ST | | BS | P7 |
| 1 | (5) GAUDIN Christian | 7 | | | | | | | | | | | | | | | 1 | | | | | | | 3:16:29 |
| 3 | (4) DINART Didier | 7 | 4 | 4 | 100 | | | 3/3 | | | | | 1/1 | 3 | 4 | | | | 2 | | 3 | 7 | | 3:11:44 |
| 4 | (2) BURDET Cedric | 7 | 16 | 30 | 53 | | | 2/3 | 2/5 | 1/1 | 10/20 | 1/1 | 4 | 4 | | | 7 | 4 | 9 | 2 | 1 | 6 | | 4:39:46 |
| 6 | (7) GILLE Bertrand | 7 | 30 | 46 | 65 | | | 16/17 | 2/5 | 3/4 | 4/13 | 5/7 | 3 | 6 | | | 1 | 2 | 5 | | 1 | 3 | | 5:34:42 |
| 8 | (1) NARCISSE Daniel | | | | | | | | | | | | | | | | | | | | | | | |
| 9 | (4) ANQUETIL Gregory | 4 | 12 | 20 | 60 | 6/10 | 60 | | 5/6 | | 0/1 | 1/3 | 1 | | | | 4 | 2 | 11 | 1 | | 2 | | 3:08:03 |
| 10 | (3) GOLIC Andrej | 7 | 15 | 27 | 56 | 3/3 | 100 | 1/1 | 4/7 | 0/1 | 3/8 | 4/7 | 1 | 1 | | | 8 | 2 | 4 | 3 | 1 | 7 | | 4:53:40 |
| 11 | (3) GIRAULT Olivier | 6 | 2 | 9 | 22 | | | | 1/6 | 1/1 | 0/1 | 0/1 | | | | | | 2 | 1 | 3 | | | | 2:07:39 |
| 12 | (2) MARTINI Bruno | 7 | | | | | | | | | | | 1 | | | | | | 2 | | | | | 3:43:31 |
| 13 | (1) PUIGSEGUR Laurent | 7 | 6 | 6 | 100 | | | 5/5 | | | 1/1 | | | | | | 1 | 3 | 2 | 1 | 1 | 1 | | 1:28:40 |
| 14 | (5) WILTBERGER Marc | 7 | 8 | 25 | 32 | | | 0/2 | 1/1 | 1/2 | 6/20 | | 5 | 7 | | | 2 | 4 | 11 | 4 | 1 | 9 | | 5:41:59 |
| 15 | (3) JOULIN Stephane | 4 | 10 | 15 | 67 | 5/7 | 71 | 2/2 | 2/4 | | 0/1 | 1/1 | 2 | 1 | | | | | 3 | | | | | 1:49:13 |
| 16 | (1) OMEYER Thierry | | | | | | | | | | | | | | | | | | | | | | | |
| 17 | (6) RICHARDSON Jackson | 7 | 30 | 48 | 62 | | | 3/4 | 2/3 | 9/11 | 13/27 | 3/3 | 2 | 3 | | | 8 | 1 | 14 | 14 | | 3 | | 4:57:36 |
| 19 | (5) CAZAL Patrick | 7 | 40 | 82 | 49 | | | | 8/14 | 0/3 | 28/60 | 4/5 | 1 | 1 | | | 2 | 1 | 11 | 1 | 1 | 4 | | 3:46:18 |
| Totals | | | 173 | 312 | 55 | 14/20 | 70 | 32/37 | 27/51 | 15/23 | 65/152 | 20/29 | 24 | 27 | | | 34 | 75 | 21 | 29 | 42 | 9 | | 7:00:00 |

| | Goalkeepers | M | Total | | | ALL Saves / Shots | | | | | | | | | | | |
|--------|----------------------|---|-------|-------|-------|-------------------|-----|------|-------|------|-------|----|--------|----|------|----|--|
| | | | P | Saves | Shots | % | 7mP | 7m% | 6mC | Wing | BT | NS | NS% | 9m | 9m% | FB | |
| 1 | (5) GAUDIN Christian | 7 | 40 | 116 | 34 | 2/17 | 12 | 1/10 | 5/13 | 1/8 | 7/31 | 23 | 26/56 | 46 | 5/12 | | |
| 12 | (2) MARTINI Bruno | 7 | 55 | 143 | 38 | 10/20 | 50 | 5/18 | 6/23 | 3/14 | 14/55 | 25 | 28/59 | 47 | 3/9 | | |
| 16 | (1) OMEYER Thierry | | | | | | | | | | | | | | | | |
| Totals | | | 95 | 259 | 37 | 12/37 | 32 | 6/28 | 11/36 | 4/22 | 21/86 | 24 | 54/115 | 47 | 8/21 | | |

Attacks

| Team | All | | Majority | | Minority | | Pos. | | FB | | Ind. FB | | Team FB | | TF | TF % |
|------|---------|----|----------|----|----------|----|---------|----|--------|----|---------|----|---------|----|----|------|
| | G/Att. | % | G/Att. | % | G/Att. | % | G/Att. | % | G/Att. | % | G/Att. | % | G/Att. | % | | |
| FRA | 173/351 | 49 | 30/50 | 60 | 14/33 | 42 | 153/314 | 49 | 20/37 | 54 | 11/17 | 65 | 9/20 | 45 | 75 | 21 |

Team Shots

| | Goals | Saves | Missed | Post | Blocked | Total | % | Prop % |
|-------------------|----------|---------|--------|-------|---------|----------|----------|--------|
| 7m Penalty Throws | 14 | 5 | | 1 | | 20 | 70 | 6 |
| Breakthroughs | 15 | 5 | 2 | 1 | | 23 | 65 | 7 |
| 6m Shots | 32 | 4 | | 1 | | 37 | 86 | 12 |
| Wing Shots | 27 | 18 | 3 | 3 | | 51 | 53 | 16 |
| L R | 8 19 | 9 9 | 2 1 | 3 | | 19 32 | 42 59 | |
| 9m Shots | 65 | 41 | 14 | 9 | 23 | 152 | 43 | 49 |
| L C R | 11 39 15 | 7 24 10 | 4 8 2 | 1 7 1 | 3 16 4 | 26 94 32 | 42 41 47 | |
| Fast Breaks | 20 | 6 | 1 | 2 | | 29 | 69 | 9 |
| Totals | 173 | 79 | 20 | 17 | 23 | 312 | 55 | 100 |

Key:

| | | | |
|--|--|-----------------------------------|------------------------------------|
| 6mC : 6 Metre Centre Shots | Wing : Wing Shots | 9m : 9 Metre Shots | 7mP : 7 Metre Penalty Shots |
| FB : All Fast Breaks | BT : Breakthroughs | EX : Exclusions | % : Efficiency |
| Pos. : Position Attacks | RC : Red Cards | 2M : 2 Minute Suspensions | YC : Yellow Cards |
| Ind. FB : Individual Fast Break | Team FB : Team Fast Breaks | TP : Time Played | TF : Technical Faults |
| Prop % : Proportion of Goals | ST : Steals | R7 : Received 7m-Fouls | P7 : Penalty Fouls |
| AS : Assists | BS : Blocked Shots | Majority : Player Majority | Minority : Player Minority |
| G / Att. : Goals / Attacks | NS : Near Shots (incl. 6mC, BT, Wing) | | |



2000 Men's European Handball Championship / EURO 2000

CUMULATIVE STATISTICS

France (FRA)

After 7 Matches

Overview of Shot Distribution

Players Goals/Shots

3 DINART Didier

| | | |
|-----|--|-----|
| | | |
| 1/1 | | |
| 1/1 | | 2/2 |

4 BURDET Cedric

| | | |
|-----|-----|-----|
| 2/3 | 1/1 | 1/2 |
| 1/2 | | 2/3 |
| 3/3 | 2/2 | 4/6 |

2-Missed 3-Post 3-Blocked

6 GILLE Bertrand

| | | |
|------|-----|------|
| 2/3 | 2/4 | 9/10 |
| 1/3 | | 0/1 |
| 8/11 | 4/5 | 4/6 |

1-Missed 2-Blocked

8 NARCISSE Daniel

| | | |
|--|--|--|
| | | |
| | | |
| | | |

9 ANQUETIL Gregory

| | | |
|-----|-----|-----|
| 2/3 | 1/1 | 2/2 |
| 1/3 | | 1/3 |
| 3/3 | | 2/3 |

2-Post

10 GOLIC Andrej

| | | |
|-----|-----|-----|
| 2/2 | 1/2 | |
| 1/2 | | |
| 4/5 | 1/2 | 6/8 |

4-Missed 2-Post

11 GIRAULT Olivier

| | | |
|-----|-----|-----|
| | 0/1 | |
| | 0/1 | |
| 1/2 | | 1/1 |

4-Missed

13 PUIGSEGUR Laurent

| | | |
|-----|-----|-----|
| | 1/1 | 1/1 |
| | | |
| 2/2 | 1/1 | 1/1 |

14 WILTBERGER Marc

| | | |
|-----|-----|-----|
| 3/5 | 1/2 | 0/1 |
| | | 0/1 |
| 0/3 | 0/1 | 4/6 |

1-Missed 3-Post 2-Blocked

15 JOULIN Stephane

| | | |
|-----|-----|-----|
| 2/2 | 2/2 | |
| | | |
| 0/1 | 2/4 | 4/4 |

1-Post 1-Blocked

17 RICHARDSON Jackson

| | | |
|-----|-----|------|
| 2/3 | 2/3 | 1/1 |
| 5/7 | 1/2 | 1/1 |
| 6/7 | 3/3 | 9/10 |

3-Missed 2-Post 6-Blocked


19 CAZAL Patrick

| | | |
|-------|------|-------|
| 3/4 | 2/5 | 7/9 |
| 0/1 | 0/2 | 0/3 |
| 10/12 | 5/10 | 13/18 |

5-Missed 4-Post 9-Blocked

| Team | | |
|-------------|-------|-------|
| Goals/Shots | | |
| 18/25 | 13/22 | 21/26 |
| 10/19 | 1/5 | 4/12 |
| 38/50 | 18/28 | 50/65 |

20-missed 17-Post 23-Blocked



Goalkeepers

Goals/Shots

| | | |
|-------|------|-------|
| 6/23 | 5/13 | 9/36 |
| 15/26 | 6/6 | 21/29 |
| 15/47 | 8/25 | 10/54 |

16-missed 15-Post 8-Blocked

1 GAUDIN Christian

| | | |
|------|------|------|
| 4/11 | 0/2 | 6/21 |
| 2/9 | 3/3 | 7/11 |
| 9/24 | 5/11 | 4/24 |

4-missed 5-Post 3-Blocked

12 MARTINI Bruno

| | | |
|-------|------|-------|
| 2/12 | 5/11 | 3/15 |
| 13/17 | 3/3 | 14/18 |
| 6/23 | 3/14 | 6/30 |

12-missed 10-Post 5-Blocked

16 OMEYER Thierry

| | | |
|--|--|--|
| | | |
| | | |
| | | |



2000 Men's European Handball Championship / EURO 2000

CUMULATIVE STATISTICS

Germany (GER)

After 6 Matches

Coach: BRAND Heiner

YC Coach: 1

Time outs: 5

Avg. Time outs: 0.83

| No. | Name | M | Total | | | All Goals / Shots | | | | | | Punishments | | | | Offence | | | Defence | | | TP | | |
|--------|---------------------------|---|-------|-------|-------|-------------------|-----|-------|-------|------|--------|-------------|----|----|----|---------|----|----|---------|----|----|----|---------|---------|
| | | | P | Goals | Shots | % | 7mP | 7m% | 6mC | Wing | BT | 9m | FB | YC | RC | 2M | EX | AS | R7 | TF | ST | | BS | P7 |
| 1 | (1) FRITZ Henning | 3 | | | | | | | | | | | | | | | | | | | | | | 1:24:30 |
| 2 | (2) BEZDICEK Mike | 5 | 2 | 3 | 67 | | | 2/2 | | | | 0/1 | 3 | 2 | 7 | | 1 | | | 3 | 7 | 3 | | 1:59:16 |
| 3 | (3) VON BEHREN Frank | 6 | 12 | 32 | 38 | | | 0/1 | 2/3 | 2/3 | 7/24 | 1/1 | 1 | 5 | | 5 | 2 | 6 | 3 | 4 | 2 | | 3:18:12 | |
| 4 | (4) SCHLÄGER Jörn | 5 | 3 | 8 | 38 | | | | 0/3 | | 2/4 | 1/1 | 1 | 3 | | | | 2 | 1 | 1 | 2 | | 1:20:06 | |
| 5 | (6) KRETZSCHMAR Stepha | 6 | 17 | 33 | 52 | 1/3 | 33 | 4/5 | 10/20 | 2/2 | 0/2 | 0/1 | 2 | 3 | | 2 | 6 | 5 | | | 4 | | 5:32:15 | |
| 7 | (0) IMMEL Jan-Olaf | 2 | | 4 | 0 | | | | 0/1 | | 0/3 | | | | | | | 1 | | 1 | | | 9:44 | |
| 9 | (6) PETERSEN Klaus-Dieter | 6 | 11 | 16 | 69 | | | 6/8 | 1/2 | | 2/2 | 2/4 | 3 | 5 | | | 14 | 3 | | 7 | 3 | | 4:54:44 | |
| 10 | (0) HAHN Matthias | 5 | 4 | 6 | 67 | | | 4/5 | 0/1 | | | | 1 | 1 | | | 3 | 3 | | 4 | 3 | | 1:20:50 | |
| 11 | (6) ZERBE Volker | 6 | 14 | 33 | 42 | | | | | | 14/33 | | 1 | 3 | | 7 | | 8 | 2 | 3 | 2 | | 4:10:40 | |
| 12 | (1) RAMOTA Christian | 3 | | | | | | | | | | | | | | | | | | | | | 1:31:26 | |
| 13 | (2) BAUR Markus | 5 | 26 | 44 | 59 | 11/16 | 69 | 5/5 | | 1/2 | 8/19 | 1/2 | | | | 3 | 6 | 7 | | | | | 2:46:33 | |
| 14 | (1) MIERZWA Alexander | 1 | | | | | | | | | | | | | | | | 1 | | | | | 12:36 | |
| 15 | (3) ROOS Bernd | 4 | 26 | 41 | 63 | 12/16 | 75 | 4/5 | 2/7 | | 0/2 | 8/11 | | 1 | | 2 | 2 | 6 | 3 | 2 | | | 3:57:06 | |
| 16 | (4) HOLPERT Jan | 5 | | | | | | | | | | | | | | | | | | | | | 3:04:04 | |
| 18 | (5) STEPHAN Daniel | 5 | 14 | 40 | 35 | 1/4 | 25 | 1/2 | 1/2 | | 10/31 | 1/1 | 4 | 2 | | 5 | 3 | 9 | 4 | 4 | 2 | | 4:17:58 | |
| 19 | (2) KEHRMANN Florian | 2 | | 3 | 0 | | | | 0/2 | | | 0/1 | 1 | | | 2 | 3 | 2 | 1 | | | | 2:00:00 | |
| Totals | | | 129 | 263 | 49 | 25/39 | 64 | 26/33 | 16/41 | 5/7 | 43/120 | 14/23 | 18 | 2 | 30 | | 27 | 53 | 39 | 17 | 23 | 31 | | 6:00:00 |

| | Goalkeepers | M | Total | | | ALL Saves / Shots | | | | | | | | | | | |
|--------|----------------------|---|-------|-------|-------|-------------------|-----|-------|-------|------|-------|----|-------|----|------|----|--|
| | | | P | Saves | Shots | % | 7mP | 7m% | 6mC | Wing | BT | NS | NS% | 9m | 9m% | FB | |
| 1 | (1) FRITZ Henning | 3 | 22 | 57 | 39 | 2/7 | 29 | 3/7 | 3/9 | 0/1 | 6/17 | 35 | 14/27 | 52 | 0/6 | | |
| 12 | (1) RAMOTA Christian | 3 | 16 | 51 | 31 | 1/5 | 20 | 0/7 | 4/6 | 1/3 | 5/16 | 31 | 9/23 | 39 | 1/7 | | |
| 16 | (4) HOLPERT Jan | 5 | 38 | 104 | 37 | 2/11 | 18 | 8/21 | 5/13 | 0/7 | 13/41 | 32 | 20/41 | 49 | 3/11 | | |
| Totals | | | 76 | 212 | 36 | 5/23 | 22 | 11/35 | 12/28 | 1/11 | 24/74 | 32 | 43/91 | 47 | 4/24 | | |

Attacks

| Team | All | | Majority | | Minority | | Pos. | | FB | | Ind. FB | | Team FB | | TF | TF % |
|------|---------|----|----------|----|----------|----|---------|----|--------|----|---------|----|---------|----|----|------|
| | G/Att. | % | G/Att. | % | G/Att. | % | G/Att. | % | G/Att. | % | G/Att. | % | G/Att. | % | | |
| GER | 129/289 | 45 | 15/29 | 52 | 8/25 | 32 | 115/261 | 44 | 14/28 | 50 | 1/4 | 25 | 13/24 | 54 | 53 | 18 |

Team Shots

| | Goals | Saves | Missed | Post | Blocked | Total | % | Prop % | | | | | | | | | | | | | | |
|-------------------|-------|-------|--------|------|---------|-------|----|--------|----|----|----|----|---|---|---|-----|----|-----|----|----|----|--|
| 7m Penalty Throws | 25 | 11 | 1 | 2 | | 39 | 64 | 15 | | | | | | | | | | | | | | |
| Breakthroughs | 5 | 2 | | | | 7 | 71 | 3 | | | | | | | | | | | | | | |
| 6m Shots | 26 | 5 | 2 | | | 33 | 79 | 13 | | | | | | | | | | | | | | |
| Wing Shots | 16 | 16 | 5 | 4 | | 41 | 39 | 16 | | | | | | | | | | | | | | |
| L R | 13 | 3 | 11 | 5 | 3 | 2 | 1 | 3 | 28 | 13 | 46 | 23 | | | | | | | | | | |
| 9m Shots | 43 | 44 | 8 | 15 | 10 | 120 | 36 | 46 | | | | | | | | | | | | | | |
| L C R | 11 | 16 | 16 | 15 | 22 | 7 | 2 | 5 | 1 | 2 | 9 | 4 | 1 | 6 | 3 | 31 | 58 | 31 | 35 | 28 | 52 | |
| Fast Breaks | 14 | 4 | 3 | 2 | | | | | | | | | | | | 23 | 61 | 9 | | | | |
| Totals | 129 | 82 | 19 | 23 | 10 | | | | | | | | | | | 263 | 49 | 100 | | | | |

Key:

| | | | | | | | |
|----------|-------------------------|---------|------------------------------------|----------|------------------------|----------|-------------------------|
| 6mC | : 6 Metre Centre Shots | Wing | : Wing Shots | 9m | : 9 Metre Shots | 7mP | : 7 Metre Penalty Shots |
| FB | : All Fast Breaks | BT | : Breakthroughs | EX | : Exclusions | % | : Efficiency |
| Pos. | : Position Attacks | RC | : Red Cards | 2M | : 2 Minute Suspensions | YC | : Yellow Cards |
| Ind. FB | : Individual Fast Break | Team FB | : Team Fast Breaks | TP | : Time Played | TF | : Technical Faults |
| Prop % | : Proportion of Goals | ST | : Steals | R7 | : Received 7m-Fouls | P7 | : Penalty Fouls |
| AS | : Assists | BS | : Blocked Shots | Majority | : Player Majority | Minority | : Player Minority |
| G / Att. | : Goals / Attacks | NS | : Near Shots (incl. 6mC, BT, Wing) | | | | |



2000 Men's European Handball Championship / EURO 2000

CUMULATIVE STATISTICS

Germany (GER)

After 6 Matches

Overview of Shot Distribution

Players Goals/Shots

2 BEZDICEK Mike

| | | |
|-----|-----|--|
| | | |
| | | |
| 1/2 | 1/1 | |

3 VON BEHREN Frank

| | | |
|-----|-----|-----|
| 2/5 | 1/1 | 2/4 |
| 1/2 | | 1/3 |
| 1/2 | 1/1 | 3/4 |

4-Missed 3-Post 3-Blocked

4 SCHLÄGER Jörn

| | | |
|-----|-----|--|
| | | |
| | | |
| 2/5 | 1/1 | |

2-Missed

5 KRETZSCHMAR Stephan

| | | |
|-----|-----|-----|
| 1/2 | 4/7 | 2/3 |
| 1/3 | 0/1 | 1/2 |
| 0/2 | 1/2 | 7/8 |

2-Missed 1-Post

7 IMMEL Jan-Olaf

| | | |
|--|-----|-----|
| | | |
| | 0/2 | 0/1 |
| | 0/1 | |

9 PETERSEN Klaus-Dieter

| | | |
|-----|-----|-----|
| | 1/1 | |
| | | 1/2 |
| 2/2 | 3/4 | 4/4 |

2-Missed 1-Post

10 HAHN Matthias

| | | |
|-----|-----|-----|
| 1/1 | 1/2 | |
| | | |
| | | 2/2 |

1-Missed

11 ZERBE Volker

| | | |
|-----|-----|-----|
| 5/6 | 0/2 | 4/7 |
| 1/1 | | 1/3 |
| | | 3/3 |

2-Missed 7-Post 2-Blocked

13 BAUR Markus

| | | |
|-----|-----|------|
| 2/2 | | |
| 0/3 | 0/2 | 3/6 |
| 7/9 | 6/6 | 8/13 |

1-Missed 1-Post 1-Blocked

14 MIERZWA Alexander

| | | |
|--|--|--|
| | | |
| | | |
| | | |

15 ROOS Bernd

| | | |
|-----|-----|-----|
| 7/8 | 5/7 | 8/9 |
| 2/5 | | 0/2 |
| 1/2 | 1/1 | 2/2 |

2-Missed 3-Post

18 STEPHAN Daniel

| | | |
|-----|-----|-----|
| 1/1 | 1/2 | 3/3 |
| 0/4 | 1/2 | 0/2 |
| 4/7 | 1/4 | 3/3 |

2-Missed 6-Post 4-Blocked

19 KEHRMANN Florian

| | | |
|--|-----|--|
| | | |
| | | |
| | 0/1 | |

1-Missed 1-Post

Goalkeepers

Goals/Shots

| | | |
|-------|------|-------|
| 2/10 | 6/19 | 5/14 |
| 13/23 | 6/7 | 12/21 |
| 13/47 | 4/21 | 15/50 |

14-missed 22-Post 27-Blocked

1 FRITZ Henning

| | | |
|------|-----|-----|
| 2/5 | 2/8 | 1/3 |
| 4/5 | 2/2 | 3/5 |
| 2/12 | 3/8 | 3/9 |

4-missed 5-Post 3-Blocked

12 RAMOTA Christian

| | | |
|------|-----|------|
| 0/1 | 0/2 | 0/2 |
| 2/3 | 1/1 | 3/5 |
| 4/14 | 0/4 | 6/19 |

3-missed 10-Post 7-Blocked

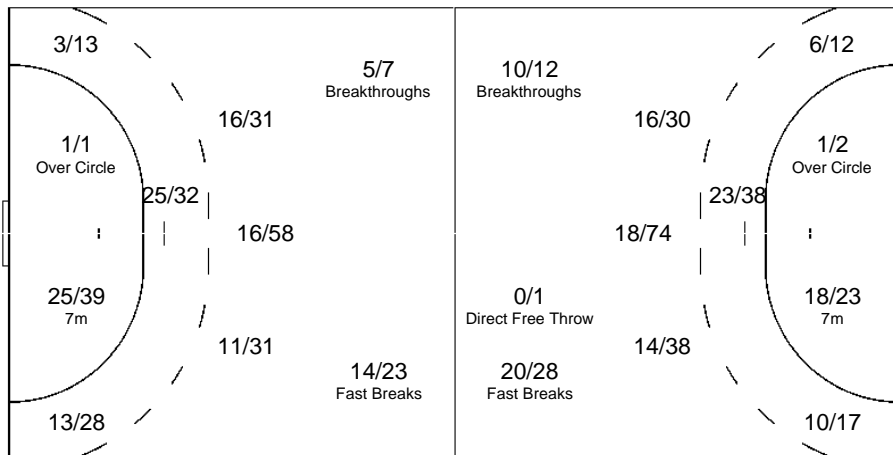
16 HOLPERT Jan

| | | |
|------|-----|------|
| 0/4 | 4/9 | 4/9 |
| 7/15 | 3/4 | 6/11 |
| 7/21 | 1/9 | 6/22 |

7-missed 7-Post 17-Blocked

Offence

Defence



Team

Goals/Shots

| | | |
|-------|-------|-------|
| 19/25 | 13/22 | 19/26 |
| 5/18 | 1/7 | 7/21 |
| 18/31 | 15/22 | 32/39 |

19-missed 23-Post 10-Blocked



2000 Men's European Handball Championship / EURO 2000

CUMULATIVE STATISTICS

Iceland (ISL)

After 6 Matches

Coach: JENSSON Thorbjörn

YC Coach: 1

Time outs: 4

Avg. Time outs: 0.67

| No. | Name | M | Total | | | All Goals / Shots | | | | | | Punishments | | | | Offence | | | Defence | | | | TP | |
|--------|--------------------------|---|-------|-------|-------|-------------------|-----|-------|-------|-------|--------|-------------|----|----|----|---------|----|----|---------|----|----|----|----|---------|
| | | | P | Goals | Shots | % | 7mP | 7m% | 6mC | Wing | BT | 9m | FB | YC | RC | 2M | EX | AS | R7 | TF | ST | BS | | P7 |
| 1 | (1) ALEXANDERSSON Seba | 3 | | | | | | | | | | | | | | | | | | | | | | 56:22 |
| 2 | (6) SIGHVATSSON Robert | 6 | 16 | 20 | 80 | | | 13/17 | 1/1 | | | 2/2 | 2 | | 2 | | 1 | 15 | 4 | 3 | | 3 | | 3:23:26 |
| 3 | (1) ARNASON Njordur | 1 | | 2 | 0 | | | | 0/1 | | | 0/1 | | | | | | | | | | | | 11:49 |
| 4 | (1) SIGURÖSSON Magnus | 6 | 2 | 5 | 40 | | | | | | 1/4 | 1/1 | 3 | | 6 | | | | 3 | 1 | 2 | 5 | | 3:17:25 |
| 5 | (5) GRIMSSON Valdimar | 6 | 41 | 56 | 73 | 22/27 | 81 | 3/4 | 8/14 | 1/1 | 0/1 | 7/9 | 1 | | 2 | | 2 | 3 | 5 | 2 | 1 | 3 | | 5:11:21 |
| 6 | (6) SIGURÖSSON Dagur | 6 | 11 | 30 | 37 | | | 0/1 | 0/1 | 2/2 | 9/26 | | 2 | | 3 | | 1 | 1 | 9 | 1 | 3 | 5 | | 5:00:53 |
| 7 | (5) JOHANNESSON Patreku | 6 | 21 | 42 | 50 | | | 1/3 | 1/1 | 4/5 | 11/27 | 4/6 | 5 | 1 | 8 | | 7 | 2 | 19 | 2 | 6 | 4 | | 4:27:19 |
| 8 | (5) BJARNASON Gustaf | 5 | 18 | 29 | 62 | | | 4/5 | 5/13 | 1/1 | 0/1 | 8/9 | 1 | | 2 | | 3 | 1 | 3 | 2 | | 2 | | 3:51:19 |
| 9 | (1) SIGURÖSSON Gudjon V. | 2 | 7 | 9 | 78 | | | 4/4 | 2/4 | | | 1/1 | 1 | | | | 1 | | 1 | | | 2 | | 1:36:42 |
| 10 | (1) SIGTRYGGSSON Runar | 3 | | | | | | | | | | | 1 | | 3 | | | 2 | | | 2 | 2 | | 40:06 |
| 11 | (5) STEFANSSON Olafur | 6 | 22 | 46 | 48 | | | 1/2 | 2/4 | 5/7 | 12/31 | 2/2 | 2 | | 4 | | 21 | | 15 | 5 | 5 | 7 | | 5:35:32 |
| 12 | (5) HRAFNKELSSON Gudm | 6 | | | | | | | | | | | 1 | | | | 1 | | 2 | | | | | 4:30:41 |
| 13 | (0) DURANONA Julian Robe | 3 | 5 | 22 | 23 | 2/4 | 50 | | 0/1 | | 1/14 | 2/3 | | | | | 1 | 5 | 3 | 2 | 1 | | | 1:04:45 |
| 14 | (0) BJAMASON Sigurdur | 4 | 2 | 7 | 29 | | | | | | 2/7 | | | | | | | | 4 | | | 3 | | 1:12:47 |
| 15 | (0) THORDARSON Magnus | 1 | 2 | 4 | 50 | | | 0/1 | | 1/2 | 1/1 | | | | | | | | | | | | | 18:21 |
| 16 | (0) BERGSVEINSSON Bergs | 2 | | | | | | | | | | | | | | | | | | | | | | 32:29 |
| Totals | | | 147 | 272 | 54 | 24/31 | 77 | 26/37 | 19/40 | 14/18 | 37/112 | 27/34 | 20 | 1 | 30 | | 38 | 68 | 29 | 18 | 36 | 20 | | 6:00:00 |

| | Goalkeepers | M | Total | | | ALL Saves / Shots | | | | | | | | | | | |
|--------|-------------------------|---|-------|-------|-------|-------------------|-----|------|-------|------|-------|----|-------|----|------|----|--|
| | | | P | Saves | Shots | % | 7mP | 7m% | 6mC | Wing | BT | NS | NS% | 9m | 9m% | FB | |
| 1 | (1) ALEXANDERSSON Seba | 3 | 8 | 35 | 23 | 0/6 | 0 | 0/6 | 3/8 | 0/3 | 3/17 | 18 | 5/8 | 62 | 0/4 | | |
| 12 | (5) HRAFNKELSSON Gudm | 6 | 49 | 167 | 29 | 3/20 | 15 | 7/23 | 11/32 | 3/17 | 21/72 | 29 | 19/56 | 34 | 6/19 | | |
| 16 | (0) BERGSVEINSSON Bergs | 2 | 6 | 23 | 26 | 1/6 | 17 | 0/1 | 4/5 | 0/1 | 4/7 | 57 | 1/9 | 11 | 0/1 | | |
| Totals | | | 63 | 225 | 28 | 4/32 | 12 | 7/30 | 18/45 | 3/21 | 28/96 | 29 | 25/73 | 34 | 6/24 | | |

Attacks

| Team | All | | Majority | | Minority | | Pos. | | FB | | Ind. FB | | Team FB | | TF | TF % |
|------|---------|----|----------|----|----------|----|---------|----|--------|----|---------|----|---------|----|----|------|
| | G/Att. | % | G/Att. | % | G/Att. | % | G/Att. | % | G/Att. | % | G/Att. | % | G/Att. | % | | |
| ISL | 147/304 | 48 | 18/36 | 50 | 17/41 | 41 | 119/266 | 45 | 28/38 | 74 | 12/13 | 92 | 16/25 | 64 | 68 | 22 |

Team Shots

| | Goals | Saves | Missed | Post | Blocked | Total | % | Prop % |
|-------------------|---------|--------|--------|------|---------|----------|----------|--------|
| 7m Penalty Throws | 24 | 7 | | | | 31 | 77 | 11 |
| Breakthroughs | 14 | 1 | 2 | 1 | | 18 | 78 | 7 |
| 6m Shots | 26 | 6 | 4 | 1 | | 37 | 70 | 14 |
| Wing Shots | 19 | 20 | 1 | | | 40 | 48 | 15 |
| L R | 10 9 | 11 9 | 1 1 | | | 22 18 | 45 50 | |
| 9m Shots | 37 | 37 | 10 | 3 | 25 | 112 | 33 | 41 |
| L C R | 8 18 11 | 8 19 9 | 1 6 2 | 1 2 | 9 12 4 | 26 56 28 | 31 32 39 | |
| Fast Breaks | 27 | 5 | | | 2 | 34 | 79 | 12 |
| Totals | 147 | 76 | 17 | 5 | 27 | 272 | 54 | 100 |

Key:

| | | | | | | | |
|----------|-------------------------|---------|------------------------------------|----------|------------------------|----------|-------------------------|
| 6mC | : 6 Metre Centre Shots | Wing | : Wing Shots | 9m | : 9 Metre Shots | 7mP | : 7 Metre Penalty Shots |
| FB | : All Fast Breaks | BT | : Breakthroughs | EX | : Exclusions | % | : Efficiency |
| Pos. | : Position Attacks | RC | : Red Cards | 2M | : 2 Minute Suspensions | YC | : Yellow Cards |
| Ind. FB | : Individual Fast Break | Team FB | : Team Fast Breaks | TP | : Time Played | TF | : Technical Faults |
| Prop % | : Proportion of Goals | ST | : Steals | R7 | : Received 7m-Fouls | P7 | : Penalty Fouls |
| AS | : Assists | BS | : Blocked Shots | Majority | : Player Majority | Minority | : Player Minority |
| G / Att. | : Goals / Attacks | NS | : Near Shots (incl. 6mC, BT, Wing) | | | | |



2000 Men's European Handball Championship / EURO 2000

CUMULATIVE STATISTICS

Iceland (ISL)

After 6 Matches

Overview of Shot Distribution

Players Goals/Shots

2 SIGHVATSSON Robert

| | | |
|-----|-----|-----|
| | 5/6 | 2/2 |
| 3/3 | | 1/1 |
| | 2/2 | 3/4 |

1-Missed 1-Post

3 ARNASON Njordur

| | | |
|--|-----|--|
| | 0/1 | |
| | | |
| | 0/1 | |

4 SIGURÖSSON Magnus

| | | |
|-----|--|--|
| | | |
| 0/1 | | |
| 2/3 | | |

1-Missed

5 GRIMSSON Valdimar

| | | |
|-------|-----|-----|
| 4/6 | 0/2 | 2/2 |
| 2/5 | 0/1 | 7/9 |
| 12/14 | 6/7 | 8/9 |

1-Blocked

6 SIGURÖSSON Dagur

| | | |
|-----|-----|-----|
| 2/2 | 1/1 | 2/2 |
| | 1/2 | 0/1 |
| 2/7 | 1/4 | 2/3 |

4-Missed 4-Blocked

7 JOHANNESSON Patekur

| | | |
|------|-----|-----|
| 1/1 | 1/1 | 1/1 |
| 3/3 | 0/1 | 0/1 |
| 9/14 | 1/2 | 5/8 |

2-Missed 1-Post 7-Blocked

8 BJARNASON Gustaf

| | | |
|-----|-----|-----|
| | 2/3 | 2/2 |
| 1/1 | | 0/2 |
| 4/7 | 5/6 | 4/5 |

2-Missed 1-Blocked

9 SIGURÖSSON Gudjon V.

| | | |
|-----|-----|-----|
| | | |
| | | |
| 1/1 | 3/5 | 3/3 |

10 SIGTRYGGSSON Runar

| | | |
|--|--|--|
| | | |
| | | |
| | | |

11 STEFANSSON Olafur

| | | |
|-----|-----|-----|
| 1/1 | 1/1 | 5/5 |
| 2/3 | 1/4 | 1/4 |
| 3/4 | 5/6 | 3/7 |

1-Missed 3-Post 7-Blocked

13 DURANONA Julian Robe

| | | |
|-----|-----|-----|
| 1/1 | | |
| 0/2 | 0/1 | 1/2 |
| 0/4 | | 3/3 |

2-Missed 7-Blocked

14 BJAMASON Sigurdur

| | | |
|-----|-----|-----|
| | | 1/1 |
| 0/1 | 0/1 | 0/1 |
| | | 1/1 |

2-Missed

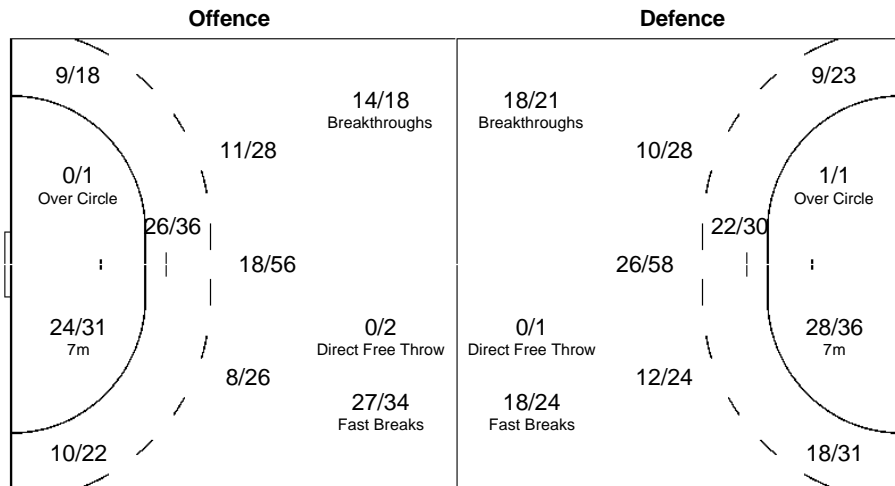
15 THORDARSON Magnus I

| | | |
|-----|--|-----|
| | | |
| 1/1 | | 1/1 |
| | | |

2-Missed

| Team Goals/Shots | | |
|------------------|-------|-------|
| 9/11 | 10/15 | 15/15 |
| 12/20 | 2/10 | 11/22 |
| 33/54 | 23/33 | 32/43 |

17-missed 5-Post 27-Blocked



Goalkeepers

Goals/Shots

| | | |
|-------|-------|------|
| 4/26 | 7/17 | 2/17 |
| 12/25 | 1/2 | 9/20 |
| 11/45 | 10/30 | 7/43 |

11-missed 20-Post 21-Blocked

1 ALEXANDERSSON Sebas

| | | |
|-----|-----|-----|
| 2/9 | 1/3 | 1/2 |
| 1/1 | | 1/3 |
| 2/8 | 0/4 | 0/5 |

3-missed 2-Blocked

12 HRAFNKELSSON Gudmi

| | | |
|-------|-------|------|
| 2/15 | 6/12 | 1/13 |
| 10/20 | 1/1 | 5/12 |
| 8/34 | 10/24 | 6/36 |

6-missed 17-Post 18-Blocked

16 BERGSVEINSSON Bergs

| | | |
|-----|-----|-----|
| 0/2 | 0/2 | 0/2 |
| 1/4 | 0/1 | 3/5 |
| 1/3 | 0/2 | 1/2 |

2-missed 3-Post 1-Blocked



2000 Men's European Handball Championship / EURO 2000 CUMULATIVE STATISTICS

Norway (NOR)

After 6 Matches

Coach: MAGNUSSON Christer

YC Coach: 1

Time outs: 7

Avg. Time outs: 1.17

| No. | Name | M | Total | | | All Goals / Shots | | | | | | Punishments | | | | Offence | | | Defence | | | TP | | |
|--------|--------------------------|---|-------|-------|-------|-------------------|-----|-------|-------|-------|--------|-------------|----|----|----|---------|----|----|---------|----|----|----|----|---------|
| | | | P | Goals | Shots | % | 7mP | 7m% | 6mC | Wing | BT | 9m | FB | YC | RC | 2M | EX | AS | R7 | TF | ST | | BS | P7 |
| 1 | (4) SCHEIE Frode | 6 | | | | | | | | | | | | | | | 1 | | | | | | | 3:21:29 |
| 2 | (6) LAURITZEN Jan Thomas | 6 | 21 | 49 | 43 | | | 2/2 | 0/1 | 3/3 | 16/43 | | 1 | 3 | | | 8 | 3 | 7 | 2 | 4 | 5 | | 5:42:46 |
| 3 | (1) RASCH Stig | 4 | 13 | 29 | 45 | 2/4 | 50 | 1/1 | 1/1 | 1/1 | 6/19 | 2/3 | 2 | | | | 2 | | 4 | 2 | 1 | 1 | | 1:47:43 |
| 5 | (1) MOLDESTAD Tormod | 5 | 4 | 7 | 57 | | | | 0/1 | 1/1 | 3/5 | | | 3 | | | 1 | | 2 | | 1 | 5 | | 2:03:17 |
| 6 | () SANDO Stein Olaf | 6 | 1 | 3 | 33 | | | 1/2 | | | 0/1 | | | | | | 1 | 1 | | | | | | 1:10:15 |
| 7 | (6) PENNE Stig | 6 | 16 | 23 | 70 | 6/8 | 75 | | 3/7 | | 0/1 | 7/7 | | | | | 3 | 1 | 5 | | | 2 | | 5:15:58 |
| 8 | (3) ELLINGSEN Eivind | 4 | 13 | 26 | 50 | | | 1/4 | 10/17 | | 0/2 | 2/3 | | | | | 1 | 2 | 1 | | | | | 2:40:40 |
| 9 | (4) BERGE Christian | 5 | 15 | 38 | 39 | | | 1/1 | 1/1 | 1/1 | 9/32 | 3/3 | 1 | 2 | | | 4 | 6 | 11 | 1 | | 5 | | 3:34:52 |
| 10 | (3) HAGEN Frode | 5 | 9 | 19 | 47 | 0/1 | 0 | | | 3/4 | 5/13 | 1/1 | 2 | 1 | | | 3 | 3 | 5 | 1 | 1 | 2 | | 2:06:08 |
| 11 | (4) VILDALEN Preben | 6 | 9 | 26 | 35 | 0/1 | 0 | 0/1 | 1/1 | 1/2 | 6/19 | 1/2 | 5 | 9 | | | 2 | 6 | 8 | 1 | 3 | 3 | | 4:16:14 |
| 12 | (2) FOSSENG Gunnar | 5 | | | | | | | | | | | | | | | 2 | | 2 | | | | | 2:48:03 |
| 13 | (3) OUSTORP Geir | 5 | 17 | 26 | 65 | 11/15 | 73 | | 4/7 | | 0/1 | 2/3 | | | | | | 1 | 1 | | | | | 3:18:40 |
| 15 | () GJESDAW Vidar | | | | | | | | | | | | | | | | | | | | | | | |
| 17 | () PETTERSON Thomas | | | | | | | | | | | | | | | | | | | | | | | |
| 18 | (5) JENSEN Johnny | 6 | 15 | 29 | 52 | | | 10/16 | 0/2 | | 0/4 | 5/7 | 3 | 5 | | | 1 | 6 | 8 | 5 | 5 | 2 | | 5:03:55 |
| Totals | | | 133 | 275 | 48 | 19/29 | 66 | 16/27 | 20/38 | 10/12 | 45/139 | 23/30 | 15 | 23 | | | 29 | 57 | 29 | 12 | 25 | 15 | | 6:10:00 |

| | Goalkeepers | M | Total | | | ALL Saves / Shots | | | | | | | | | |
|--------|--------------------|---|-------|-------|-------|-------------------|-----|------|-------|------|-------|----|--------|----|------|
| | | | P | Saves | Shots | % | 7mP | 7m% | 6mC | Wing | BT | NS | NS% | 9m | 9m% |
| 1 | (4) SCHEIE Frode | 6 | 38 | 108 | 35 | 2/10 | 20 | 3/17 | 6/10 | 1/4 | 10/31 | 32 | 25/56 | 45 | 1/11 |
| 12 | (2) FOSSENG Gunnar | 5 | 34 | 108 | 31 | 1/12 | 8 | 4/19 | 5/19 | 1/4 | 10/42 | 24 | 22/48 | 46 | 1/6 |
| Totals | | | 72 | 216 | 33 | 3/22 | 14 | 7/36 | 11/29 | 2/8 | 20/73 | 27 | 47/104 | 45 | 2/17 |

Attacks

| Team | All | | Majority | | Minority | | Pos. | | FB | | Ind. FB | | Team FB | | TF | TF % |
|------|---------|----|----------|----|----------|----|---------|----|--------|----|---------|----|---------|----|----|------|
| | G/Att. | % | G/Att. | % | G/Att. | % | G/Att. | % | G/Att. | % | G/Att. | % | G/Att. | % | | |
| NOR | 133/293 | 45 | 30/54 | 56 | 9/18 | 50 | 110/253 | 43 | 23/40 | 58 | 13/14 | 93 | 10/26 | 38 | 57 | 19 |

Team Shots

| | Goals | Saves | Missed | Post | Blocked | Total | % | Prop % | | | | | | | | | | | | | |
|-------------------|-------|-------|--------|------|---------|-------|----|--------|----|----|----|---|---|---|---|----|----|----|----|----|----|
| 7m Penalty Throws | 19 | 7 | 1 | 2 | | 29 | 66 | 11 | | | | | | | | | | | | | |
| Breakthroughs | 10 | 2 | | | | 12 | 83 | 4 | | | | | | | | | | | | | |
| 6m Shots | 16 | 9 | 1 | 1 | | 27 | 59 | 10 | | | | | | | | | | | | | |
| Wing Shots | 20 | 14 | 2 | 2 | | 38 | 53 | 14 | | | | | | | | | | | | | |
| L R | 6 | 14 | 4 | 10 | 2 | 1 | 1 | 11 | 27 | 55 | 52 | | | | | | | | | | |
| 9m Shots | 45 | 53 | 10 | 10 | 21 | 139 | 32 | 51 | | | | | | | | | | | | | |
| L C R | 11 | 17 | 17 | 12 | 22 | 19 | 3 | 5 | 2 | 1 | 4 | 5 | 3 | 8 | 9 | 30 | 56 | 52 | 37 | 30 | 33 |
| Fast Breaks | 23 | 6 | | 1 | | 30 | 77 | 11 | | | | | | | | | | | | | |
| Totals | 133 | 91 | 14 | 16 | 21 | 275 | 48 | 100 | | | | | | | | | | | | | |

Key:

| | | | |
|--|--|-----------------------------------|------------------------------------|
| 6mC : 6 Metre Centre Shots | Wing : Wing Shots | 9m : 9 Metre Shots | 7mP : 7 Metre Penalty Shots |
| FB : All Fast Breaks | BT : Breakthroughs | EX : Exclusions | % : Efficiency |
| Pos. : Position Attacks | RC : Red Cards | 2M : 2 Minute Suspensions | YC : Yellow Cards |
| Ind. FB : Individual Fast Break | Team FB : Team Fast Breaks | TP : Time Played | TF : Technical Faults |
| Prop % : Proportion of Goals | ST : Steals | R7 : Received 7m-Fouls | P7 : Penalty Fouls |
| AS : Assists | BS : Blocked Shots | Majority : Player Majority | Minority : Player Minority |
| G / Att. : Goals / Attacks | NS : Near Shots (incl. 6mC, BT, Wing) | | |



2000 Men's European Handball Championship / EURO 2000

CUMULATIVE STATISTICS

Norway (NOR)

After 6 Matches

Overview of Shot Distribution

Players Goals/Shots

2 LAURITZEN Jan Thomas

| | | |
|-------|-----|------|
| 1/1 | | |
| 0/4 | | 0/2 |
| 11/16 | 1/3 | 8/11 |

1-Missed 5-Post 6-Blocked

3 RASCH Stig

| | | |
|-----|-----|-----|
| 0/1 | 0/2 | 3/6 |
| 1/2 | | 1/3 |
| 1/3 | 2/3 | 5/6 |

1-Missed 1-Post 1-Blocked

5 MOLDESTAD Tormod

| | | |
|-----|-----|-----|
| | | |
| | | 1/1 |
| 1/1 | 1/2 | 1/1 |

2-Blocked

6 SANDO Stein Olaf

| | | |
|--|-----|-----|
| | | 0/1 |
| | | 0/1 |
| | 1/1 | |

7 PENNE Stig

| | | |
|-----|-----|-----|
| | 0/1 | 1/1 |
| 3/4 | | 2/5 |
| 2/2 | 1/2 | 7/7 |

1-Missed

8 ELLINGSEN Eivind

| | | |
|-----|-----|-----|
| 1/4 | 4/5 | 0/2 |
| 1/1 | | 0/1 |
| 2/3 | 1/1 | 4/6 |

2-Missed 1-Post

9 BERGE Christian

| | | |
|-----|-----|-----|
| 1/1 | 0/2 | 1/1 |
| 1/4 | 0/1 | 1/4 |
| 5/6 | | 6/8 |

3-Missed 3-Post 5-Blocked

10 HAGEN Frode

| | | |
|-----|-----|-----|
| | 1/2 | |
| 1/1 | | 1/2 |
| 0/2 | 1/1 | 5/6 |

1-Missed 1-Post 3-Blocked

11 VILDALEN Preben

| | | |
|-----|-----|-----|
| | 1/2 | 1/4 |
| 1/4 | | 0/1 |
| 1/1 | 2/3 | 3/5 |

3-Missed 3-Blocked

13 OUSTORP Geir

| | | |
|------|-----|-----|
| 1/2 | 1/1 | |
| 3/6 | | 0/1 |
| 9/10 | 1/1 | 2/3 |

2-Post

15 GJESDAW Vidar

| | | |
|--|--|--|
| | | |
| | | |
| | | |

17 PETTERSON Thomas

| | | |
|--|--|--|
| | | |
| | | |
| | | |

18 JENSEN Johnny

| | | |
|-----|-----|-----|
| | 4/4 | 5/7 |
| 0/1 | | 0/2 |
| 2/3 | 0/2 | 4/4 |

2-Missed 3-Post 1-Blocked

Goalkeepers

Goals/Shots

| | | |
|-------|-------|------|
| 3/15 | 4/15 | 0/12 |
| 11/24 | 14/14 | 9/21 |
| 12/48 | 11/35 | 8/32 |

21-missed 22-Post 13-Blocked

1 SCHEIE Frode

| | | |
|------|------|------|
| 0/8 | 2/7 | 0/7 |
| 8/13 | 8/8 | 7/14 |
| 6/24 | 4/15 | 3/12 |

12-missed 10-Post 9-Blocked

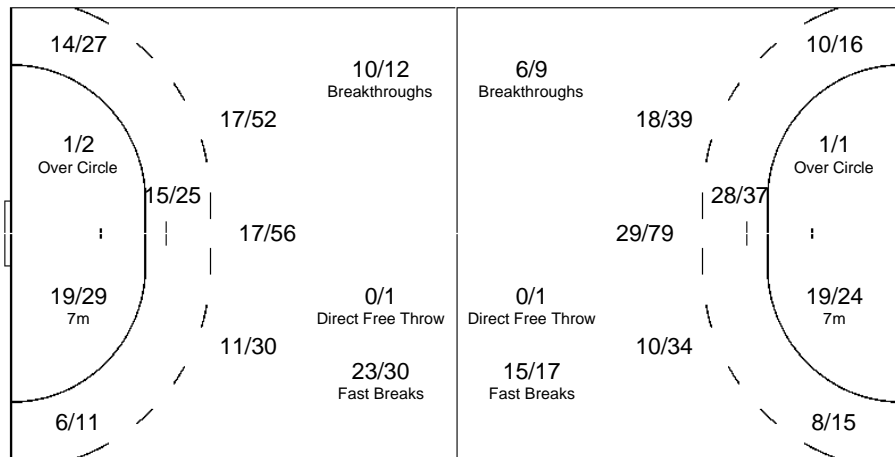
12 FOSSENG Gunnar

| | | |
|------|------|------|
| 3/7 | 2/8 | 0/5 |
| 3/11 | 6/6 | 2/7 |
| 6/24 | 7/20 | 5/20 |

9-missed 12-Post 4-Blocked

Offence

Defence



Team

Goals/Shots

| | | |
|-------|-------|-------|
| 4/9 | 11/19 | 11/22 |
| 11/27 | 0/1 | 6/23 |
| 34/47 | 11/19 | 45/57 |

14-missed 16-Post 21-Blocked



2000 Men's European Handball Championship / EURO 2000 CUMULATIVE STATISTICS

Portugal (POR)

After 6 Matches

Coach: GRACIA CUESTA Javier

YC Coach: 1

RC Coach: 1

Time outs: 10

Avg. Time outs: 1.67

| No. | Name | M | Total | | | All Goals / Shots | | | | | | Punishments | | | | Offence | | | Defence | | | TP | | |
|--------|------------------------|---|-------|-------|-------|-------------------|-----|-------|-------|------|--------|-------------|-----|----|----|---------|----|----|---------|----|----|----|----|---------|
| | | | P | Goals | Shots | % | 7mP | 7m% | 6mC | Wing | BT | 9m | FB | YC | RC | 2M | EX | AS | R7 | TF | ST | | BS | P7 |
| 1 | (0) MORGADO Sergio | 5 | | | | | | | | | | | | | | | | | | | | | | 1:27:01 |
| 2 | (3) GALAMBAS Carlos | 6 | 14 | 20 | 70 | | | 13/18 | 1/2 | | | | 1 | 3 | | | | 8 | 1 | | | | | 3:07:59 |
| 3 | (6) RESENDE Carlos | 6 | 38 | 77 | 49 | 12/17 | 71 | 2/2 | 1/2 | 2/2 | 13/42 | 8/12 | 2 | 1 | 5 | | 15 | 3 | 11 | 6 | 1 | 5 | | 5:06:20 |
| 4 | (4) CRUZ Filipe | 6 | 22 | 54 | 41 | 4/4 | 100 | 1/1 | 0/2 | 1/2 | 15/44 | 1/1 | 1 | 1 | | | 4 | 5 | 9 | 2 | | 2 | | 4:27:00 |
| 6 | (1) ANDORINHO Ricardo | 2 | 2 | 7 | 29 | | | 1/2 | 1/4 | | | | 0/1 | 1 | 2 | | 1 | | | 1 | | | | 24:55 |
| 7 | (0) GOMES Carlos | | | | | | | | | | | | | | | | | | | | | | | |
| 8 | (3) COELHO Eduardo | 6 | 22 | 40 | 55 | 2/4 | 50 | | 2/3 | 1/1 | 17/31 | 0/1 | 3 | 5 | | | 6 | 1 | 15 | 7 | | 8 | | 3:46:11 |
| 9 | (4) COSTA Ricardo | 4 | 6 | 13 | 46 | | | 0/2 | 3/6 | 1/1 | | 2/4 | 1 | 1 | | | 1 | 1 | 5 | 3 | | 1 | | 2:35:16 |
| 11 | (0) COSTA Mario | 5 | 5 | 7 | 71 | | | 3/3 | 0/1 | | | 2/3 | 1 | 4 | | | | 1 | 1 | 2 | 2 | 2 | | 1:44:21 |
| 12 | (6) MORGADO Paulo | 6 | | | | | | | | | | | 1 | | | | | | 1 | | | | | 4:42:59 |
| 14 | (0) CARMO Inacio | 2 | | | | | | | | | | | | | | | | | | | | | | 1:45 |
| 15 | (5) ROCHA Rui | 6 | 24 | 34 | 71 | | | 1/1 | 10/18 | | 1/1 | 12/14 | 1 | 1 | 2 | | 2 | 1 | 7 | 4 | | 4 | | 5:25:44 |
| 16 | (0) FIGUEIRA Hugo | | | | | | | | | | | | | | | | | | | | | | | |
| 17 | (4) ALMEIDA Rui | 6 | 3 | 5 | 60 | | | 1/1 | 2/3 | | | 0/1 | 3 | 4 | | | 1 | 1 | 4 | 2 | | 3 | | 3:31:01 |
| 18 | (0) RODRIGUES Alvaro | 2 | | | | | | | | | | | | 1 | | | | | | | | | | 6:41 |
| 19 | (6) TCHIKOULAEV Victor | 6 | 17 | 34 | 50 | | | 4/10 | 1/1 | 3/3 | 8/18 | 1/2 | 2 | 4 | | | 7 | 4 | 14 | 3 | | 3 | | 5:12:12 |
| Totals | | | 153 | 291 | 53 | 18/25 | 72 | 26/40 | 21/42 | 8/9 | 54/136 | 26/39 | 18 | 2 | 32 | | 37 | 68 | 25 | 30 | 28 | 3 | | 6:10:00 |

| | Goalkeepers | M | Total | | | ALL Saves / Shots | | | | | | | | | |
|--------|--------------------|---|-------|-------|-------|-------------------|-----|------|-------|------|-------|----|-------|----|------|
| | | | P | Saves | Shots | % | 7mP | 7m% | 6mC | Wing | BT | NS | NS% | 9m | 9m% |
| 1 | (0) MORGADO Sergio | 5 | 13 | 56 | 23 | 1/8 | 12 | 5/13 | 2/8 | 0/5 | 7/26 | 27 | 5/10 | 50 | 0/12 |
| 12 | (6) MORGADO Paulo | 6 | 43 | 160 | 27 | 4/20 | 20 | 4/26 | 10/36 | 0/9 | 14/71 | 20 | 20/43 | 47 | 5/26 |
| 16 | (0) FIGUEIRA Hugo | | | | | | | | | | | | | | |
| Totals | | | 56 | 216 | 26 | 5/28 | 18 | 9/39 | 12/44 | 0/14 | 21/97 | 22 | 25/53 | 47 | 5/38 |

Attacks

| Team | All | | Majority | | Minority | | Pos. | | FB | | Ind. FB | | Team FB | | TF | TF % |
|------|---------|----|----------|----|----------|----|---------|----|--------|----|---------|----|---------|----|----|------|
| | G/Att. | % | G/Att. | % | G/Att. | % | G/Att. | % | G/Att. | % | G/Att. | % | G/Att. | % | | |
| POR | 153/324 | 47 | 16/29 | 55 | 18/43 | 42 | 127/281 | 45 | 26/43 | 60 | 8/11 | 73 | 18/32 | 56 | 68 | 21 |

Team Shots

| | Goals | Saves | Missed | Post | Blocked | Total | % | Prop % |
|-------------------|----------|--------|--------|-------|---------|----------|----------|--------|
| 7m Penalty Throws | 18 | 3 | | 4 | | 25 | 72 | 9 |
| Breakthroughs | 8 | 1 | | | | 9 | 89 | 3 |
| 6m Shots | 26 | 12 | | 2 | | 40 | 65 | 14 |
| Wing Shots | 21 | 19 | 1 | 1 | | 42 | 50 | 14 |
| L R | 13 8 | 11 8 | 1 1 | | | 26 16 | 50 50 | |
| 9m Shots | 54 | 32 | 14 | 12 | 24 | 136 | 40 | 47 |
| L C R | 14 26 14 | 8 17 7 | 3 7 3 | 2 5 5 | 6 14 4 | 33 69 33 | 42 38 42 | |
| Fast Breaks | 26 | 9 | 2 | 2 | | 39 | 67 | 13 |
| Totals | 153 | 76 | 17 | 21 | 24 | 291 | 53 | 100 |

Key:

| | | | | | | | |
|----------|-------------------------|---------|------------------------------------|----------|------------------------|----------|-------------------------|
| 6mC | : 6 Metre Centre Shots | Wing | : Wing Shots | 9m | : 9 Metre Shots | 7mP | : 7 Metre Penalty Shots |
| FB | : All Fast Breaks | BT | : Breakthroughs | EX | : Exclusions | % | : Efficiency |
| Pos. | : Position Attacks | RC | : Red Cards | 2M | : 2 Minute Suspensions | YC | : Yellow Cards |
| Ind. FB | : Individual Fast Break | Team FB | : Team Fast Breaks | TP | : Time Played | TF | : Technical Faults |
| Prop % | : Proportion of Goals | ST | : Steals | R7 | : Received 7m-Fouls | P7 | : Penalty Fouls |
| AS | : Assists | BS | : Blocked Shots | Majority | : Player Majority | Minority | : Player Minority |
| G / Att. | : Goals / Attacks | NS | : Near Shots (incl. 6mC, BT, Wing) | | | | |



2000 Men's European Handball Championship / EURO 2000

CUMULATIVE STATISTICS

Portugal (POR)

After 6 Matches

Overview of Shot Distribution

Players Goals/Shots

2 GALAMBAS Carlos

| | | |
|-----|-----|-----|
| 1/1 | 3/3 | 0/1 |
| 0/1 | | 1/3 |
| 4/5 | 4/4 | 1/1 |

1-Post

3 RESENDE Carlos

| | | |
|------|-----|-----|
| 7/8 | 1/2 | 7/8 |
| 2/4 | | 4/8 |
| 7/12 | 3/5 | 7/8 |

5-Missed 10-Post 7-Blocked

4 CRUZ Filipe

| | | |
|-----|-----|-----|
| 5/6 | 2/2 | 2/6 |
| 1/2 | | 1/3 |
| 2/5 | 2/2 | 7/9 |

5-Missed 6-Post 8-Blocked

6 ANDORINHO Ricardo

| | | |
|-----|-----|-----|
| | 0/1 | 0/2 |
| | | |
| 0/1 | | 2/3 |

7 GOMES Carlos

| | | |
|--|--|--|
| | | |
| | | |
| | | |

8 COELHO Eduardo

| | | |
|-----|-----|-----|
| 2/2 | 2/2 | 1/1 |
| 4/5 | 0/2 | 1/2 |
| 4/7 | 2/3 | 6/7 |

2-Missed 2-Post 5-Blocked

9 COSTA Ricardo

| | | |
|-----|-----|-----|
| | | 0/1 |
| 0/1 | 0/1 | 1/1 |
| 4/4 | 0/1 | 1/3 |

1-Missed

11 COSTA Mario

| | | |
|-----|-----|-----|
| | | 1/1 |
| | | 0/2 |
| 2/2 | 1/1 | 1/1 |

14 CARMO Inacio

| | | |
|--|--|--|
| | | |
| | | |
| | | |

15 ROCHA Rui

| | | |
|-----|-----|-----|
| 1/2 | 6/6 | 1/1 |
| 3/5 | 0/1 | 1/1 |
| 5/8 | 4/5 | 3/5 |

17 ALMEIDA Rui

| | | |
|-----|-----|-----|
| 1/2 | | |
| | | |
| 1/1 | 0/1 | 1/1 |

18 RODRIGUES Alvaro

| | | |
|--|--|--|
| | | |
| | | |
| | | |

19 TCHIKOULAEV Victor

| | | |
|-----|-----|-----|
| 2/2 | | 2/2 |
| 2/5 | | 3/5 |
| 4/5 | 0/1 | 4/4 |

4-Missed 2-Post 4-Blocked

Goalkeepers

Goals/Shots

| | | |
|-------|------|-------|
| 3/19 | 6/23 | 6/22 |
| 14/22 | 3/4 | 10/22 |
| 4/45 | 3/14 | 7/44 |

24-missed 19-Post 2-Blocked

1 MORGADO Sergio

| | | |
|------|-----|-----|
| 2/8 | 1/6 | 2/7 |
| 3/4 | 2/3 | 0/8 |
| 2/11 | 0/1 | 1/8 |

4-missed 5-Post 1-Blocked

12 MORGADO Paulo

| | | |
|-------|------|-------|
| 1/11 | 5/17 | 4/15 |
| 11/18 | 1/1 | 10/14 |
| 2/34 | 3/13 | 6/36 |

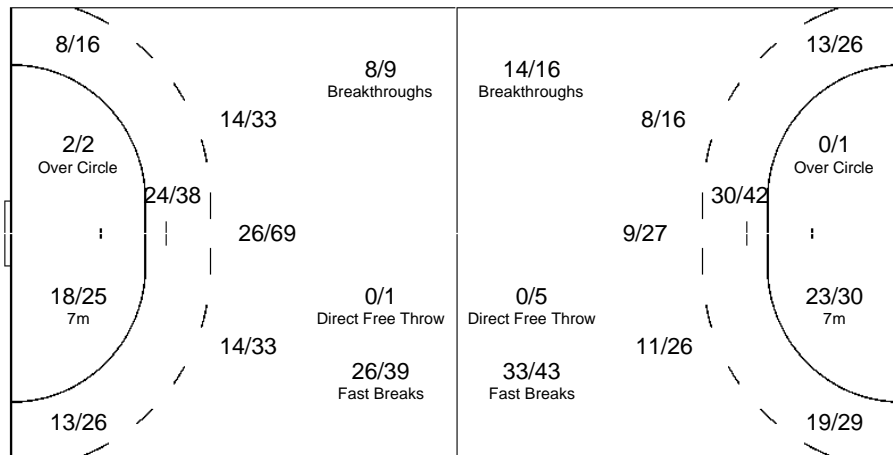
20-missed 14-Post 1-Blocked

16 FIGUEIRA Hugo

| | | |
|--|--|--|
| | | |
| | | |
| | | |

Offence

Defence



Team

Goals/Shots

| | | |
|-------|-------|-------|
| 19/23 | 14/16 | 14/23 |
| 12/23 | 0/4 | 12/25 |
| 33/50 | 16/23 | 33/42 |

17-missed 21-Post 24-Blocked



2000 Men's European Handball Championship / EURO 2000 CUMULATIVE STATISTICS

Russia (RUS)

After 7 Matches

Coach: MAXIMOV Vladimir

Time outs: 4 Avg. Time outs: 0.57

| No. | Name | M P | Total | | | All Goals / Shots | | | | | | Punishments | | | | Offence | | | Defence | | | TP | |
|--------|-----------------------------|--------|-------|-------|-----|-------------------|-----|-------|-------|-------|--------|-------------|----|----|----|---------|----|----|---------|----|----|----|---------|
| | | | Goals | Shots | % | 7mP | 7m% | 6mC | Wing | BT | 9m | FB | YC | RC | 2M | EX | AS | R7 | TF | ST | BS | | P7 |
| 1 | (7) LAVROV Andrei | 7 | | | | | | | | | | | 1 | | 1 | | 1 | | 2 | 1 | | | 5:48:21 |
| 2 | (3) LAVROV Igor | 6 | 12 | 32 | 38 | 4/6 | 67 | 1/4 | | 2/5 | 4/15 | 1/2 | 1 | | 1 | | 12 | 6 | 9 | 1 | | 2 | 3:52:51 |
| 3 | (0) KOULINTCHENKO Stanislav | 3 | 9 | 11 | 82 | 5/6 | 83 | 1/1 | 0/1 | 1/1 | 1/1 | 1/1 | | | 2 | | 3 | 2 | 2 | | | 1 | 1:21:11 |
| 4 | (3) KOKCHAROV Eduard | 3 | 19 | 28 | 68 | 8/12 | 67 | 2/2 | 3/8 | 1/1 | | 5/5 | 2 | | 3 | | 2 | 3 | 8 | 5 | | 2 | 2:53:08 |
| 5 | (4) KOULECHOV Oleg | 6 | 12 | 21 | 57 | 1/1 | 100 | 3/3 | 1/1 | 2/3 | 3/11 | 2/2 | 1 | | | | 6 | 4 | 6 | 1 | | 1 | 2:54:28 |
| 6 | (3) KRIVOCHELYKOV Denis | 3 | 13 | 19 | 68 | | | 4/4 | 5/6 | 2/3 | | 2/6 | 1 | | 1 | | | 7 | 4 | 1 | | 3 | 2:50:00 |
| 7 | (4) VORONIN Lev | 4 | 18 | 24 | 75 | | | 6/7 | 8/13 | 1/1 | | 3/3 | 1 | | | | 2 | 6 | 1 | 1 | | 1 | 4:18:24 |
| 8 | (4) TOUTCHKINE Alexandre | 5 | 11 | 29 | 38 | | | | | 1/1 | 10/28 | | | | | | 4 | | 8 | | | | 1:40:30 |
| 12 | (0) SOUKOSSIAN Pavel | 6 | | | | | | | | | | | | | | | | | | | | | 1:33:41 |
| 13 | (3) MOSKALENKO Eduardo | 6 | 18 | 22 | 82 | | | 16/19 | 2/2 | | 0/1 | | 1 | | | | | 7 | 5 | | | | 3:13:53 |
| 14 | (3) GREBNEV Oleg | 5 | 4 | 4 | 100 | | | 2/2 | 2/2 | | | | 2 | | 3 | | | 1 | | 1 | 12 | 3 | 2:07:45 |
| 15 | (1) KOUZELEV Dmitri | 3 | 4 | 6 | 67 | | | 4/6 | | | | | 1 | | | | | 4 | 2 | 2 | | 2 | 2:12:10 |
| 17 | (4) KHODKOV Oleg | 7 | 24 | 55 | 44 | | | | 0/6 | 4/5 | 19/43 | 1/1 | | | 1 | | 5 | 1 | 14 | 2 | 1 | | 3:14:27 |
| 18 | (3) GORPICHINE Viatcheslav | 7 | 1 | 3 | 33 | | | | | | 1/3 | | 4 | | 2 | | 1 | | 1 | 2 | 15 | 2 | 3:16:39 |
| 19 | (4) POGORELOV Serguei | 7 | 18 | 43 | 42 | | | 1/1 | 1/1 | 1/2 | 14/35 | 1/4 | 4 | 1 | 7 | | 10 | 1 | 19 | 6 | 1 | 7 | 5:48:32 |
| 20 | (3) FILIPPOV Dmitri | 4 | 26 | 38 | 68 | 14/19 | 74 | 5/5 | 3/8 | 1/1 | 1/3 | 2/2 | 2 | | 1 | | | 2 | 2 | 2 | | 3 | 3:53:26 |
| Totals | | | 189 | 335 | 56 | 32/44 | 73 | 45/54 | 25/48 | 16/23 | 53/140 | 18/26 | 21 | 1 | 22 | | 46 | 88 | 44 | 25 | 27 | 29 | 7:20:00 |

| | Goalkeepers | M P | Total | | | ALL Saves / Shots | | | | | | | | | |
|--------|----------------------|--------|-------|-------|----|-------------------|-----|------|-------|------|--------|-----|-------|-----|-------|
| | | | Saves | Shots | % | 7mP | 7m% | 6mC | Wing | BT | NS | NS% | 9m | 9m% | FB |
| 1 | (7) LAVROV Andrei | 7 | 73 | 218 | 33 | 7/19 | 37 | 5/37 | 10/32 | 4/12 | 19/81 | 23 | 39/82 | 48 | 8/36 |
| 12 | (0) SOUKOSSIAN Pavel | 6 | 23 | 53 | 43 | 0/7 | 0 | 0/9 | 6/10 | 0/2 | 6/21 | 29 | 14/17 | 82 | 3/8 |
| Totals | | | 96 | 271 | 35 | 7/26 | 27 | 5/46 | 16/42 | 4/14 | 25/102 | 25 | 53/99 | 54 | 11/44 |

Attacks

| Team | All | | Majority | | Minority | | Pos. | | FB | | Ind. FB | | Team FB | | TF | TF % |
|------|---------|----|----------|----|----------|----|---------|----|--------|----|---------|----|---------|----|----|------|
| | G/Att. | % | G/Att. | % | G/Att. | % | G/Att. | % | G/Att. | % | G/Att. | % | G/Att. | % | | |
| RUS | 189/383 | 49 | 17/33 | 52 | 12/32 | 38 | 168/348 | 48 | 21/35 | 60 | 9/15 | 60 | 12/20 | 60 | 88 | 23 |

Team Shots

| | Goals | Saves | Missed | Post | Blocked | Total | % | Prop % | | | | | | | | | | | | | | |
|--------------------------|-------|-------|--------|------|---------|-------|----|--------|----|----|----|----|----|----|----|----|----|----|----|----|----|--|
| 7m Penalty Throws | 32 | 9 | 1 | 2 | | 44 | 73 | 13 | | | | | | | | | | | | | | |
| Breakthroughs | 16 | 6 | 1 | | | 23 | 70 | 7 | | | | | | | | | | | | | | |
| 6m Shots | 45 | 8 | | 1 | | 54 | 83 | 16 | | | | | | | | | | | | | | |
| Wing Shots | 25 | 16 | 4 | 3 | | 48 | 52 | 14 | | | | | | | | | | | | | | |
| L R | 9 | 16 | 12 | 4 | 3 | 1 | 1 | 2 | 25 | 23 | 36 | 70 | | | | | | | | | | |
| 9m Shots | 53 | 41 | 10 | 11 | 25 | 140 | 38 | 42 | | | | | | | | | | | | | | |
| L C R | 12 | 23 | 18 | 9 | 16 | 15 | 4 | 4 | 2 | 3 | 5 | 3 | 9 | 10 | 6 | 37 | 58 | 44 | 32 | 40 | 41 | |
| Fast Breaks | 18 | 6 | 2 | | | | | | | | | | 26 | | 69 | 8 | | | | | | |
| Totals | 189 | 86 | 18 | 17 | 25 | 335 | 56 | 100 | | | | | | | | | | | | | | |

Key:

| | | | |
|--|--|-----------------------------------|------------------------------------|
| 6mC : 6 Metre Centre Shots | Wing : Wing Shots | 9m : 9 Metre Shots | 7mP : 7 Metre Penalty Shots |
| FB : All Fast Breaks | BT : Breakthroughs | EX : Exclusions | % : Efficiency |
| Pos. : Position Attacks | RC : Red Cards | 2M : 2 Minute Suspensions | YC : Yellow Cards |
| Ind. FB : Individual Fast Break | Team FB : Team Fast Breaks | TP : Time Played | TF : Technical Faults |
| Prop % : Proportion of Goals | ST : Steals | R7 : Received 7m-Fouls | P7 : Penalty Fouls |
| AS : Assists | BS : Blocked Shots | Majority : Player Majority | Minority : Player Minority |
| G / Att. : Goals / Attacks | NS : Near Shots (incl. 6mC, BT, Wing) | | |



2000 Men's European Handball Championship / EURO 2000

CUMULATIVE STATISTICS

Russia (RUS)

After 7 Matches

Overview of Shot Distribution

Players Goals/Shots

2 LAVROV Igor

| | | |
|-----|-----|-----|
| 2/2 | 0/1 | 1/2 |
| 1/4 | 0/3 | 0/2 |
| 2/4 | 1/1 | 5/5 |

2-Missed 2-Post 4-Blocked

3 KOULINTCHENKO Stanislav

| | | |
|-----|-----|-----|
| 2/2 | 1/1 | |
| 2/2 | | |
| | 1/2 | 3/3 |

1-Post

4 KOKCHAROV Eduard

| | | |
|-----|-----|-----|
| 1/1 | 3/4 | 2/2 |
| 4/5 | 0/1 | 0/4 |
| 5/5 | 2/3 | 2/2 |

1-Post

5 KOULECHOV Oleg

| | | |
|-----|-----|-----|
| | 2/2 | 2/2 |
| | 0/1 | 1/2 |
| 3/4 | 1/1 | 3/4 |

2-Missed 2-Post 1-Blocked

6 KRIVOCHELYKOV Denis

| | | |
|-----|-----|-----|
| 0/1 | 4/5 | 0/2 |
| 1/3 | | 3/3 |
| 2/2 | 2/2 | 1/1 |

7 VORONIN Lev

| | | |
|-----|-----|-----|
| 3/3 | 0/1 | 1/1 |
| 0/1 | | 1/1 |
| 8/9 | 3/4 | 2/2 |

1-Missed 1-Post

8 TOUTCHKINE Alexandre

| | | |
|-----|-----|-----|
| 0/1 | 0/1 | 1/2 |
| 1/1 | | |
| 1/6 | 2/3 | 6/9 |

1-Post 4-Blocked

13 MOSKALENKO Eduardo

| | | |
|-----|-----|-----|
| 2/2 | 0/1 | |
| | 0/1 | 1/1 |
| 3/3 | 6/6 | 6/7 |

1-Blocked

14 GREBNEV Oleg

| | | |
|-----|-----|--|
| 1/1 | 1/1 | |
| | | |
| 1/1 | 1/1 | |

15 KOUZELEV Dmitri

| | | |
|-----|-----|-----|
| | 0/1 | |
| | | 0/1 |
| 2/2 | 1/1 | 1/1 |

17 KHODKOV Oleg

| | | |
|------|-----|------|
| 3/4 | 1/1 | 3/4 |
| 1/4 | 0/1 | 1/2 |
| 8/13 | 0/1 | 7/11 |

3-Missed 2-Post 9-Blocked

18 GORPICHINE Viatcheslav

| | | |
|-----|--|--|
| | | |
| | | |
| 1/1 | | |

1-Missed 1-Post

19 POGORELOV Serguei

| | | |
|-----|-----|-----|
| 1/1 | 2/3 | 2/3 |
| | 2/3 | 1/2 |
| 5/6 | 2/3 | 3/4 |

7-Missed 5-Post 6-Blocked

20 FILIPPOV Dmitri

| | | |
|-----|-----|-----|
| 4/4 | 1/2 | 2/2 |
| 0/2 | 0/1 | 3/4 |
| 3/6 | 8/9 | 5/5 |

2-Missed 1-Post

Goalkeepers

Goals/Shots

| | | |
|-------|------|-------|
| 8/29 | 6/19 | 6/23 |
| 10/23 | 6/7 | 16/27 |
| 22/59 | 8/34 | 14/50 |

22-missed 20-Post 27-Blocked

1 LAVROV Andrei

| | | |
|-------|------|-------|
| 7/27 | 4/14 | 5/18 |
| 8/18 | 4/5 | 10/17 |
| 18/45 | 5/29 | 12/45 |

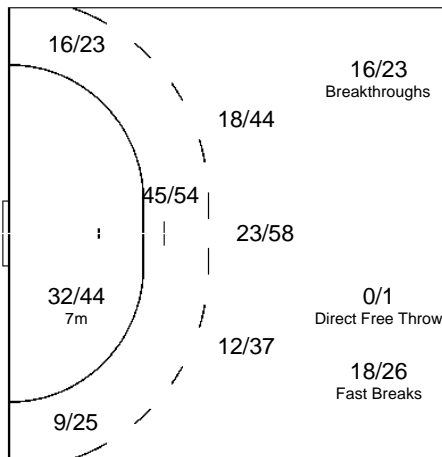
17-missed 16-Post 18-Blocked

12 SOUKOSSIAN Pavel

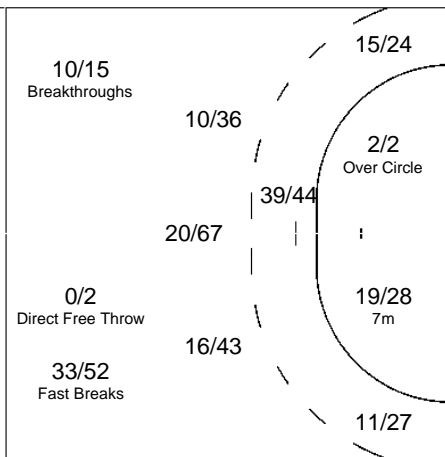
| | | |
|------|-----|------|
| 1/2 | 2/5 | 1/5 |
| 2/5 | 2/2 | 6/10 |
| 4/14 | 3/5 | 2/5 |

5-missed 4-Post 9-Blocked

Offence



Defence



Team

Goals/Shots

| | | |
|-------|-------|-------|
| 19/22 | 15/24 | 14/20 |
| 10/22 | 2/11 | 11/22 |
| 44/62 | 30/37 | 44/54 |

18-missed 17-Post 25-Blocked



2000 Men's European Handball Championship / EURO 2000 CUMULATIVE STATISTICS

Slovenia (SLO)

After 6 Matches

Coach: JERAS Leopold

YC Coach: 1

Time outs: 6

Avg. Time outs: 1.00

| No. | Name | M | Total | | | All Goals / Shots | | | | | | Punishments | | | | Offence | | | Defence | | | TP | | |
|--------|----------------------|---|-------|-------|-------|-------------------|-----|-------|-------|-------|--------|-------------|----|----|----|---------|----|----|---------|----|----|----|---------|---------|
| | | | P | Goals | Shots | % | 7mP | 7m% | 6mC | Wing | BT | 9m | FB | YC | RC | 2M | EX | AS | R7 | TF | ST | | BS | P7 |
| 1 | (5) PUSNIK Rolando | 6 | | | | | | | | | | | | | | | 1 | | 1 | | | | | 3:52:30 |
| 2 | () SAVRIC Roman | | | | | | | | | | | | | | | | | | | | | | | |
| 3 | (3) SERBEC Uros | 6 | 17 | 34 | 50 | 3/5 | 60 | | 1/5 | 7/8 | 5/14 | 1/2 | 1 | | | | 7 | 6 | 11 | 1 | 1 | 3 | 3:43:42 | |
| 4 | (1) VUGRINEC Renato | 6 | 10 | 27 | 37 | 0/2 | 0 | 2/2 | 1/1 | | 6/21 | 1/1 | | | 2 | | 4 | 2 | 6 | | 2 | 2 | 2:08:53 | |
| 5 | (1) JOVICIC Zoran | 2 | 7 | 10 | 70 | 1/1 | 100 | 0/1 | 1/2 | 0/1 | 2/2 | 3/3 | | | | | | 2 | | | | | 52:53 | |
| 6 | (5) KASTELIC Andrej | 5 | 15 | 20 | 75 | 5/6 | 83 | 2/2 | 4/6 | 3/3 | 0/2 | 1/1 | 1 | | 2 | | | 3 | 1 | 8 | | 1 | 4:17:17 | |
| 7 | (3) BANVRO Tettey | 6 | 2 | 4 | 50 | | | | 0/1 | | | 2/3 | 1 | | 4 | | 2 | | 4 | | 2 | 2 | 1:53:25 | |
| 8 | () BEDEKOVIC Branko | | | | | | | | | | | | | | | | | | | | | | | |
| 9 | () CVIJIC Gregor | 5 | | | | | | | | | | | 1 | | | | | | 1 | 1 | | 1 | 41:56 | |
| 10 | (2) PUC Iztok | 6 | 17 | 44 | 39 | 4/7 | 57 | | 1/2 | 1/1 | 10/33 | 1/1 | 1 | | 3 | | 5 | 2 | 10 | | 1 | 3 | 3:43:11 | |
| 11 | (6) PUNGARTNIK Roman | 6 | 23 | 39 | 59 | | | 2/2 | 12/20 | | 4/9 | 5/8 | | | 2 | | | 2 | 3 | 4 | | 4 | 5:45:45 | |
| 12 | () IMPERL David | | | | | | | | | | | | | | | | | | | | | | | |
| 13 | (6) TOMSIC Tomaz | 6 | 8 | 11 | 73 | | | 6/7 | 2/4 | | | | 5 | 1 | 6 | | | 1 | | 1 | 4 | 3 | 3:35:37 | |
| 15 | (6) PAJOVIC Ales | 6 | 32 | 63 | 51 | 2/5 | 40 | 2/3 | 4/4 | 4/4 | 20/46 | 0/1 | 3 | | 1 | | 3 | 1 | 7 | 4 | 6 | 1 | 4:49:53 | |
| 16 | (1) LAPAJNE Beno | 5 | | | | | | | | | | | | 1 | | 1 | | | | | | | | 2:09:30 |
| 19 | (3) LUBEJ Zoran | 6 | 23 | 29 | 79 | 0/1 | 0 | 21/24 | 0/1 | | | 2/3 | 4 | | 4 | | 1 | 8 | 3 | 2 | 2 | 2 | 4:25:23 | |
| Totals | | | 154 | 281 | 55 | 15/27 | 56 | 35/41 | 26/46 | 15/17 | 47/127 | 16/23 | 18 | 1 | 25 | | 24 | 49 | 27 | 21 | 22 | 18 | 6:00:00 | |

| | Goalkeepers | M | Total | | | ALL Saves / Shots | | | | | | | | | |
|--------|--------------------|---|-------|-------|-------|-------------------|-----|------|-------|------|--------|----|-------|----|------|
| | | | P | Saves | Shots | % | 7mP | 7m% | 6mC | Wing | BT | NS | NS% | 9m | 9m% |
| 1 | (5) PUSNIK Rolando | 6 | 36 | 133 | 27 | 2/11 | 18 | 4/22 | 12/37 | 1/14 | 17/73 | 23 | 14/34 | 41 | 3/15 |
| 12 | () IMPERL David | | | | | | | | | | | | | | |
| 16 | (1) LAPAJNE Beno | 5 | 26 | 84 | 31 | 2/10 | 20 | 4/15 | 9/16 | 6/14 | 19/45 | 42 | 2/13 | 15 | 3/16 |
| Totals | | | 62 | 217 | 29 | 4/21 | 19 | 8/37 | 21/53 | 7/28 | 36/118 | 31 | 16/47 | 34 | 6/31 |

Attacks

| Team | All | | Majority | | Minority | | Pos. | | FB | | Ind. FB | | Team FB | | TF | TF % |
|------|---------|----|----------|----|----------|----|---------|----|--------|----|---------|----|---------|----|----|------|
| | G/Att. | % | G/Att. | % | G/Att. | % | G/Att. | % | G/Att. | % | G/Att. | % | G/Att. | % | | |
| SLO | 154/296 | 52 | 30/43 | 70 | 17/30 | 57 | 138/267 | 52 | 16/29 | 55 | 6/8 | 75 | 10/21 | 48 | 49 | 17 |

Team Shots

| | Goals | Saves | Missed | Post | Blocked | Total | % | Prop % |
|-------------------|--------|---------|--------|-------|---------|----------|----------|--------|
| 7m Penalty Throws | 15 | 8 | 1 | 3 | | 27 | 56 | 10 |
| Breakthroughs | 15 | 2 | | | | 17 | 88 | 6 |
| 6m Shots | 35 | 6 | | | | 41 | 85 | 15 |
| Wing Shots | 26 | 11 | 4 | 4 | 1 | 46 | 57 | 16 |
| L R | 11 15 | 4 7 | 1 3 | 1 3 | 1 | 17 29 | 65 52 | |
| 9m Shots | 47 | 44 | 10 | 11 | 15 | 127 | 37 | 45 |
| L C R | 8 32 7 | 15 22 7 | 2 3 4 | 2 5 4 | 4 9 2 | 31 71 24 | 26 45 29 | |
| Fast Breaks | 16 | 6 | | 1 | | 23 | 70 | 8 |
| Totals | 154 | 77 | 15 | 19 | 16 | 281 | 55 | 100 |

Key:

| | | | |
|--|--|-----------------------------------|------------------------------------|
| 6mC : 6 Metre Centre Shots | Wing : Wing Shots | 9m : 9 Metre Shots | 7mP : 7 Metre Penalty Shots |
| FB : All Fast Breaks | BT : Breakthroughs | EX : Exclusions | % : Efficiency |
| Pos. : Position Attacks | RC : Red Cards | 2M : 2 Minute Suspensions | YC : Yellow Cards |
| Ind. FB : Individual Fast Break | Team FB : Team Fast Breaks | TP : Time Played | TF : Technical Faults |
| Prop % : Proportion of Goals | ST : Steals | R7 : Received 7m-Fouls | P7 : Penalty Fouls |
| AS : Assists | BS : Blocked Shots | Majority : Player Majority | Minority : Player Minority |
| G / Att. : Goals / Attacks | NS : Near Shots (incl. 6mC, BT, Wing) | | |



2000 Men's European Handball Championship / EURO 2000

CUMULATIVE STATISTICS

Slovenia (SLO)

After 6 Matches

Overview of Shot Distribution

Players Goals/Shots

2 SAVRIC Roman

| | | |
|--|--|--|
| | | |
| | | |
| | | |

3 SERBEC Uros

| | | |
|-----|-----|-----|
| 3/5 | 3/5 | 2/2 |
| 2/2 | 0/1 | 0/1 |
| 2/2 | 1/3 | 4/5 |

2-Missed 3-Post 3-Blocked

4 VUGRINEC Renato

| | | |
|-----|-----|-----|
| 1/2 | 1/1 | 0/3 |
| 1/1 | | 1/3 |
| 2/4 | 2/3 | 2/3 |

3-Missed 3-Post 1-Blocked

5 JOVICIC Zoran

| | | |
|-----|-----|-----|
| 2/2 | 1/1 | |
| 0/1 | | |
| 3/4 | 0/1 | 1/1 |

6 KASTELIC Andrej

| | | |
|-----|-----|-----|
| 2/2 | 2/3 | 4/4 |
| 1/2 | | 1/1 |
| 2/2 | 1/1 | 2/4 |

1-Post

7 BANVRO Tettey

| | | |
|-----|--|-----|
| | | 1/1 |
| | | 0/2 |
| 1/1 | | |

8 BEDEKOVIC Branko

| | | |
|--|--|--|
| | | |
| | | |
| | | |

9 CVIJIC Gregor

| | | |
|--|--|--|
| | | |
| | | |
| | | |

10 PUC Iztok

| | | |
|-----|-----|------|
| 3/4 | 0/1 | 3/3 |
| 1/3 | 0/2 | 0/1 |
| 2/2 | 1/1 | 7/11 |

3-Missed 8-Post 4-Blocked

11 PUNGARTNIK Roman

| | | |
|-----|-----|-----|
| 4/5 | 1/1 | 3/6 |
| 0/1 | 0/1 | 3/4 |
| 3/4 | 2/3 | 7/9 |

1-Missed 3-Post 1-Blocked

13 TOMSIC Tomaz

| | | |
|-----|-----|-----|
| 2/3 | | 1/1 |
| 1/1 | 0/1 | |
| 1/1 | | 3/3 |

1-Missed

15 PAJOVIC Ales

| | | |
|------|-----|------|
| 5/5 | 2/4 | 3/4 |
| 5/8 | 0/1 | 2/6 |
| 7/11 | 2/3 | 6/10 |

3-Missed 1-Post 7-Blocked

19 LUBEJ Zoran

| | | |
|-----|-----|------|
| 3/3 | 1/1 | 3/4 |
| | | 2/2 |
| 4/5 | 1/1 | 8/10 |

2-Missed

Goalkeepers

Goals/Shots

| | | |
|------|------|-------|
| 5/15 | 4/24 | 10/19 |
| 5/17 | 7/9 | 9/14 |
| 7/42 | 8/33 | 7/44 |

17-missed 17-Post 17-Blocked

1 PUSNIK Rolando

| | | |
|------|------|------|
| 4/11 | 1/14 | 9/16 |
| 2/9 | 3/4 | 4/8 |
| 6/26 | 3/16 | 4/29 |

12-missed 14-Post 12-Blocked

12 IMPERL David

| | | |
|--|--|--|
| | | |
| | | |
| | | |

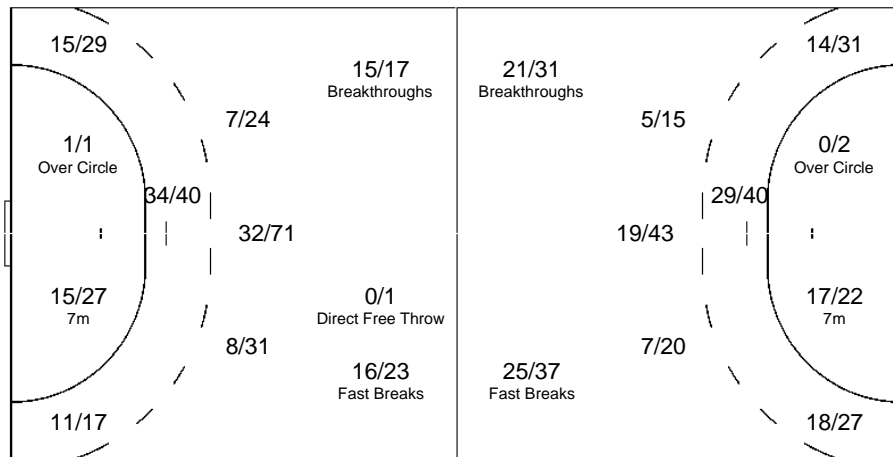
16 LAPAJNE Beno

| | | |
|------|------|------|
| 1/4 | 3/10 | 1/3 |
| 3/8 | 4/5 | 5/6 |
| 1/16 | 5/17 | 3/15 |

5-missed 3-Post 5-Blocked

Offence

Defence



Team

Goals/Shots

| | | |
|-------|-------|-------|
| 25/31 | 11/17 | 20/28 |
| 11/19 | 0/6 | 9/20 |
| 27/36 | 10/16 | 40/56 |

15-missed 19-Post 16-Blocked



2000 Men's European Handball Championship / EURO 2000

CUMULATIVE STATISTICS

Sweden (SWE)

After 7 Matches

Coach: JOHANSSON Bengt

Time outs: 3 Avg. Time outs: 0.43

| No. | Name | M | Total | | | All Goals / Shots | | | | | | Punishments | | | | Offence | | | Defence | | | TP | |
|--------|-----------------------|---|-------|-------|-------|-------------------|-----|-------|-------|-------|-------|-------------|----|----|----|---------|----|----|---------|----|----|----|---------|
| | | | P | Goals | Shots | % | 7mP | 7m% | 6mC | Wing | BT | 9m | FB | YC | RC | 2M | EX | AS | R7 | TF | ST | | BS |
| 1 | (3) SVENSSON Tomas | 6 | | | | | | | | | | | | | | | 1 | | | 1 | | | 3:00:17 |
| 2 | (1) LINDEN Magnus | 2 | | 3 | 0 | | | | | | 0/3 | | | | | | | 1 | 4 | | | | 14:01 |
| 3 | (6) WISLANDER Magnus | 7 | 40 | 54 | 74 | | | 28/32 | 2/5 | | 2/7 | 8/10 | 4 | 3 | | | 6 | 9 | 5 | 4 | 9 | 5 | 5:44:04 |
| 4 | (2) SIVERTSSON Tomas | 6 | 12 | 14 | 86 | 1/1 | 100 | 11/13 | | | | | | 2 | 2 | | 1 | 8 | 3 | 1 | 3 | 3 | 2:08:29 |
| 5 | (3) LINDGREN Ola | 7 | 3 | 4 | 75 | | | 1/2 | | 1/1 | | 1/1 | 3 | 4 | | | | | | 4 | 10 | 8 | 3:26:52 |
| 6 | (2) FRÄNDESJÖ Martin | 2 | 6 | 11 | 55 | | | 2/3 | 2/6 | 1/1 | | 1/1 | 1 | | | | | 2 | 2 | | | 1 | 1:58:27 |
| 7 | (1) LARSSON Andreas | 5 | 4 | 10 | 40 | | | | | | 4/10 | | | | | | 1 | | 5 | | | | 38:51 |
| 8 | (2) PETTERSSON Johan | 4 | 11 | 21 | 52 | | | | 5/12 | | | 6/9 | | 1 | | | 3 | 3 | 2 | 1 | | 1 | 2:07:52 |
| 9 | (2) LOVGREN Stefan | 5 | 33 | 54 | 61 | 10/14 | 71 | 4/6 | 1/3 | 4/8 | 12/21 | 2/2 | | 2 | | | 12 | 2 | 11 | | | 2 | 2:20:04 |
| 11 | (5) THORSSON Pierre | 5 | 20 | 30 | 67 | | | 1/1 | 11/17 | 1/1 | 0/1 | 7/10 | | | | | | 3 | 1 | 1 | 2 | 3 | 4:40:35 |
| 12 | (3) GENTZEL Peter | 6 | | | | | | | | | | | | | | | | | 1 | | | | 3:49:48 |
| 13 | (7) OLSSON Staffan | 7 | 16 | 44 | 36 | | | 0/1 | 3/4 | 2/3 | 8/31 | 3/5 | 6 | 6 | | | 30 | 3 | 23 | 4 | 5 | 8 | 5:59:00 |
| 14 | (6) ANDERSSON Magnus | 7 | 7 | 25 | 28 | 3/5 | 60 | 0/1 | | | 4/18 | 0/1 | 4 | | | | 10 | | 8 | 1 | | 2 | 4:25:51 |
| 15 | (5) FRANZEN Mathias | 5 | 22 | 32 | 69 | | | 2/3 | 11/15 | 1/1 | | 8/13 | 2 | 1 | | | 1 | 1 | 3 | 6 | 5 | 2 | 4:48:14 |
| 16 | (1) ANDERSSON Mattias | 1 | | | | | | | | | | | | | | | 1 | | 1 | | | | 29:55 |
| 17 | (2) VRANJES Ljubomir | 5 | 24 | 36 | 67 | 13/14 | 93 | 1/4 | 0/1 | 2/4 | 2/5 | 6/8 | | 2 | | | 6 | 2 | 15 | 3 | | 5 | 3:12:57 |
| Totals | | | 198 | 338 | 59 | 27/34 | 79 | 50/66 | 35/63 | 12/19 | 32/96 | 42/60 | 22 | 21 | | | 72 | 85 | 34 | 26 | 40 | 34 | 7:20:00 |

| | Goalkeepers | M | Total | | | ALL Saves / Shots | | | | | | | | | |
|--------|-----------------------|---|-------|-------|-------|-------------------|-----|-------|-------|------|--------|----|--------|----|-------|
| | | | P | Saves | Shots | % | 7mP | 7m% | 6mC | Wing | BT | NS | NS% | 9m | 9m% |
| 1 | (3) SVENSSON Tomas | 6 | 52 | 122 | 43 | 4/18 | 22 | 7/27 | 8/14 | 2/6 | 17/47 | 36 | 24/42 | 57 | 7/15 |
| 12 | (3) GENTZEL Peter | 6 | 54 | 137 | 39 | 4/13 | 31 | 5/22 | 9/16 | 1/12 | 15/50 | 30 | 30/58 | 52 | 5/16 |
| 16 | (1) ANDERSSON Mattias | 1 | 7 | 21 | 33 | 1/5 | 20 | 2/6 | 1/2 | 0/1 | 3/9 | 33 | 3/7 | 43 | |
| Totals | | | 113 | 280 | 40 | 9/36 | 25 | 14/55 | 18/32 | 3/19 | 35/106 | 33 | 57/107 | 53 | 12/31 |

Attacks

| Team | All | | Majority | | Minority | | Pos. | | FB | | Ind. FB | | Team FB | | TF | TF % |
|------|---------|----|----------|----|----------|----|---------|----|--------|----|---------|----|---------|----|----|------|
| | G/Att. | % | G/Att. | % | G/Att. | % | G/Att. | % | G/Att. | % | G/Att. | % | G/Att. | % | | |
| SWE | 198/396 | 50 | 26/45 | 58 | 8/23 | 35 | 155/325 | 48 | 43/71 | 61 | 18/24 | 75 | 25/47 | 53 | 85 | 21 |

Team Shots

| | Goals | Saves | Missed | Post | Blocked | Total | % | Prop % |
|-------------------|----------|--------|--------|-------|---------|----------|----------|--------|
| 7m Penalty Throws | 27 | 5 | | 2 | | 34 | 79 | 10 |
| Breakthroughs | 12 | 7 | | | | 19 | 63 | 6 |
| 6m Shots | 50 | 13 | | 3 | | 66 | 76 | 20 |
| Wing Shots | 35 | 18 | 1 | 9 | | 63 | 56 | 19 |
| L R | 15 20 | 8 10 | 1 | 5 4 | | 29 34 | 52 59 | |
| 9m Shots | 32 | 30 | 8 | 5 | 21 | 96 | 33 | 28 |
| L C R | 10 12 10 | 6 16 8 | 3 5 3 | 1 1 1 | 14 5 | 20 46 29 | 50 26 34 | |
| Fast Breaks | 42 | 9 | 4 | 5 | | 60 | 70 | 18 |
| Totals | 198 | 82 | 13 | 24 | 21 | 338 | 59 | 100 |

Key:

| | | | | | | | |
|----------|-------------------------|---------|------------------------------------|----------|------------------------|----------|-------------------------|
| 6mC | : 6 Metre Centre Shots | Wing | : Wing Shots | 9m | : 9 Metre Shots | 7mP | : 7 Metre Penalty Shots |
| FB | : All Fast Breaks | BT | : Breakthroughs | EX | : Exclusions | % | : Efficiency |
| Pos. | : Position Attacks | RC | : Red Cards | 2M | : 2 Minute Suspensions | YC | : Yellow Cards |
| Ind. FB | : Individual Fast Break | Team FB | : Team Fast Breaks | TP | : Time Played | TF | : Technical Faults |
| Prop % | : Proportion of Goals | ST | : Steals | R7 | : Received 7m-Fouls | P7 | : Penalty Fouls |
| AS | : Assists | BS | : Blocked Shots | Majority | : Player Majority | Minority | : Player Minority |
| G / Att. | : Goals / Attacks | NS | : Near Shots (incl. 6mC, BT, Wing) | | | | |



2000 Men's European Handball Championship / EURO 2000

CUMULATIVE STATISTICS

Sweden (SWE)

After 7 Matches

Overview of Shot Distribution

Players Goals/Shots

2 LINDEN Magnus

| | | |
|--|--|-----|
| | | |
| | | 0/1 |
| | | 0/1 |

1-Blocked

3 WISLANDER Magnus

| | | |
|-----|-----|-------|
| 3/4 | 3/4 | 1/2 |
| 5/6 | | 1/2 |
| 7/7 | 3/3 | 17/18 |

1-Missed 5-Post 2-Blocked

4 SIVERTSSON Tomas

| | | |
|-----|-----|-----|
| | 2/2 | 1/2 |
| 1/2 | | 2/2 |
| 2/2 | 4/4 | |

5 LINDGREN Ola

| | | |
|-----|-----|-----|
| | 1/1 | 1/1 |
| | | 1/1 |
| 0/1 | | |

6 FRÄNDESSJÖ Martin

| | | |
|-----|-----|-----|
| | 2/3 | 1/1 |
| 0/1 | 1/1 | 0/1 |
| 0/1 | 2/3 | |

7 LARSSON Andreas

| | | |
|-----|--|-----|
| | | 1/1 |
| 0/2 | | 1/1 |
| 1/2 | | 1/1 |

2-Missed 1-Blocked

8 PETTERSSON Johan

| | | |
|-----|-----|-----|
| | 1/2 | |
| 0/1 | 1/1 | 2/3 |
| 3/4 | 2/3 | 2/3 |

1-Missed 3-Post

9 LOVGREN Stefan

| | | |
|------|-----|-----|
| 7/12 | 6/6 | 3/4 |
| 1/2 | 0/3 | 2/4 |
| 3/4 | 5/6 | 6/6 |

2-Missed 4-Post 1-Blocked

11 THORSSON Pierre

| | | |
|-----|-----|-----|
| 3/3 | 2/3 | 3/3 |
| 2/2 | | 1/3 |
| 7/9 | 1/2 | 1/1 |

4-Post

13 OLSSON Staffan

| | | |
|-----|-----|-----|
| 3/4 | 0/1 | 1/1 |
| 0/5 | 0/1 | 1/2 |
| 3/6 | 3/4 | 5/7 |

3-Missed 1-Post 9-Blocked

14 ANDERSSON Magnus

| | | |
|-----|-----|-----|
| 2/2 | 0/1 | 1/1 |
| 0/2 | 0/2 | 0/2 |
| | 2/3 | 2/2 |

1-Missed 4-Post 5-Blocked

15 FRANZEN Mathias

| | | |
|-----|-----|-----|
| 1/2 | 3/3 | 4/4 |
| 1/1 | 1/1 | 4/6 |
| 1/2 | 3/3 | 4/6 |

3-Missed 1-Post

17 VRANJES Ljubomir

| | | |
|-----|-----|-----|
| 2/2 | 4/4 | |
| 3/4 | | 2/3 |
| 7/8 | 4/6 | 2/5 |

2-Post 2-Blocked

Goalkeepers

Goals/Shots

| | | |
|-------|-------|-------|
| 8/19 | 10/23 | 8/22 |
| 11/21 | 11/13 | 12/23 |
| 22/57 | 11/37 | 19/64 |

20-missed 18-Post 33-Blocked

1 SVENSSON Tomas

| | | |
|-------|------|------|
| 2/4 | 4/10 | 3/7 |
| 8/13 | 4/5 | 8/13 |
| 10/26 | 6/17 | 7/27 |

7-missed 6-Post 19-Blocked

12 GENTZEL Peter

| | | |
|-------|------|-------|
| 6/14 | 5/11 | 4/13 |
| 3/8 | 5/5 | 4/9 |
| 11/29 | 5/16 | 10/31 |

12-missed 11-Post 13-Blocked

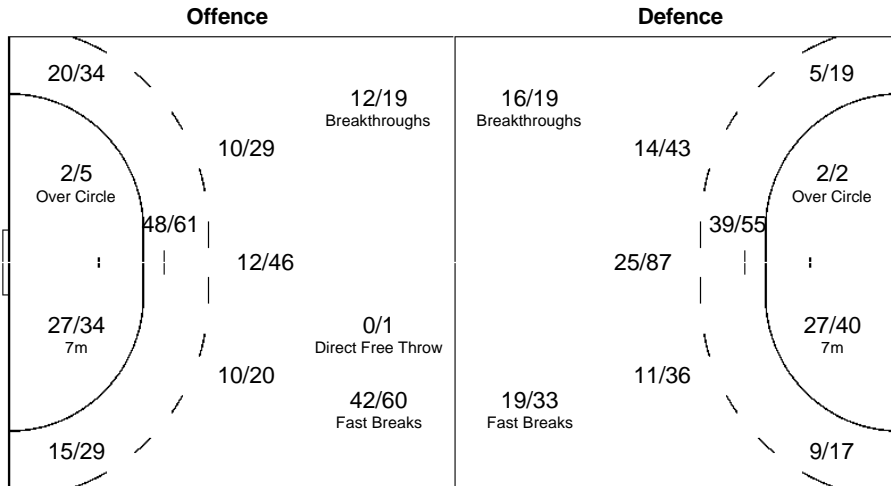
16 ANDERSSON Mattias

| | | |
|-----|-----|-----|
| 0/1 | 1/2 | 1/2 |
| | 2/3 | 0/1 |
| 1/2 | 0/4 | 2/6 |

1-missed 1-Post 1-Blocked

| Team Goals/Shots | | |
|------------------|-------|-------|
| 21/29 | 24/30 | 17/20 |
| 13/28 | 3/9 | 17/31 |
| 34/46 | 29/37 | 40/50 |

13-missed 24-Post 21-Blocked





2000 Men's European Handball Championship / EURO 2000 CUMULATIVE STATISTICS

Ukraine (UKR)

After 6 Matches

Coach: TSYGANOK Vladyslav

Time outs: 5 Avg. Time outs: 0.83

| No. | Name | M | Total | | | All Goals / Shots | | | | | | Punishments | | | | Offence | | | Defence | | | TP | | |
|--------|------------------------|---|-------|-------|-------|-------------------|-----|-------|-------|-------|--------|-------------|----|----|----|---------|----|----|---------|----|----|----|---------|---------|
| | | | P | Goals | Shots | % | 7mP | 7m% | 6mC | Wing | BT | 9m | FB | YC | RC | 2M | EX | AS | R7 | TF | ST | | BS | P7 |
| 1 | (5) NAGORNYI Oleg | 6 | | | | | | | | | | | | | | | | | 1 | | | | | 3:24:34 |
| 2 | (6) LOCHMAN Vyacheslav | 6 | 22 | 62 | 35 | 0/1 | 0 | | 0/1 | 4/5 | 15/52 | 3/3 | 3 | | 5 | | 1 | | 9 | | 4 | 9 | 4:41:31 | |
| 3 | (5) PRUDIUS Ruslan | 5 | 16 | 22 | 73 | | | | 10/12 | 2/2 | 1/4 | 3/4 | 2 | | | | | 3 | 4 | 2 | | 2 | 4:20:01 | |
| 4 | (2) PROVORNIKOV Dmytro | 6 | 11 | 22 | 50 | | | 4/5 | 1/1 | 1/2 | 3/12 | 2/2 | | | | | | 7 | 9 | | | | 3:07:03 | |
| 5 | (4) PETRENKO Yuriy | 6 | 5 | 8 | 62 | | | 2/2 | 2/3 | | 0/1 | 1/2 | 3 | | 7 | | | 1 | 4 | 4 | 1 | 1 | 3:10:31 | |
| 6 | (6) NAT Vitaliy | 6 | 16 | 24 | 67 | 4/4 | 100 | 2/4 | 2/6 | 1/1 | 1/2 | 6/7 | 1 | | | | 3 | 7 | 6 | 5 | | | 5:38:54 | |
| 7 | (1) KHAUKHA Yuriy | 3 | 3 | 8 | 38 | 0/2 | 0 | | 0/1 | | 3/5 | | | | | | 1 | | 2 | | | | 24:07 | |
| 8 | (1) CHERNYSH Olexandr | 3 | 3 | 8 | 38 | | | | | | 3/8 | | | | | | 1 | | | 1 | | | 22:48 | |
| 9 | (2) VELIKYY Oleg | 6 | 46 | 96 | 48 | 11/14 | 79 | 0/1 | 0/2 | 4/5 | 29/71 | 2/3 | 1 | | | | 10 | | 14 | 2 | | 2 | 3:39:40 | |
| 10 | (1) BILASH Sergiy | 2 | 2 | 4 | 50 | | | | 1/3 | | | 1/1 | | | | | | 1 | 3 | | | 1 | 1:16:13 | |
| 11 | (1) ANDRONOV Vitaliy | 5 | | | | | | | | | | | | | 2 | | | 1 | 1 | | | 1 | 34:29 | |
| 13 | (4) NATALYUK Andriy | 6 | | | | | | | | | | | | | 2 | | 4 | | | | 2 | 9 | 4 | 2:53:48 |
| 15 | (3) KISIL Volodymyr | 3 | 2 | 2 | 100 | | | 2/2 | | | | | | | 3 | | | | | | 1 | | 3 | 2:35:46 |
| 16 | (1) BUDKO Yevgeniy | 5 | | | | | | | | | | | | | | | | | 1 | | | | | 2:35:26 |
| 17 | (3) GURKOVSKY Yevgen | 3 | 3 | 4 | 75 | | | 3/4 | | | | | 1 | | 1 | | 1 | 1 | 1 | 1 | | | | 2:48:11 |
| Totals | | | 129 | 260 | 50 | 15/21 | 71 | 13/18 | 16/29 | 12/15 | 55/155 | 18/22 | 16 | | 19 | | 17 | 56 | 21 | 18 | 23 | 14 | | 6:00:00 |

| | Goalkeepers | M | Total | | | ALL Saves / Shots | | | | | | | | | |
|--------|--------------------|---|-------|-------|-------|-------------------|-----|------|-------|------|-------|----|-------|----|------|
| | | | P | Saves | Shots | % | 7mP | 7m% | 6mC | Wing | BT | NS | NS% | 9m | 9m% |
| 1 | (5) NAGORNYI Oleg | 6 | 33 | 121 | 27 | 5/16 | 31 | 1/14 | 7/17 | 0/10 | 8/41 | 20 | 19/52 | 37 | 1/12 |
| 16 | (1) BUDKO Yevgeniy | 5 | 20 | 78 | 26 | 0/7 | 0 | 3/10 | 3/16 | 2/10 | 8/36 | 22 | 12/30 | 40 | 0/5 |
| Totals | | | 53 | 199 | 27 | 5/23 | 22 | 4/24 | 10/33 | 2/20 | 16/77 | 21 | 31/82 | 38 | 1/17 |

Attacks

| Team | All | | Majority | | Minority | | Pos. | | FB | | Ind. FB | | Team FB | | TF | TF % |
|------|---------|----|----------|----|----------|----|---------|----|--------|----|---------|----|---------|----|----|------|
| | G/Att. | % | G/Att. | % | G/Att. | % | G/Att. | % | G/Att. | % | G/Att. | % | G/Att. | % | | |
| UKR | 129/282 | 46 | 16/30 | 53 | 6/22 | 27 | 111/252 | 44 | 18/30 | 60 | 8/11 | 73 | 10/19 | 53 | 56 | 20 |

Team Shots

| | Goals | Saves | Missed | Post | Blocked | Total | % | Prop % |
|-------------------|----------|----------|--------|-------|---------|----------|----------|--------|
| 7m Penalty Throws | 15 | 5 | 1 | | | 21 | 71 | 8 |
| Breakthroughs | 12 | 2 | | 1 | | 15 | 80 | 6 |
| 6m Shots | 13 | 4 | 1 | | | 18 | 72 | 7 |
| Wing Shots | 16 | 11 | 1 | 1 | | 29 | 55 | 11 |
| L R | 4 12 | 6 5 | 1 1 | | | 11 18 | 36 67 | |
| 9m Shots | 55 | 48 | 15 | 10 | 27 | 155 | 35 | 60 |
| L C R | 13 27 15 | 15 21 12 | 2 8 4 | 2 5 2 | 9 9 6 | 41 70 39 | 32 39 38 | |
| Fast Breaks | 18 | 3 | | 1 | | 22 | 82 | 8 |
| Totals | 129 | 73 | 18 | 13 | 27 | 260 | 50 | 100 |

Key:

| | | | |
|--|--|-----------------------------------|------------------------------------|
| 6mC : 6 Metre Centre Shots | Wing : Wing Shots | 9m : 9 Metre Shots | 7mP : 7 Metre Penalty Shots |
| FB : All Fast Breaks | BT : Breakthroughs | EX : Exclusions | % : Efficiency |
| Pos. : Position Attacks | RC : Red Cards | 2M : 2 Minute Suspensions | YC : Yellow Cards |
| Ind. FB : Individual Fast Break | Team FB : Team Fast Breaks | TP : Time Played | TF : Technical Faults |
| Prop % : Proportion of Goals | ST : Steals | R7 : Received 7m-Fouls | P7 : Penalty Fouls |
| AS : Assists | BS : Blocked Shots | Majority : Player Majority | Minority : Player Minority |
| G / Att. : Goals / Attacks | NS : Near Shots (incl. 6mC, BT, Wing) | | |



2000 Men's European Handball Championship / EURO 2000

CUMULATIVE STATISTICS

Ukraine (UKR)

After 6 Matches

Overview of Shot Distribution

Players Goals/Shots

2 LOCHMAN Vyacheslav

| | | |
|-----|-----|-----|
| 2/3 | 2/3 | 1/2 |
| 1/5 | 0/4 | 3/5 |
| 2/3 | 3/6 | 8/9 |

5-Missed 5-Post 12-Blocked

3 PRUDIUS Ruslan

| | | |
|-----|-----|-----|
| 4/4 | 1/1 | |
| 1/1 | 0/1 | 0/1 |
| 6/8 | | 4/4 |

1-Missed 1-Blocked

4 PROVORNIKOV Dmytro

| | | |
|-----|-----|-----|
| 2/2 | 1/1 | 2/2 |
| 1/3 | | 1/5 |
| 2/2 | 1/1 | 1/1 |

1-Missed 1-Post 3-Blocked

5 PETRENKO Yuriy

| | | |
|-----|-----|-----|
| 1/1 | | 1/2 |
| | | 1/1 |
| 1/1 | 0/1 | 1/1 |

1-Post

6 NAT Vitaliy

| | | |
|-----|-----|-----|
| | 3/3 | 3/3 |
| 2/2 | | 2/2 |
| 4/7 | 0/1 | 2/3 |

1-Missed 2-Post

7 KHAUKHA Yuriy

| | | |
|-----|-----|-----|
| | | 0/1 |
| 0/2 | | |
| 2/2 | 1/1 | |

1-Missed 1-Blocked

8 CHERNYSH Olexandr

| | | |
|-----|-----|-----|
| | | 0/1 |
| 0/1 | 0/1 | 1/1 |
| | | 2/2 |

1-Missed 1-Post

9 VELYKY Oleg

| | | |
|-------|------|-------|
| 2/5 | 2/2 | 7/8 |
| 3/5 | 0/4 | 2/8 |
| 16/23 | 4/10 | 10/11 |

7-Missed 3-Post 10-Blocked

10 BILASH Sergiy

| | | |
|--|-----|-----|
| | 2/2 | |
| | | |
| | | 0/1 |

1-Missed

11 ANDRONOV Vitaliy

| | | |
|--|--|--|
| | | |
| | | |
| | | |

13 NATALYUK Andriy

| | | |
|--|--|--|
| | | |
| | | |
| | | |

15 KISIL Volodymyr

| | | |
|-----|-----|--|
| | | |
| 1/1 | | |
| | 1/1 | |

17 GURKOVSKY Yevgen

| | | |
|--|-----|-----|
| | | |
| | | |
| | 1/1 | 2/3 |

Goalkeepers

Goals/Shots

| | | |
|-------|------|-------|
| 2/19 | 1/11 | 3/24 |
| 4/13 | 5/5 | 11/17 |
| 11/41 | 6/14 | 10/55 |

18-missed 12-Post 13-Blocked

1 NAGORNY Oleg

| | | |
|------|------|------|
| 2/10 | 1/6 | 2/18 |
| 3/11 | 5/5 | 8/11 |
| 6/26 | 5/10 | 1/24 |

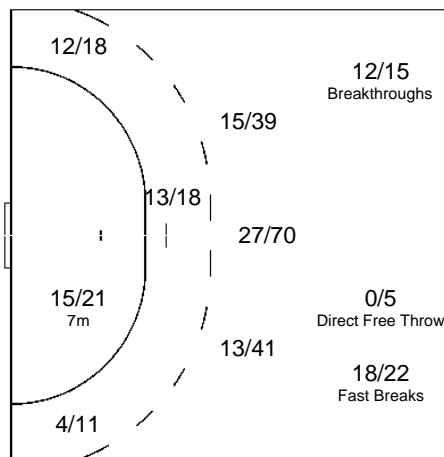
9-missed 9-Post 5-Blocked

16 BUDKO Yevgeniy

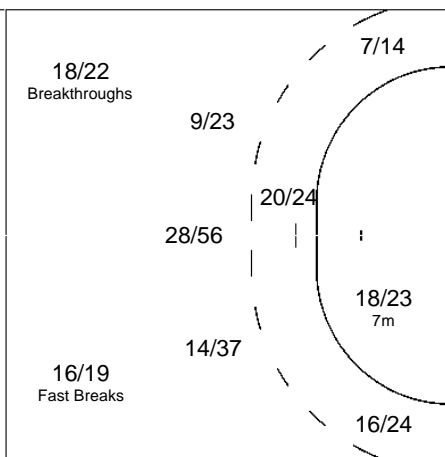
| | | |
|------|-----|------|
| 0/9 | 0/5 | 1/6 |
| 1/2 | | 3/6 |
| 5/15 | 1/4 | 9/31 |

9-missed 3-Post 8-Blocked

Offence



Defence



Team

Goals/Shots

| | | |
|-------|-------|-------|
| 11/15 | 11/12 | 14/19 |
| 9/20 | 0/10 | 10/23 |
| 33/46 | 11/22 | 30/35 |

18-missed 13-Post 27-Blocked